

STEEL WORK STATIONS

fami[®]
Storage Systems

CATALOGUE NO.
C CT GB 316 00

MULTICOMPARTMENTS WORKSTATIONS



Order no.

F VW 0029 00 04

Dimensions mm 1000x700x900 h

Steel workstation with:

2 compartments with locks

2 drawers with locks and guides with bearings.

Drawer load capacity 20 kg.

Workstation load capacity 1000 kg.



Order no.

F VW 0030 00 04

Dimensions mm 2000x700x900 h

Steel workstation with:

4 compartments with locks

4 drawers with locks and guides with bearings.

Drawer load capacity 20 kg.

Workstation load capacity 1000 kg.



■ Steel workstations width 1000 mm with steel worktop	Page	4
■ Steel workstations width 1500 mm with steel worktop	Page	6
■ Steel workstations width 2000 mm with steel worktop	Page	8
■ Steel workstations width 2500 mm with steel worktop	Page	12
■ Steel workstations width 1000 mm with wooden worktop	Page	16
■ Steel workstations width 1500 mm with wooden worktop	Page	18
■ Steel workstations width 2000 mm with wooden worktop	Page	20
■ Steel workstations width 2500 mm with wooden worktop	Page	24
■ Components and accessories	Page	28





WORKSTATIONS WITH STEEL WORKTOP




STEEL WORKSTATIONS 1000

WITH STEEL WORKTOP

STANDARD
COLOUR
BLUE 04

■ RAL 5012



STEEL COVER WITH RUBBER COATING

Order no.

F BG 3210 00 07

Dimensions mm 1024x700x33 h

COLOUR BLACK



WORKSTATIONS

LOAD CAPACITY:

1000 KG



Order no.

F BG M100 00 04 ASSEMBLED

F BG S100 00 04 UNASSEMBLED

Dimensions mm 1031x705x855 h

■ 04



Order no.

F BG M100 01 04 ASSEMBLED

F BG S100 01 04 UNASSEMBLED

Dimensions mm 1031x705x855 h

■ 04



Detail of
Multibox

Order no.

F BG M100 52 04 ASSEMBLED

F BG S100 52 04 UNASSEMBLED

Dimensions mm 1031x705x855 h

■ 04 Complete with 10 Multibox with each 1 partition and 2 containers



Order no.

F BG M1A0 00 04 ASSEMBLED

F BG S1A0 00 04 UNASSEMBLED

Dimensions mm 1031x705x855 h

■ 04



Order no.

F BG M1B0 00 04 ASSEMBLED

F BG S1B0 00 04 UNASSEMBLED

Dimensions mm 1031x705x855 h

■ 04



Order no.

F BG M1C0 00 04 ASSEMBLED

F BG S1C0 00 04 UNASSEMBLED

Dimensions mm 1031x705x855 h

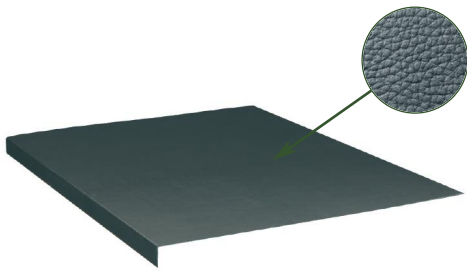
■ 04

STEEL WORKSTATIONS 1500

WITH STEEL WORKTOP



ORD. NO. Workstation **F BG M200 S1 04**
Complete with 32 Multibox and steel cover with rubber coating. Dimensions mm 1507x705x855 h.



STEEL COVER WITH RUBBER COATING

Order no.

F BG 3215 00 07

Dimensions mm 1498x700x33 h

COLOUR BLACK



**WORKSTATIONS
LOAD CAPACITY:
1000 KG**



Order no.

F BG M200 00 04 ASSEMBLED

F BG S200 00 04 UNASSEMBLED

Dimensions mm 1507x705x855 h

■ 04



Order no.

F BG M2A0 00 04 ASSEMBLED

F BG S2A0 00 04 UNASSEMBLED

Dimensions mm 1507x705x855 h

■ 04



Order no.

F BG M2C0 00 04 ASSEMBLED

F BG S2C0 00 04 UNASSEMBLED

Dimensions mm 1507x705x855 h

■ 04




STEEL WORKSTATIONS 1500

WITH STEEL WORKTOP

STANDARD
COLOUR
BLUE 04

■ RAL 5012



Detail of
Multibox



Order no.
F BG M2B0 00 04 ASSEMBLED
F BG S2B0 00 04 UNASSEMBLED
Dimensions mm 1507x705x855 h
■ 04



Order no.
F BG M2B0 01 04 ASSEMBLED
F BG S2B0 01 04 UNASSEMBLED
Dimensions mm 1507x705x855 h
■ 04



Order no.
F BG M2B0 52 04 ASSEMBLED
F BG S2B0 52 04 UNASSEMBLED
Dimensions mm 1507x705x855 h
■ 04 Complete with 10 Multibox with each 1 partition and 2 containers



Order no.
F BG M2AA 00 04 ASSEMBLED
F BG S2AA 00 04 UNASSEMBLED
Dimensions mm 1507x705x855 h
■ 04



Order no.
F BG M2AB 00 04 ASSEMBLED
F BG S2AB 00 04 UNASSEMBLED
Dimensions mm 1507x705x855 h
■ 04



Order no.
F BG M2AC 00 04 ASSEMBLED
F BG S2AC 00 04 UNASSEMBLED
Dimensions mm 1507x705x855 h
■ 04



Order no.
F BG M2BB 00 04 ASSEMBLED
F BG S2BB 00 04 UNASSEMBLED
Dimensions mm 1507x705x855 h
■ 04



Order no.
F BG M2BC 00 04 ASSEMBLED
F BG S2BC 00 04 UNASSEMBLED
Dimensions mm 1507x705x855 h
■ 04



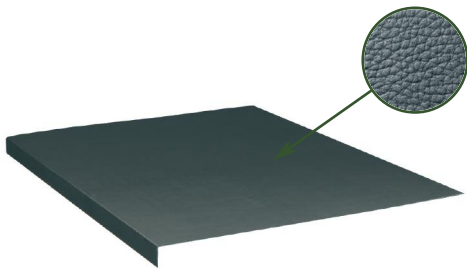
Order no.
F BG M2CC 00 04 ASSEMBLED
F BG S2CC 00 04 UNASSEMBLED
Dimensions mm 1507x705x855 h
■ 04

STEEL WORKSTATIONS 2000

WITH STEEL WORKTOP



ORD. NO. Workstation **F BG M300 S1 04**
 Complete with steel cover with rubber coating.
 Dimensions mm 2007x705x855 h.



STEEL COVER WITH RUBBER COATING

Order no.
F BG 3220 00 07
 Dimensions mm 1998x700x33 h
 COLOUR BLACK



**WORKSTATIONS
 LOAD CAPACITY:
 1000 KG**



Order no.
F BG M300 00 04 ASSEMBLED
F BG S300 00 04 UNASSEMBLED
 Dimensions mm 2007x705x855 h

■ 04



Order no.
F BG M300 01 04 ASSEMBLED
F BG S300 01 04 UNASSEMBLED
 Dimensions mm 2007x705x855 h

■ 04





Order no.
F BG M300 52 04 ASSEMBLED
F BG S300 52 04 UNASSEMBLED
Dimensions mm 2007x705x855 h
 Complete with 22 Multibox with each 1 partition and 5 containers
 ■ 04



Order no.
F BG M3A0 00 04 ASSEMBLED
F BG S3A0 00 04 UNASSEMBLED
Dimensions mm 2007x705x855 h
 ■ 04



Order no.
F BG M3B0 00 04 ASSEMBLED
F BG S3B0 00 04 UNASSEMBLED
Dimensions mm 2007x705x855 h
 ■ 04



Order no.
F BG M3B0 01 04 ASSEMBLED
F BG S3B0 01 04 UNASSEMBLED
Dimensions mm 2007x705x855 h
 ■ 04



Order no.
F BG M3B0 52 04 ASSEMBLED
F BG S3B0 52 04 UNASSEMBLED
Dimensions mm 2007x705x855 h
 Complete with 16 Multibox with each 1 partition and 4 containers
 ■ 04



Order no.
F BG M3C0 00 04 ASSEMBLED
F BG S3C0 00 04 UNASSEMBLED
Dimensions mm 2007x705x855 h
 ■ 04

STEEL WORKSTATIONS 2000

WITH STEEL WORKTOP



Order no.
F BG M3AA 00 04 ASSEMBLED
F BG S3AA 00 04 UNASSEMBLED
 Dimensions mm 2007x705x855 h
 ■ 04



Order no.
F BG M3AA 01 04 ASSEMBLED
F BG S3AA 01 04 UNASSEMBLED
 Dimensions mm 2007x705x855 h
 ■ 04



Detail of Multibox

Order no.
F BG M3AA 52 04 ASSEMBLED
F BG S3AA 52 04 UNASSEMBLED
 Dimensions mm 2007x705x855 h
 Complete with 16 Multibox with each 1 partition and 5 containers



Order no.
F BG M3AB 00 04 ASSEMBLED
F BG S3AB 00 04 UNASSEMBLED
 Dimensions mm 2007x705x855 h
 ■ 04



Order no.
F BG M3AC 00 04 ASSEMBLED
F BG S3AC 00 04 UNASSEMBLED
 Dimensions mm 2007x705x855 h
 ■ 04



Order no.
F BG M3BB 00 04 ASSEMBLED
F BG S3BB 00 04 UNASSEMBLED
 Dimensions mm 2007x705x855 h
 ■ 04





Order no.
F BG M3BC 00 04 ASSEMBLED
F BG S3BC 00 04 UNASSEMBLED
 Dimensions mm 2007x705x855 h
 ■ 04



Order no.
F BG M3BC 01 04 ASSEMBLED
F BG S3BC 01 04 UNASSEMBLED
 Dimensions mm 2007x705x855 h
 ■ 04



Order no.
F BG M3BC 52 04 ASSEMBLED
F BG S3BC 52 04 UNASSEMBLED
 Dimensions mm 2007x705x855 h
 Complete with 20 Multibox with each 1 partition
 ■ 04



Order no.
F BG M3CC 00 04 ASSEMBLED
F BG S3CC 00 04 UNASSEMBLED
 Dimensions mm 2007x705x855 h
 ■ 04



Order no.
F BG M3AA A0 04 ASSEMBLED
F BG S3AA A0 04 UNASSEMBLED
 Dimensions mm 2007x705x855 h
 ■ 04



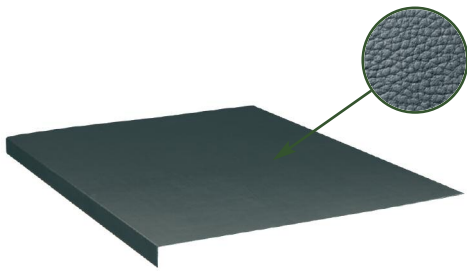
Order no.
F BG M3AB A0 04 ASSEMBLED
F BG S3AB A0 04 UNASSEMBLED
 Dimensions mm 2007x705x855 h
 ■ 04

STEEL WORKSTATIONS 2500

WITH STEEL WORKTOP



ORD. NO. Workstation F BG M400 S1 04
Complete with 2 storage containers and steel
cover with rubber coating.
Dimensions mm 2507x705x855 h.



STEEL COVER WITH RUBBER COATING

Order no.
F BG 3225 00 07
Dimensions mm 2498x700x33 h
COLOUR BLACK



WORKSTATIONS
LOAD CAPACITY:
1000 KG



Order no.

F BG M400 00 04

ASSEMBLED

F BG S400 00 04

UNASSEMBLED

Dimensions mm 2507x705x855 h

■ 04





Order no.

F BG M4A0 00 04

ASSEMBLED

F BG S4A0 00 04

UNASSEMBLED

Dimensions mm 2507x705x855 h

■ 04



Order no.

F BG M4B0 00 04

ASSEMBLED

F BG S4B0 00 04

UNASSEMBLED

Dimensions mm 2507x705x855 h

■ 04



Order no.

F BG M4C0 00 04

ASSEMBLED

F BG S4C0 00 04

UNASSEMBLED

Dimensions mm 2507x705x855 h

■ 04



Order no.

F BG M4AA 00 04

ASSEMBLED

F BG S4AA 00 04

UNASSEMBLED

Dimensions mm 2507x705x855 h

■ 04

STEEL WORKSTATIONS 2500

WITH STEEL WORKTOP



Order no.

F BG M4AB 00 04

ASSEMBLED

F BG S4AB 00 04

UNASSEMBLED

Dimensions mm 2507x705x855 h

■ 04



Order no.

F BG M4AC 00 04

ASSEMBLED

F BG S4AC 00 04

UNASSEMBLED

Dimensions mm 2507x705x855 h

■ 04



Order no.

F BG M4BB 00 04

ASSEMBLED

F BG S4BB 00 04

UNASSEMBLED

Dimensions mm 2507x705x855 h

■ 04



Order no.

F BG M4BC 00 04

ASSEMBLED

F BG S4BC 00 04

UNASSEMBLED

Dimensions mm 2507x705x855 h

■ 04



STEEL WORKSTATIONS 2500

WITH STEEL WORKTOP

STANDARD
COLOUR
BLUE 04

■ RAL 5012



Order no.

F BG M4CC 00 04

ASSEMBLED

F BG S4CC 00 04

UNASSEMBLED

Dimensions mm 2507x705x855 h

■ 04



Order no.

F BG M4BC CB 04

ASSEMBLED

F BG S4BC CB 04

UNASSEMBLED

Dimensions mm 2507x705x855 h

■ 04



Order no.

F BG M4CB 01 04


ASSEMBLED

F BG S4CB 01 04

UNASSEMBLED

Dimensions mm 2507x705x855 h

■ 04



Detail of
Multibox

Order no.

F BG M4CB 52 04

ASSEMBLED

F BG S4CB 52 04

UNASSEMBLED

Dimensions mm 2507x705x855 h

Complete with 32 Multibox with each 1 partition

■ 04

WORKSTATIONS WITH WOODEN WORKTOP



STEEL WORKSTATIONS 1000


WITH WOODEN WORKTOP

STANDARD
COLOUR
BLUE 04

■ RAL 5012



ORD. NO. Workstation **F BG M500 S1 04**
Complete with Multibox, storage containers and steel cover with rubber coating. Dimensions mm 1024x750x880 h.



STEEL COVER WITH RUBBER COATING

Order no.

F BL 2430 00 07

Dimensions mm 1024x755x30 h

COLOUR BLACK



**WORKSTATIONS
LOAD CAPACITY:
1000 KG**



Order no.

F BG M500 00 04 ASSEMBLED

F BG S500 00 04 UNASSEMBLED

Dimensions mm 1024x750x880 h

■ 04



Order no.

F BG M500 01 04 ASSEMBLED

F BG S500 01 04 UNASSEMBLED

Dimensions mm 1024x750x880 h

■ 04



Detail of
Multibox

Order no.

F BG M500 52 04 ASSEMBLED

F BG S500 52 04 UNASSEMBLED

Dimensions mm 1024x750x880 h

■ 04 Complete with 10 Multibox with each 1 partition and 2 containers



Order no.

F BG M5A0 00 04 ASSEMBLED

F BG S5A0 00 04 UNASSEMBLED

Dimensions mm 1024x750x880 h

■ 04



Order no.

F BG M5B0 00 04 ASSEMBLED

F BG S5B0 00 04 UNASSEMBLED

Dimensions mm 1024x750x880 h

■ 04



Order no.

F BG M5C0 00 04 ASSEMBLED

F BG S5C0 00 04 UNASSEMBLED

Dimensions mm 1024x750x880 h

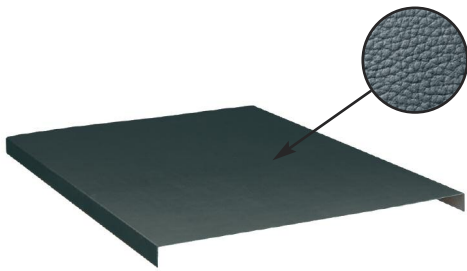
■ 04

STEEL WORKSTATIONS 1500

WITH WOODEN WORKTOP



ORD. NO. Workstation **F BG M600 S1 04**
Complete with Multibox and steel cover with rubber coating. Dimensions mm 1500x750x880 h.



STEEL COVER WITH RUBBER COATING

Order no.
F BL 2460 00 07
Dimensions mm 1500x755x30 h
COLOUR BLACK



WORKSTATIONS
LOAD CAPACITY:
1000 KG



Order no.
F BG M600 00 04 ASSEMBLED
F BG S600 00 04 UNASSEMBLED
Dimensions mm 1500x750x880 h
■ 04



Order no.
F BG M6A0 00 04 ASSEMBLED
F BG S6A0 00 04 UNASSEMBLED
Dimensions mm 1500x750x880 h
■ 04




Order no.
F BG M6C0 00 04 ASSEMBLED
F BG S6C0 00 04 UNASSEMBLED
Dimensions mm 1500x750x880 h
■ 04

STEEL WORKSTATIONS 1500

WITH WOODEN WORKTOP

STANDARD
COLOUR
BLUE 04
RAL 5012



Detail of
Multibox



Order no.
F BG M6B0 00 04 ASSEMBLED
F BG S6B0 00 04 UNASSEMBLED
Dimensions mm 1500x750x880 h
■ 04



Order no.
F BG M6B0 01 04 ASSEMBLED
F BG S6B0 01 04 UNASSEMBLED
Dimensions mm 1500x750x880 h
■ 04



Order no.
F BG M6B0 52 04 ASSEMBLED
F BG S6B0 52 04 UNASSEMBLED
Dimensions mm 1500x750x880 h
■ 04 Complete with 10 Multibox with each 1 partition and 2 containers



Order no.
F BG M6AA 00 04 ASSEMBLED
F BG S6AA 00 04 UNASSEMBLED
Dimensions mm 1500x750x880 h
■ 04



Order no.
F BG M6AB 00 04 ASSEMBLED
F BG S6AB 00 04 UNASSEMBLED
Dimensions mm 1500x750x880 h
■ 04



Order no.
F BG M6AC 00 04 ASSEMBLED
F BG S6AC 00 04 UNASSEMBLED
Dimensions mm 1500x750x880 h
■ 04



Order no.
F BG M6BB 00 04 ASSEMBLED
F BG S6BB 00 04 UNASSEMBLED
Dimensions mm 1500x750x880 h
■ 04



Order no.
F BG M6BC 00 04 ASSEMBLED
F BG S6BC 00 04 UNASSEMBLED
Dimensions mm 1500x750x880 h
■ 04




Order no.
F BG M6CC 00 04 ASSEMBLED
F BG S6CC 00 04 UNASSEMBLED
Dimensions mm 1500x750x880 h
■ 04

STEEL WORKSTATIONS 2000

WITH WOODEN WORKTOP



ORD. NO. Workstation **F BG M700 S1 04**
 Complete with steel cover with rubber coating.
 Dimensions mm 2000x750x880 h.




STEEL COVER WITH RUBBER COATING

Order no.
F BL 2490 00 07
 Dimensions mm 2000x755x30 h
 COLOUR BLACK



**WORKSTATIONS
 LOAD CAPACITY:
 1000 KG**



Order no.
F BG M700 00 04 ASSEMBLED
F BG S700 00 04 UNASSEMBLED
 Dimensions mm 2000x750x880 h


■ 04



Order no.
F BG M700 01 04 ASSEMBLED
F BG S700 01 04 UNASSEMBLED
 Dimensions mm 2000x750x880 h

■ 04





Detail of
Multibox

Order no.

F BG M700 52 04

ASSEMBLED

F BG S700 52 04

UNASSEMBLED

Dimensions mm 2000x750x880 h

Complete with 22 Multibox with each 1 partition and 5 containers

■ 04



Order no.

F BG M7A0 00 04

ASSEMBLED

F BG S7A0 00 04

UNASSEMBLED

Dimensions mm 2000x750x880 h

■ 04



Order no.

F BG M7B0 00 04

ASSEMBLED

F BG S7B0 00 04

UNASSEMBLED

Dimensions mm 2000x750x880 h

■ 04



Order no.

F BG M7B0 01 04


ASSEMBLED

F BG S7B0 01 04

UNASSEMBLED

Dimensions mm 2000x750x880 h

■ 04



Detail of
Multibox

Order no.

F BG M7B0 52 04

ASSEMBLED

F BG S7B0 52 04

UNASSEMBLED

Dimensions mm 2000x750x880 h

Complete with 16 Multibox with each 1 partition and 4 containers

■ 04



Order no.

F BG M7C0 00 04

ASSEMBLED

F BG S7C0 00 04

UNASSEMBLED

Dimensions mm 2000x750x880 h

■ 04

STEEL WORKSTATIONS 2000

WITH WOODEN WORKTOP



Order no.
F BG M7AA 00 04 ASSEMBLED
F BG S7AA 00 04 UNASSEMBLED
 Dimensions mm 2000x750x880 h
 ■ 04



Order no.
F BG M7AA 01 04 ASSEMBLED
F BG S7AA 01 04 UNASSEMBLED
 Dimensions mm 2000x750x880 h
 ■ 04



Detail of Multibox

Order no.
F BG M7AA 52 04 ASSEMBLED
F BG S7AA 52 04 UNASSEMBLED
 Dimensions mm 2000x750x880 h
 Complete with 16 Multibox with each 1 partition and 5 containers
 ■ 04



Order no.
F BG M7AB 00 04 ASSEMBLED
F BG S7AB 00 04 UNASSEMBLED
 Dimensions mm 2000x750x880 h
 ■ 04



Order no.
F BG M7AC 00 04 ASSEMBLED
F BG S7AC 00 04 UNASSEMBLED
 Dimensions mm 2000x750x880 h
 ■ 04



Order no.
F BG M7BB 00 04 ASSEMBLED
F BG S7BB 00 04 UNASSEMBLED
 Dimensions mm 2000x750x880 h
 ■ 04





Order no.

F BG M7BC 00 04

ASSEMBLED

F BG S7BC 00 04

UNASSEMBLED

Dimensions mm 2000x750x880 h

■ 04



Order no.

F BG M7BC 01 04

ASSEMBLED

F BG S7BC 01 04

UNASSEMBLED

Dimensions mm 2000x750x880 h

■ 04



Detail of
Multibox

Order no.

F BG M7BC 52 04

ASSEMBLED

F BG S7BC 52 04

UNASSEMBLED

Dimensions mm 2000x750x880 h

Complete with 20 Multibox with each 1 partition

■ 04



Order no.

F BG M7CC 00 04

ASSEMBLED

F BG S7CC 00 04

UNASSEMBLED

Dimensions mm 2000x750x880 h

■ 04



Order no.

F BG M7AA A0 04

ASSEMBLED

F BG S7AA A0 04

UNASSEMBLED

Dimensions mm 2000x750x880 h

■ 04



Order no.

F BG M7AB A0 04

ASSEMBLED

F BG S7AB A0 04

UNASSEMBLED

Dimensions mm 2000x750x880 h

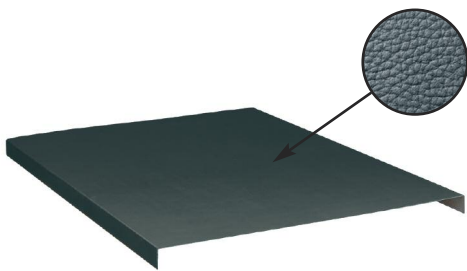
■ 04

STEEL WORKSTATIONS 2500

WITH WOODEN WORKTOP



ORD. NO. Workstation F BG M800 S1 04
Complete with 3 storage containers, multi-purpose panel and steel cover with rubber coating.
Dimensions mm 2500x750x880 h.



STEEL COVER WITH RUBBER COATING

Order no.
F BL 2505 00 07
Dimensions mm 2500x755x30 h
COLOUR BLACK



WORKSTATIONS
LOAD CAPACITY:
1000 KG



Order no.
F BG M800 00 04 ASSEMBLED
F BG S800 00 04 UNASSEMBLED
Dimensions mm 2500x750x880 h

■ 04





Order no.

F BG M8A0 00 04

ASSEMBLED

F BG S8A0 00 04

UNASSEMBLED

Dimensions mm 2500x750x880 h

■ 04



Order no.

F BG M8B0 00 04

ASSEMBLED

F BG S8B0 00 04

UNASSEMBLED

Dimensions mm 2500x750x880 h

■ 04



Order no.

F BG M8C0 00 04

ASSEMBLED

F BG S8C0 00 04

UNASSEMBLED

Dimensions mm 2500x750x880 h

■ 04



Order no.

F BG M8AA 00 04

ASSEMBLED

F BG S8AA 00 04

UNASSEMBLED

Dimensions mm 2500x750x880 h

■ 04

STEEL WORKSTATIONS 2500

WITH WOODEN WORKTOP



Order no.

F BG M8AB 00 04

ASSEMBLED

F BG S8AB 00 04

UNASSEMBLED

Dimensions mm 2500x750x880 h

■ 04



Order no.

F BG M8AC 00 04

ASSEMBLED

F BG S8AC 00 04

UNASSEMBLED

Dimensions mm 2500x750x880 h

■ 04



Order no.

F BG M8BB 00 04

ASSEMBLED

F BG S8BB 00 04

UNASSEMBLED

Dimensions mm 2500x750x880 h

■ 04



Order no.

F BG M8BC 00 04

ASSEMBLED

F BG S8BC 00 04

UNASSEMBLED

Dimensions mm 2500x750x880 h

■ 04



STEEL WORKSTATIONS 2500

WITH WOODEN WORKTOP

STANDARD
COLOUR
BLUE 04

■ RAL 5012



Order no.

F BG M8CC 00 04

ASSEMBLED

F BG S8CC 00 04

UNASSEMBLED

Dimensions mm 2500x750x880 h

■ 04



Order no.

F BG M8BC CB 04

ASSEMBLED

F BG S8BC CB 04

UNASSEMBLED

Dimensions mm 2500x750x880 h

■ 04



Order no.

F BG M8CB 01 04

ASSEMBLED

F BG S8CB 01 04

UNASSEMBLED

Dimensions mm 2500x750x880 h

■ 04



Detail of
Multibox

Order no.

F BG M8CB 52 04

ASSEMBLED

F BG S8CB 52 04


UNASSEMBLED

Dimensions mm 2500x750x880 h

Complete with 32 Multibox with each 1 partition

■ 04

PERFORATED PANELS WITH WALL FIXING SET



Order no.	Dimensions mm
F BG 3915 00 04	1500x850 h
F BG 3920 00 04	2000x850 h


Hole diameter 4 mm. FIXING SET EXCLUDED.

■ 04




Example of how to use the perforated panel with wall fixing

SHELF FOR PERFORATED PANELS




Order no.	Dimensions mm
F BG 3945 00 04	1500x140 h
F BG 3950 00 04	2000x140 h

■ 04



Example of how to use the shelf for perforated panel

HOOKS FOR PERFORATED PANELS



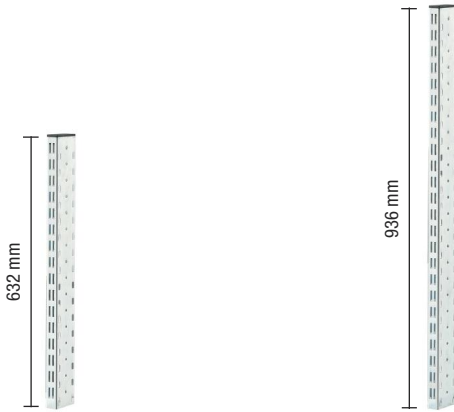
Order no.	Reference	Package
F BG 3970 01 99	A	10 pcs
F BG 3971 01 99	B	10 pcs
F BG 3972 01 99	C	10 pcs
F BG 3973 01 99	D	10 pcs

■ 99 galvanised



Example of how to use the hooks for perforated panel

SUPPORT COLUMNS WITH BOTH SIDE DUAL SLOTS FOR STEEL WORKTOPS



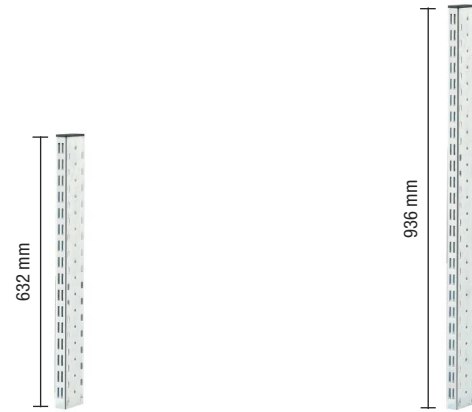
Order no.
F BL 7530 03 99
 Support column with both side dual slots height 634 mm for 2 panels.
 Load capacity: 50 kg.

■ 01 ■ 02 ■ 04 ■ 08 ■ 99

Order no.
F BL 7535 03 99
 Support column with both side dual slots height 938 mm for 3 panels.
 Load capacity: 50 kg.

■ 01 ■ 02 ■ 04 ■ 08 ■ 99

SUPPORT COLUMNS WITH BOTH SIDE DUAL SLOTS FOR WOODEN WORKTOPS



Order no.
F BL 7530 00 99
 Support column with both side dual slots height 634 mm for 2 panels.
 Load capacity: 50 kg.

■ 01 ■ 02 ■ 04 ■ 08 ■ 99

Order no.
F BL 7535 00 99
 Support column with both side dual slots height 938 mm for 3 panels.
 Load capacity: 50 kg.

■ 01 ■ 02 ■ 04 ■ 08 ■ 99

ROLLER SHUTTER CABINET



Order no.	Fixing type	Cylinder lock	Load capacity kg
F BL 7011 01 51	to the wall	series 45	50
F BL 7011 03 51	to the wooden worktop	series 45	50

Overall dimensions mm 952x210x810 h

Usable dimensions mm 905x150x581 h

HOOKS AND TOOLS EXCLUDED

■ 01 ■ 02 ■ 51 ■ 56



Order no.	Fixing type	Cylinder lock	Load capacity kg
F BL 7021 01 51	to the wall	series 45	50
F BL 7021 03 51	to the wooden worktop	series 45	50

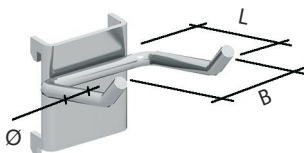
Overall dimensions mm 952x210x1115 h

Usable dimensions mm 905x150x885 h

HOOKS AND TOOLS EXCLUDED

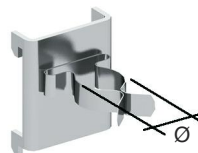
■ 01 ■ 02 ■ 51 ■ 56

ANGLE HOOK



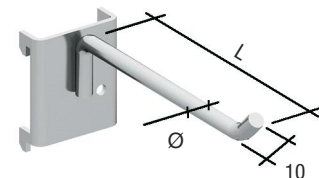
Order no.	Ø	L	B
C MV 10 016	5	50	40

SPRING CLIP




Order no.	Ø
C MV 10 020	7
C MV 10 021	11
C MV 10 022	15
C MV 10 023	18

SUSPENSION HOOK



Order no.	Ø	L
C MV 10 037	5	24
C MV 10 038	5	38
C MV 10 039	4	100
C MV 10 040	6	100
C MV 10 041	5	150
C MV 10 042	6	200

SHELF FOR MULTI-PURPOSE PANELS LENGHT 1000 mm



Order no.	Depth of shelf mm	Load capacity kg
F BL 7750 00 04	220	25
F BL 7755 00 04	320	25
F BL 7760 00 04	420	25
F BL 7762 00 04	600	25


■ 01 ■ 02 ■ 04 ■ 08 ■ 99

Height-adjustable tilting shelf in 2 positions with front or rear upstand

AVAILABLE IN 4 DIMENSIONS:

955x220 mm 955x320 mm 955x420 mm 955x600 mm

SHELF FOR MULTI-PURPOSE PANELS LENGHT 1500 mm



Order no.	Depth of shelf mm	Load capacity kg
F BL 7795 00 04	220	25
F BL 7800 00 04	320	25
F BL 7805 00 04	420	25


■ 01 ■ 02 ■ 04 ■ 08 ■ 99

Height-adjustable tilting shelf in 2 positions with front or rear upstand

AVAILABLE IN 3 DIMENSIONS:

1440x220 mm 1440x320 mm 1440x420 mm

PERFORATED PANEL



Order no.	Length of panel mm	Load capacity kg
F BL 7620 00 04	973	25
F BL 7635 00 04	1458	25


■ 01 ■ 02 ■ 04 ■ 08

Perforated panel equipped for fixing the support columns with both side dual slots

AVAILABLE IN 2 DIMENSIONS:

973x304 mm h for length 1000 mm
1458x304 mm h for length 1500 mm

PLAIN PANEL



Order no.	Length of panel mm
F BL 7670 00 04	973
F BL 7675 00 04	1458

■ 01 ■ 02 ■ 04 ■ 08

Plain panel equipped for fixing the support columns with both side dual slots

AVAILABLE IN 2 DIMENSIONS:

973x304 mm h for length 1000 mm
1458x304 mm h for length 1500 mm

STEEL VICES 110 MM



Order no.	Suitable for
F BL 1015 00 00	Wooden worktop
F BL 1015 01 00	Steel worktop

Steel vices 110 mm with front opening.

A = 120 mm B = 385 mm C = 110 mm
D = 113 mm E = knurled G = 7 kg

STEEL VICES 130 MM



Order no.	Suitable for
F BL 1020 00 00	Wooden worktop
F BL 1020 01 00	Steel worktop

Steel vices 130 mm with front opening.

A = 140 mm B = 430 mm C = 130 mm
D = 137 mm E = knurled G = 11 kg

A = maximum jaw opening

B = maximum width of vice

C = width of jaws

D = height of vice

E = knurled jaws

G = weight of vice

MULTIBOX



Order no. **F PK 4551 00 04** **Dim. mm** **600x160x100 h**
 Max. q.ty of transversal dividers which can be inserted:
 10 pcs. ORD. NO. F PK 7368 00 96
 ■ 04

TRANSVERSAL DIVIDERS



Order no. **F PK 7368 00 96** **Dim. mm** **145x90 h**
 For boxes ORD. NO. F PK 4551 00 04
 ■ 96 transparent

SAFETY GUARDS FOR MULTIBOX BOXES



Order no. **F PK 9465 00 99** **Ø mm** **4,2**
 For boxes ORD. NO. F PK 4551 00 04
 ■ 99 galvanised



Assembling the safety guards for multibox boxes

MULTIBOX



Order no. **F PK 3051 00 04** **Dim. mm** **500x120x100 h**
 Max. q.ty of transversal dividers which can be inserted:
 8 pcs. ORD. NO. F PK 7068 00 96
 ■ 04

TRANSVERSAL DIVIDERS



Order no. **F PK 7068 00 96** **Dim. mm** **100x90 h**
 For boxes ORD. NO. F PK 3051 00 04
 ■ 96 transparent

SAFETY GUARDS FOR MULTIBOX BOXES




Order no. **F PK 9460 00 99** **Ø mm** **4,2**
 Per cassette ART. F PK 3051 00 04
 ■ 99 galvanised

REAR STOP



Order no. **F PK 9440 00 99**
 For boxes ORD. NO. F PK 3051 00 04
 ■ 99 galvanised



Assembling the rear stop

LABELS FOR BOXES



Order no. **F PK 9580 00 00** **Dim. mm** **121x44**
 For boxes ORD. NO. F PK 4551 00 04. Label per sheet: 8

Order no. **F PK 9540 00 00** **Dim. mm** **81x42**
 For boxes ORD. NO. F PK 3051 00 04. Label per sheet: 12

LABELS FOR DIVIDERS



Order no. **F PK 9560 00 00** **Dim. mm** **121x24 h**
 For dividers ORD. NO. F PK 7368 00 96.
 Label per sheet: 16

Order no. **F PK 9520 00 00** **Dim. mm** **80x24**
 For dividers ORD. NO. F PK 7068 00 96
 Label per sheet: 24

GUIDE RAILS FOR MULTIBOX



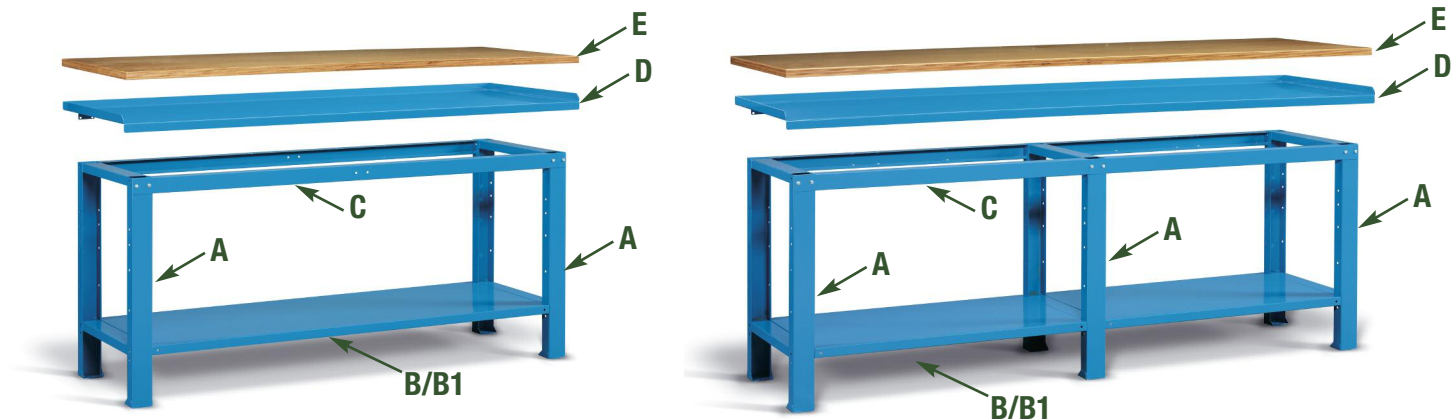
Order no. **F ST 9860 00 99**
 ■ 99 galvanised

CONTAINERS SERIES COMPAT



Order no. **F PM 6551 00 01** **Dim. mm** **500/450x300x200 h**
 Internal dim. mm: 435x281x186 h.
 Capacity litres: 28. Weight gr.: 1355
 ■ 01 ■ 02 ■ 03 ■ 04 ■ 05

UPPER AND LOWER SHELVES, LEGS, BARS



Order no.	Width workstation	Reference	Description	Dimensions mm	Load capacity kg
F BG 3000 00 04	-	A	Leg	80x610x852 h	-
F BG 3308 00 04	1031/1024 mm	B	Not slotted steel shelf	760x600x35 h	250
F BG 3408 00 04		B1	Slotted steel shelf	760x600x35 h	60
F BG 3510 01 04		C	Pair of upper bars	915x60x48 h	-
F BG 3110 00 04		D	Steel worktop	1031x705x32 h	1000
F BI A014 02 04		E	Multiplex worktop	1024x750x30 h	1000
F BG 3313 00 04	1507/1500 mm	B	Not slotted steel shelf	1260x600x35 h	250
F BG 3413 00 04		B1	Slotted steel shelf	1260x600x35 h	60
F BG 3515 01 04		C	Pair of upper bars	1415x60x48 h	-
F BG 3115 00 04		D	Steel worktop	1507x705x32 h	1000
F BI A042 02 04		E	Multiplex worktop	1500x750x30 h	1000
F BG 3318 00 04	2007/2000 mm	B	Not slotted steel shelf	1760x600x35 h	200
F BG 3418 00 04		B1	Slotted steel shelf	1760x600x35 h	60
F BG 3520 01 04		C	Pair of upper bars	1915x60x48 h	-
F BG 3120 00 04		D	Steel worktop	2000x705x32 h	1000
F BI A070 02 04		E	Multiplex worktop	2000x750x30 h	1000
F BG 3311 00 04	2507/2500 mm	B	Not slotted single steel shelf (per unit)	1090x600x35 h	250
F BG 3411 00 04		B1	Slotted single steel shelf (per unit)	1090x600x35 h	60
F BG 3525 01 04		C	Pair of upper bars full length	2415x60x48 h	-
F BG 3125 00 04		D	Steel worktop	2507x705x32 h	1000
F BI A084 02 04		E	Multiplex worktop	2500x750x30 h	1000

■ 04 ■ MULTIPLEX

DRAWER CABINETS FOR STEEL WORKSTATIONS



Order no.
F BG 3030 01 04
Dimensions mm 500x607x570 h.
Drawer load capacity 25 kg.

■ 04


Order no.
F BG 3050 01 04
Dimensions mm 500x607x570 h.
Drawer load capacity 25 kg.

■ 04

Order no.
F BG 3010 01 04
Dimensions mm 500x607x210 h.
Drawer load capacity 25 kg.

■ 04

BACK AND SIDE PANELS



PREASSEMBLED



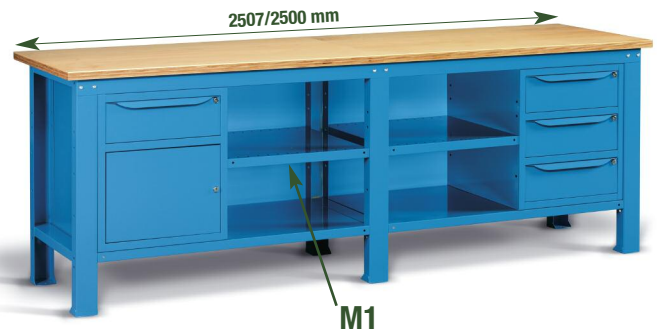

Order no. preassembled
F BG 3999 00 00

The preassembling will be charged
to all single components

Order no.	Width workstation mm	Reference	Description	Dimensions mm
F BG 3690 00 04	-	F	Side panel	590x660 h
F BG 3608 00 04	1031/1024	G	Back panel	840x48x653 h
F BG 3613 00 04	1507/1500	G	Back panel	1340x48x653 h
F BG 3618 00 04	2007/2000	G	Back panel	1840x48x653 h
F BG 3611 00 04	2507/2500	G	Single back panel per unit	1170x48x653 h


04

NOT SLOTTED AND SLOTTED STEEL SHELVES



Order no.	Reference	Description	Dimensions mm	Load capacity kg
F BG 3308 00 04	H	Not slotted steel shelf	760x600x35 h	250
F BG 3408 00 04	H1	Slotted steel shelf	760x600x35 h	60
F BG 3313 00 04	L	Not slotted steel shelf	1260x600x35 h	250
F BG 3413 00 04	L1	Slotted steel shelf	1260x600x35 h	60
F BG 3406 00 04	M1	Slotted steel shelf	590x600x35 h	60

04



FAMI S.r.l.
Via stazione rossano, 13 - 36027 Rosà (VI)
T. +39 0424 585455 r.a. - F. +39 0424 585472
www.famispaspa.com - export@famispaspa.com