

F85




made in italy

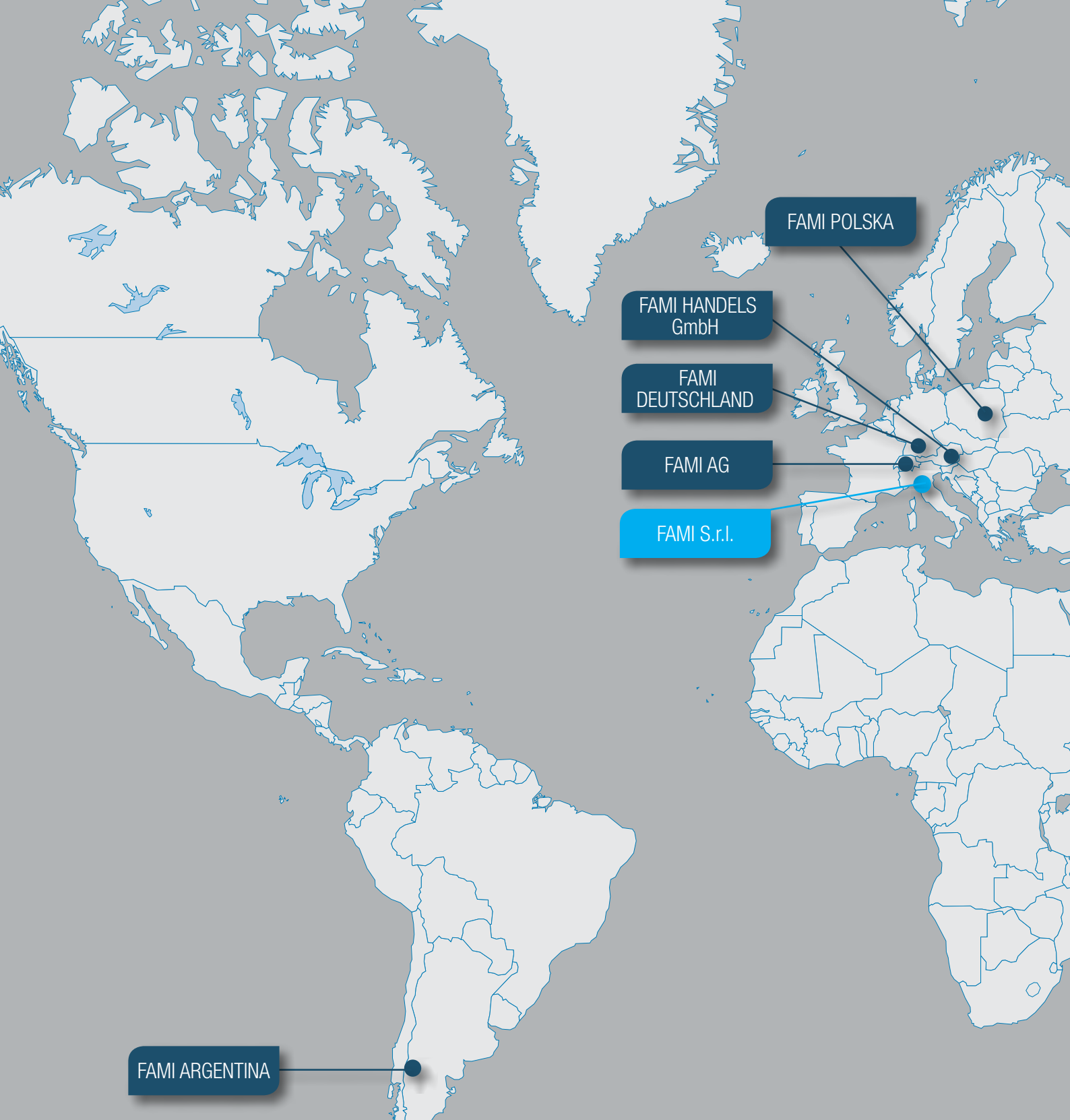
F85

The logo consists of the characters 'F85' in a bold, blue, textured font. Below the characters is a horizontal bar divided into three equal segments of green, white, and red, representing the Italian flag.

fami[®]
Storage Systems

The logo features the word 'fami' in a stylized, blue, 3D-effect font. Below it, the words 'Storage Systems' are written in a smaller, black, italicized sans-serif font.

made in italy



FAMI ARGENTINA

FAMI HANDELS
GmbH

FAMI
DEUTSCHLAND

FAMI AG

FAMI S.r.l.

FAMI POLSKA

WHERE WE ARE

FAMI S.R.L.

Via Stazione Rossano, 13
36027 Rosà (VI) - ITALY
phone: + 39 0424 585455
fax: +39 0424 585470
commerciale@famispa.com
www.famispa.com

FAMI DEUTSCHLAND

Lager Systeme GmbH
Riedweg, 14
89340 Leipheim, Germany
phone: +49 8221 - 27870
fax: +49 8221 278727
info@fami.de - www.fami.de

FAMI AG

Betriebs-und Lagereinrichtungen
Industrie Süd
8573 Siegershausen, Switzerland
phone: +41/71-6991914
fax: +41/71-6991912
info@fami-ag.ch - www.fami-ag.ch



FAMI SHANGHAI

FAMI HANDELS GmbH
Triester Strasse, 136
1230 Wien
Austria
phone: +43/1-6629889
fax: +43/1-662988915
office@fami.at - www.fami.at

FAMI POLSKA Sp. z o.o.
Ul. Wielkopolska, 3 E
26-100 Radom, Polska
phone: +48/48-3845850
fax: +48/48-3845851
famipoland@fami.com.pl
www.fami.com.pl

FAMI (Shanghai)
Storage Co., Ltd.
388 Yingxiu Rd-Qingpu District,
201700 Shanghai, P.R. China
phone: (86) 21-59291558
fax: (86) 21-59291562
info@fami.cn - www.fami.cn



ABOUT US

Fami was founded as a specialist industrial furnishing manufacturer. Over the years, considerable resources and energy have been invested in growing our professional skills, establishing an impressive network of contacts and transforming research and materials into highly functional, innovative and top quality products. Fami is a solid business organization with a number of production divisions operating from a location of 230 thousand square meters, buildings of 95 thousand square meters and employs over 400 people. We have six subsidiaries abroad, in Germany, Poland, Austria, Switzerland, China and Argentina. Our authorized distributor network covers every major country in Europe, South East Asia, the Middle East and Latin America. Every year we transform over eight million kilograms of iron and steel and two million kilograms of raw plastic into industry leading storage solutions. All of our production processes take place in house and there is a specific division focused on the production, transformation and molding of plastics.

ECO-SUSTAINABILITY

Eco Sustainability and sustainable development are issues of great importance arising from the increased awareness that the changes and renewals that need to be accomplished should be done with respect to the environmental balance and above all that our resources are precious and need to be conserved for future generations. Fami S.r.l is constantly studying new technological innovations and is a forerunner in the industrial furniture manufacturing in implementing sustainable solutions. FAMI has installed a 1.4 mWp photovoltaic plant on the factory rooftops with a surface area of over 45.000sq meters. The systems consists of 6140 polycrystalline silicon panels known for their high quality, efficiency and longevity and guaranteed for 25 years. The photovoltaic system produces over 44% of the yearly electrical demand of the company.

Many advantages have led Fami to install a photovoltaic system:


- Saving of fossil fuels
- Reduction of pollution and harmful emissions by exploiting the clean energy of the sun
- Reduction of the electrical energy loss that occurs through transmission. Once produced on site, the electricity is immediately consumed or delivered to the grid for others to use.
- Photovoltaic plants are very low maintenance and powered by the sun. The efficient panels produce energy during daylight hours. Even under less than optimal conditions, they continue generating power.

QUALITY

Our quality begins with our Design. Our young and energetic technical department develops functional and high quality products using customer input, creativity and the latest in 3D simulation and graphic programs. The technical engineering team optimizes production and all employees receive extensive training insuring only the best quality.

In 2007, FAMI Srl began implementing a safety and management system in our workplace, complying with “Lavoro Sicuro” guidelines. In January 2008, Fami achieved the Management System validation from Confindustria Veneto and INAIL Direzione Veneto. We continue to apply this system every day. For Fami, safe working culture is an indispensable element for a dynamic and modern company.





OUR MINDSET

WE INVENT

Awareness of the need for solutions tailored to requirements, or the story of an idea waiting to be put into practice is our guiding philosophy when we visit our customers. Travel, observing the places we pass through with a curious eye, ready to be amazed and to grasp the sensations that will lead to intuitions of practical value. A look, a phrase, a different viewpoint or an unexpected situation may provide the stimulus needed for the invention of the effective, simple solutions our customers require.

WE DESIGN

With computerized systems that enable us to view objects right to their core, with the craftsman's obsessive attention to detail, we create and re-create virtual objects that must be high-performing, attractive and, foremost, efficient. We develop and design customized systems for all logistical functions, never forgetting the fundamental qualities and characteristics of the material used, to obtain the object that was first imagined or desired. Highly qualified designers and state-of-the-art tools make the initial ideal into the real.

WE TRY AND TEST

Prototypes are built, tested, dismantled and reassembled an infinite number of times, until the object required is obtained. We use a very wide variety of materials, but mainly metal, plastic and wood.


We build equipment enabling us to simulate the stresses applied to products during use, to check their degree of resistance to lengthy conditions of stress and ensure that they are of excellent quality.

Innovative industrial storage systems, workstations and conductive systems for the electronics industry are extremely versatile products, allowing a wide range of applications and fulfilling their intended functions to the highest standards.

WE CREATE

With a craftsman-like flexibility and the efficiency of manufacturing on an industrial scale, we make good ideas into reality with speed, vision and versatility, all qualities deeply imprinted in FAMI's heritage, which we never tire of applying.

The experience acquired over many years at work is constantly activated and used to implement new solutions, new technologies and new processes. This enable us to stay at the top of our sector. The result is a durable, attractive, perfectly ergonomic and absolutely user- friendly product. There is a particular focus on product quality, certified in accordance with the latest international standards.



WHAT WE USE

PLASTIC

A material that evokes the idea of modernity thanks to its ductility and versatility, symbolizes the Italian flair for synthesis and invention; for container manufacture, it has largely replaced the metal so fashionable in the sparkling post-War years.

Labour-saving shapes, carefully styled details and fine finishing are just some of the aspects that come to the fore with this material, not to mention the spectrum of colour that can be applied. Every product is inspected and checked with care before delivery to the customer.

METAL

Sheet metal is without a doubt the foundation on which FAMI's destiny has been built, and the key to our success. Originally processed with rudimentary hand tools, over time it began to be cut, shaped and assembled by the brute force of the first presses, but now, with the advent of electronics, it undergoes innovative production processes during which the metal is shaped, drilled, assembled and coated to deliver exclusive products.

Thanks to the use of industrialized manufacturing processes, state-of-the-art technologies and the staff's peerless professional expertise, Fami's plants take in the raw material and turn out the finished, high-performance object the customer expects from us.

WOOD

Wood has always been a living material, and as such, it must be handled with great care during processing. In-depth knowledge is required to choose the correct cutting direction, the right equipment to shape it, and the appropriate coatings to make the most of all its characteristics.

The types of timber used are of the highest quality: beech, a very hard, tough wood, is ideal for contact with metal parts while birch, exceptionally strong for its weight, is used for van interiors.



PRODUCTION PROCESSES

PLASTIC

A blend of various “grains” and colors, heated to produce a smooth, malleable mix, it is injected into the mold to take on the required shape and become a box, a trim or a mechanical component. This process, easy to describe, can be modulated by varying a myriad of parameters, skilfully managed with passion by the Fami staff.

The molding machines and molds, the heart of the production process, are interlinked by means of silos, roller ways, inspection stations, and technical and sales information that makes up the company’s value chain. Before being placed on the market, every product is tested and inspected for flaws; after passing these examinations, it is made available to the customer.

METAL

Making full use of the possibilities of leading-edge technology, both automation and production management and focusing above all on the dynamics of “best practice” are the key resources of a successful company.

The metal division has all the equipment needed to transform a plain sheet of metal into a finished, functioning item: Automatic processing lines, robotic assembly systems and automatic coating plants are just some of the tools available to the Fami production group.

The skilled, able staff, who manage the company and drive it to develop better and more efficient metal-working solutions, are the jewel in our crown, the essential powerhouse that accelerates our daily progress towards growth.

WOOD

Woodworking is also highly mechanized, using a numerically controlled machining center which processes the piece to obtain the component required in a series of programmed operations.

The wood is moved to the processing line presses, where robots pick it up and load it into the machines for processing, while other robots automatically change the tools needed for the insertion of threaded inserts, the drilling of locator holes and shaping.





**PROFESSIONALITÀ
IN MOVIMENTO**

STOREVAN

Store Van was founded in 2003 to respond to the very precise market of fitting out and customization of commercial vehicles.

Store Van, with its dedicated design and production departments, is as innovative as Fami, whose philosophy and managerial approach it shares. Store Van operates all over Italy and Europe and has set its sights on continued expansion. As a brand of the Fami Group, the flexibility of its products is a source of pride within the industrial group and helps ensure its position as a solid partner for its customers. Increased production efficiency and high quality yield are of great importance for all companies, and it is in this light that Store Van offers a range of accessories for the fitting out of a wide variety of commercial vehicles. Store Van studies, designs and manufactures the products and fits out all the interior spaces, making use of Innovative accessories specially made to measure for all types of vehicles.

www.storevan.com



MIAL

MIAL is a team of young professionals who have succeeded, day by day, in meeting the needs of the sales sector in a dynamic, flexible, versatile way, offering a selection of articles chosen for their high quality and their compliance with Italian and European standards. A new way of working more closely with the customer, with outstanding service and the capability for immediate response.

www.mialsrl.it





FURGOMARKET

FURGOmarket is a Fami S.r.l. registered trademark that promotes the online sale of vans, trucks and other commercial vehicles, working with the industry's best dealers and experts.

All the dealers selected by FURGOmarket in cooperation with the auto manufacturers are able to publish their advertisements, to provide customers greater security when purchase a van on the FURGOmarket portal.

Choose FURGOmarket! You will find official advertising campaigns by the best automotive producers relating not only to the vehicles themselves but also to their internal and external fittings. A complete package delivering a quality service, an opportunity for filling the gap still felt in Italy in the online promotion of commercial vehicles.

www.furgomarket.it



FAMI SCHOOL

The design and production of UP school furniture was a great challenge for the FAMI School team.

We immediately liked the idea of being able to offer an ergonomic, adjustable desk and chair, able to adapt to children's rapidly growing bodies. The design and development of an industrial product for use in schools required constant research into materials and adjustments to the product's form and design, engineered for quality and able to meet the price requirements of our target market.

www.famischool.it



ITEM NO. **F FS 2000 00 ..**

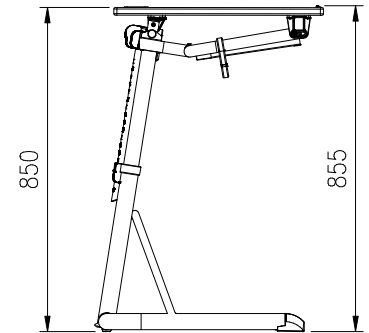
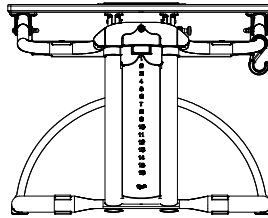
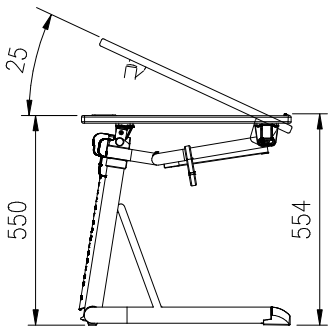
CHAIR

WEIGHT OF CHAIR: 12 kg



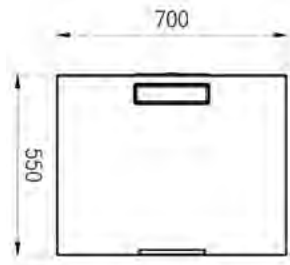
ITEM NO. **F FS 9999 00 99**

REPLACEMENT KEY
GALVANIZED COLOUR



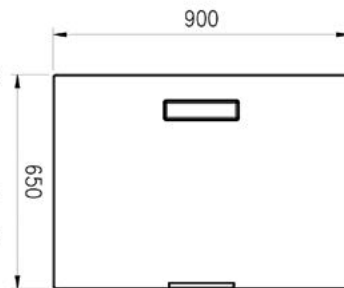
ITEM NO. F FS 1000 00 ..

DESK FOR USE AT SCHOOL
TOP DIM.: 700x550 mm



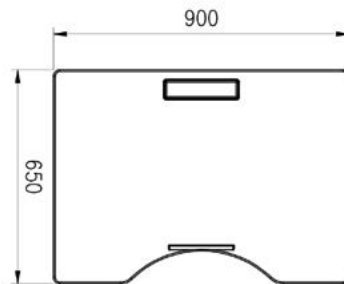
ITEM NO. F FS 1200 00 ..

DESK FOR USE IN THE HOME
TOP DIM.: 900x650 mm



ITEM NO. F FS 1100 00 ..

DESK FOR
THE DIFFERENTLY - ABLED
TOP DIM.: 900x650 mm



INDEX



DRAWER CABINETS
pages 20 - 57



WORKSTATIONS
pages 58 - 101



CABINETS WITH DOORS
pages 102 - 129



SHELVING SYSTEMS
pages 130 - 141





TROLLEYS
pages 142 - 157



TOOL HOLDER NC
pages 158 - 167



UNIMOD
pages 168 - 181



PLASTIC
pages 182 - 247







DRAWER CABINETS STANDARD
20 - 41

DRAWER CABINETS FLEXA
42 - 49

CORNER CABINETS SERIES STANDARD
50 - 57

ITEM NO. F DD 1090 52 04

CABINET WITH DRAWERS
with 6 standard extension drawers
DIMENSIONS: 564x726x1000 mm h
CENTRAL LOCK
S = normal extension 87%
COLOUR BLUE RAL 5012




ITEM NO. F DD 9150 01 07
TOP WITH 3 EDGES AND
OIL-RESISTANT RUBBER MAT
DIMENSIONS: 564x726x20 mm h
COLOUR BLACK

ITEM NO. F UZ 3200 13 07
MDF TOP
WITH OIL-RESISTANT RUBBER
COVERING AND 2 SIDE PROFILES.
FOR SINGLE CABINET
DIMENSIONS: 565x726x31,5 mm h
COLOUR BLACK

ITEM NO. F FH 8605 01 00

SET INCLUDING:
12 troughs 4 grooves
50 plain partitions 36 mm

front height 50-300




ITEM NO. F FH 8605 17 00

ITEM NO. F FH 8607 17 00

SET INCLUDING:
16 plastic boxes 75x75 mm
8 plastic boxes 150x75 mm
4 plastic boxes 150x150 mm


front height 50
front height 75



ITEM NO. F FH 8605 18 00
ITEM NO. F FH 8607 18 00
ITEM NO. F FH 8610 18 00

SET INCLUDING:
12 plastic boxes 150x75 mm
6 plastic boxes 150x150 mm


front height 50
front height 75
front height 100-125



ITEM NO. F FH 8605 06 00

SET INCLUDING:
12 troughs 3 grooves
27 plain partitions 47 mm

front height 50-300



ITEM NO. F FH 8605 07 00
ITEM NO. F FH 8607 07 00
ITEM NO. F FH 8610 07 00
ITEM NO. F FH 8615 07 00
ITEM NO. F FH 8620 07 00
ITEM NO. F FH 8630 07 00

SET INCLUDING:
1 slotted partition 610 mm
1 plain partition 200 mm
1 plain partition 251 mm


front height 50
front height 75
front height 100-125
front height 150-175
front height 200-250
front height 300



ITEM NO. F FH 8605 08 00
ITEM NO. F FH 8607 08 00
ITEM NO. F FH 8610 08 00
ITEM NO. F FH 8615 08 00
ITEM NO. F FH 8620 08 00
ITEM NO. F FH 8630 08 00


SET INCLUDING:
2 slotted partitions 610 mm
3 plain partitions 149 mm

front height 50
front height 75
front height 100-125
front height 150-175
front height 200-250
front height 300




ITEM NO. F DD 1020 52 04

CABINET WITH DRAWERS
with 2 standard extension drawers
DIMENSIONS: 564x726x281 mm h
CENTRAL LOCK
S = normal extension 87%
COLOUR BLUE RAL 5012



ITEM NO. F DD 1030 52 04

CABINET WITH DRAWERS
with 3 standard extension drawers
DIMENSIONS: 564x726x381 mm h
CENTRAL LOCK
S = normal extension 87%
COLOUR BLUE RAL 5012




ITEM NO. F DD 1050 52 04

CABINET WITH DRAWERS
with 4 standard extension drawers
DIMENSIONS: 564x726x600 mm h
CENTRAL LOCK
S = normal extension 87%
COLOUR BLUE RAL 5012



ITEM NO. F DD 1160 51 04

CABINET WITH DRAWERS
with 2 standard extension drawers,
1 normal retractable shelf 87%
DIMENSIONS: 564x726x700 mm h
CENTRAL LOCK
S = normal extension 87%
PE-S = normal retractable shelf 87%
COLOUR BLUE RAL 5012




ITEM NO. F DD 1070 51 04

CABINET WITH DRAWERS
with 5 standard extension drawers
DIMENSIONS: 564x726x800 mm h
CENTRAL LOCK
S = normal extension 87%
COLOUR BLUE RAL 5012



ITEM NO. F DD 1270 51 04

CABINET WITH DRAWERS
with 1 normal extension drawer,
1 adjustable shelf,
1 normal retractable shelf 87%
DIMENSIONS: 564x726x800 mm h
CENTRAL LOCK
S = normal extension 87%
PR = height adjustable shelf
PE-S = normal retractable shelf 87%
COLOUR BLUE RAL 5012




ITEM NO. F DD 1072 52 04

CABINET WITH DRAWERS
with 6 standard extension drawers
DIMENSIONS: 564x726x825 mm h
CENTRAL LOCK
S = normal extension 87%
COLOUR BLUE RAL 5012



ITEM NO. F DD 1272 51 04

CABINET WITH DRAWERS
with 1 normal extension drawer,
1 adjustable shelf,
1 normal retractable shelf 87%
DIMENSIONS: 564x726x825 mm h
CENTRAL LOCK
S = normal extension 87%
PR = height adjustable shelf
PE-S = normal retractable shelf 87%
COLOUR BLUE RAL 5012



ITEM NO. F DD E030 02 04

CABINET WITH DRAWERS

with 3 standard extension drawers
 Ø 100 mm nylon wheels.
DIMENSIONS: 575x815x810 mm h
CABINET LOAD CAPACITY: 310 kg
 CENTRAL LOCK
 S = normal extension 87%
 COLOUR BLUE RAL 5012



ITEM NO. F DD E550 02 04

CABINET WITH DRAWERS

with 4 standard extension drawers
 Ø 100 mm nylon wheels.
DIMENSIONS: 575x815x797 mm h
CABINET LOAD CAPACITY: 310 kg
 CENTRAL LOCK
 S = normal extension 87%
 COLOUR BLUE RAL 5012



ITEM NO. F DD E560 01 04

CABINET WITH DRAWERS

with 5 standard extension drawers
 Ø 100 mm nylon wheels.
DIMENSIONS: 575x815x897 mm h
CABINET LOAD CAPACITY: 310 kg
 CENTRAL LOCK
 S = normal extension 87%
 COLOUR BLUE RAL 5012



STATIONARY CABINET

ITEM NO. F DD ZA01 00 EF

Cabinet dim. 1695x726x1030 mm h.
 Ral 7000+7035.

Example including: 3 cabinets with drawers, doors,
 adjustable shelves, retractable shelves, Mdf top with
 rubber covering.

Tools and partitioning material excluded.



ITEM NO. F DD E570 02 04

CABINET WITH DRAWERS

with 6 standard extension drawers
Ø 100 mm nylon wheels.

DIMENSIONS: 575x815x997 mm h

CABINET LOAD CAPACITY: 310 kg

CENTRAL LOCK

S = normal extension 87%

COLOUR BLUE RAL 5012



ITEM NO. F DD E575 02 04

CABINET WITH DRAWERS

with 6 standard extension drawers
Ø 100 mm nylon wheels.

DIMENSIONS: 575x815x1047 mm h

CABINET LOAD CAPACITY: 310 kg

CENTRAL LOCK

S = normal extension 87%

COLOUR BLUE RAL 5012



ITEM NO. F DD E590 01 04

CABINET WITH DRAWERS

with 6 standard extension drawers
Ø 100 mm nylon wheels.

DIMENSIONS: 575x815x1197 mm h

CABINET LOAD CAPACITY: 310 kg

CENTRAL LOCK

S = normal extension 87%

COLOUR BLUE RAL 5012



WORKSTATION

ITEM NO. F BL 1020 00 00

Steel vice 130 mm.



ITEM NO. F BI A370 01 08

Workstation dim. 2000x800x840 mm h.

Colour ral 7035.

Complete with 2 legs.

40 mm thick multiplex worktop.

ITEM NO. F DD E550 S1 08

Cabinet with wheels dim. 575x815x797 mm h.

Colour ral 7035.

Complete with 4 drawers with single lock,
3 security shelves.

ITEM NO. F DD E030 02 08

Cabinet with wheels dim. 575x815x772 mm h.

Colour ral 7035.

Complete with 3 drawers.

Tools and partitioning material excluded.


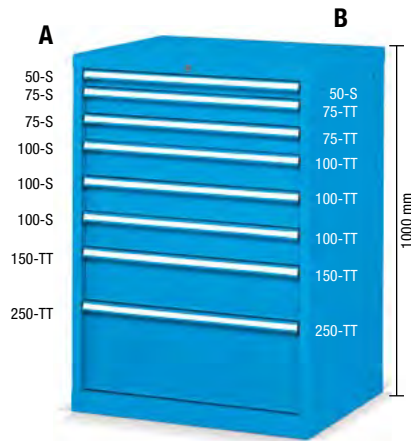
ITEM NO. F AG 1040 10 04

DIM.: 717x573x1000 mm h (A)

ITEM NO. F AG 1040 60 04

DIM.: 717x573x1000 mm h (B)

CABINET with 8 drawers
S = normal extension 87%
TT = telescopic full extension 100%
COLOUR BLUE RAL 5012



ITEM NO. F AG 9000 01 07

TOP WITH 3 EDGES AND
 OIL-RESISTANT RUBBER MAT
DIMENSIONS: 717x573x20 mm h
COLOUR BLACK


ITEM NO. F UZ 3080 13 07

MDF TOP
 WITH OIL-RESISTANT RUBBER
 COVERING AND 2 SIDE PROFILES.
 FOR SINGLE CABINET
DIMENSIONS: 718x573x31,5 mm h
COLOUR BLACK

ITEM NO. F FH 1005 10 00

SET INCLUDING:
 9 troughs 4 grooves
 3 troughs 3 grooves
 36 plain partitions 36 mm
 12 plain partitions 47 mm

front height 50-300



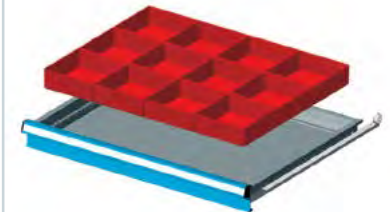
ITEM NO. F FH 1005 09 00

ITEM NO. F FH 1007 09 00

ITEM NO. F FH 1010 09 00

SET INCLUDING:
 12 plastic boxes 150x150 mm

front height 50
 front height 75
 front height 100-125




ITEM NO. F FH 1005 18 00

ITEM NO. F FH 1007 18 00

SET INCLUDING:
 16 plastic boxes 75x75 mm
 8 plastic boxes 150x75 mm
 4 plastic boxes 150x150 mm


front height 50
 front height 75



ITEM NO. F FH 1005 13 00

SET INCLUDING:
 6 troughs 3 grooves
 6 troughs 2 grooves
 18 plain partitions 47 mm
 12 plain partitions 73 mm

front height 50-300



ITEM NO. F FH 1005 03 00

ITEM NO. F FH 1007 03 00


ITEM NO. F FH 1010 03 00

ITEM NO. F FH 1015 03 00

ITEM NO. F FH 1020 03 00

SET INCLUDING:
 3 slotted partitions 455 mm
 8 plain partitions 149 mm

front height 50
 front height 75
 front height 100-125
 front height 150-175
 front height 200-250



ITEM NO. F FH 1005 05 00

ITEM NO. F FH 1007 05 00

ITEM NO. F FH 1010 05 00


ITEM NO. F FH 1015 05 00

ITEM NO. F FH 1020 05 00

ITEM NO. F FH 1030 05 00

SET INCLUDING:
 2 slotted partitions 455 mm
 3 plain partitions 200 mm

front height 50
 front height 75
 front height 100-125
 front height 150-175
 front height 200-250
 front height 300



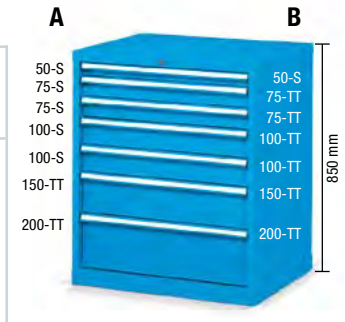
ITEM NO. F AG 1034 01 04

DIM.: 717x573x850 mm h (A)

ITEM NO. F AG 1034 51 04

DIM.: 717x573x850 mm h (B)

CABINET with 7 drawers
 S = normal extension 87%
 TT = telescopic full extension 100%
 COLOUR BLUE RAL 5012



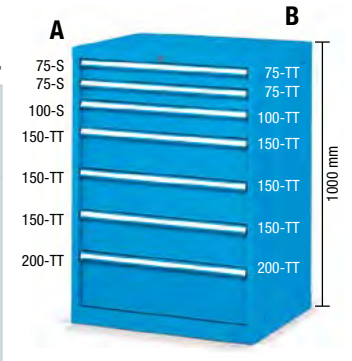
ITEM NO. F AG 1040 03 04

DIM.: 717x573x1000 mm h (A)

ITEM NO. F AG 1040 53 04

DIM.: 717x573x1000 mm h (B)

CABINET with 7 drawers
 S = normal extension 87%
 TT = telescopic full extension 100%
 COLOUR BLUE RAL 5012



ITEM NO. F AG S134 01 04

DIM.: 717x574x1077 mm h (A)

ITEM NO. F AG S134 51 04

DIM.: 717x574x1077 mm h (B)


CABINET with 7 drawers
 and Ø 125 mm wheels in elastic rubber.
CABINET LOAD CAPACITY: 420 kg
 S = normal extension 87%
 TT = telescopic full extension 100%
 COLOUR BLUE RAL 5012



ITEM NO. F AG 1053 01 04

DIM.: 717x573x1450 mm h

CABINET with 9 drawers
 TT = telescopic full extension 100%
 COLOUR BLUE RAL 5012



ITEM NO. F AG S140 02 04

DIM.: 717x574x1227 mm h (A)

ITEM NO. F AG S140 52 04

DIM.: 717x574x1227 mm h (B)

CABINET with 7 drawers
 and Ø 125 mm wheels in elastic rubber.
CABINET LOAD CAPACITY: 420 kg
 S = normal extension 87%
 TT = telescopic full extension 100%
 COLOUR BLUE RAL 5012



ITEM NO. F AG ZA01 00 01

Dim. 1435x573x1700 mm h. Ral 7000.
 Example including 4 cabinets complete
 with drawers and retractable shelves.
 Tools and partitioning material excluded.


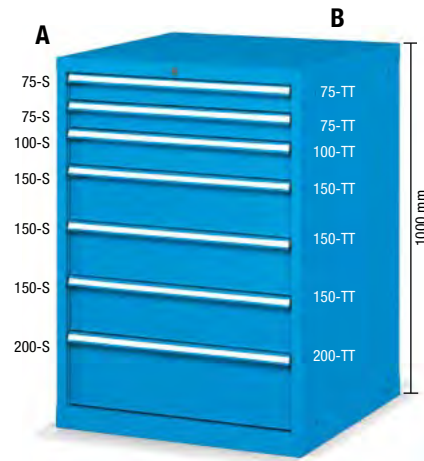
ITEM NO. F AG 2040 12 04

DIM.: 717x726x1000 mm h (A)

ITEM NO. F AG 2040 53 04

DIM.: 717x726x1000 mm (B)

CABINET with 7 drawers
S = normal extension 87%
TT = telescopic full extension 100%
COLOUR BLUE RAL 5012



ITEM NO. F AG 9003 01 07

TOP WITH 3 EDGES AND
 OIL-RESISTANT RUBBER MAT
DIMENSIONS: 717x726x20 mm h
COLOUR BLACK


ITEM NO. F UZ 3220 13 07

MDF TOP
 WITH OIL-RESISTANT RUBBER
 COVERING AND 2 SIDE PROFILES.
 FOR SINGLE CABINET
DIMENSIONS: 718x726x31,5 mm h
COLOUR BLACK

ITEM NO. F FH 2005 16 00

SET INCLUDING:
 16 troughs 3 grooves
 50 plain partitions 47 mm

front height 50-300




ITEM NO. F FH 2005 12 00

ITEM NO. F FH 2007 12 00

SET INCLUDING:
 16 plastic boxes 75x75 mm
 16 plastic boxes 150x75 mm
 4 plastic boxes 150x150 mm

front height 50
 front height 75



ITEM NO. F FH 2005 13 00

ITEM NO. F FH 2007 13 00

ITEM NO. F FH 2010 13 00

SET INCLUDING:
 16 plastic boxes 150x75 mm
 8 plastic boxes 150x150 mm


front height 50
 front height 75
 front height 100-125



ITEM NO. F FH 2005 17 00

SET INCLUDING:
 16 troughs 4 grooves
 65 plain partitions 36 mm

front height 50-300



ITEM NO. F FH 2005 05 00

ITEM NO. F FH 2007 05 00

ITEM NO. F FH 2010 05 00


ITEM NO. F FH 2015 05 00

ITEM NO. F FH 2020 05 00

ITEM NO. F FH 2030 05 00

SET INCLUDING:
 1 slotted partition 610 mm
 2 plain partitions 302 mm

front height 50
 front height 75
 front height 100-125
 front height 150-175
 front height 200-250
 front height 300



ITEM NO. F FH 2005 06 00

ITEM NO. F FH 2007 06 00

ITEM NO. F FH 2010 06 00


ITEM NO. F FH 2015 06 00

ITEM NO. F FH 2020 06 00

ITEM NO. F FH 2030 06 00

SET INCLUDING:
 2 slotted partitions 610 mm
 3 plain partitions 200 mm

front height 50
 front height 75
 front height 100-125
 front height 150-175
 front height 200-250
 front height 300




ITEM NO. F AG 2016 01 04

DIM.: 717x726x400 mm h (A)

ITEM NO. F AG 2016 51 04

DIM.: 717x726x400 mm h (B)

CABINET with 3 drawers
 S = normal extension 87%
 TT = telescopic full extension 100%
 COLOUR BLUE RAL 5012



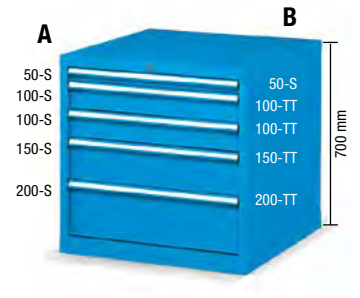
ITEM NO. F AG 2028 01 04

DIM.: 717x726x700 mm h (A)

ITEM NO. F AG 2028 51 04

DIM.: 717x726x700 mm h (B)

CABINET with 5 drawers
 S = normal extension 87%
 TT = telescopic full extension 100%
 COLOUR BLUE RAL 5012



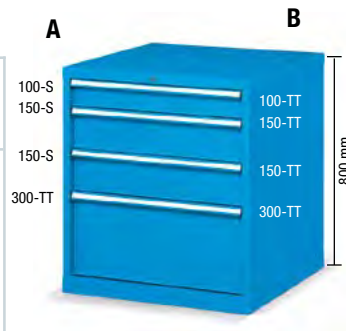
ITEM NO. F AG 2032 01 04

DIM.: 717x726x800 mm h (A)

ITEM NO. F AG 2032 51 04

DIM.: 717x726x800 mm h (B)

CABINET with 4 drawers
 S = normal extension 87%
 TT = telescopic full extension 100%
 COLOUR BLUE RAL 5012



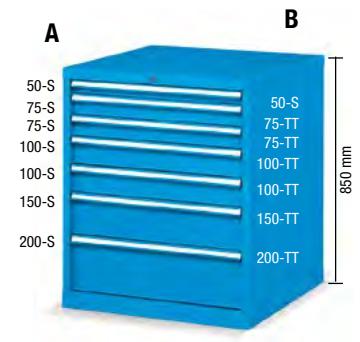
ITEM NO. F AG 2034 01 04

DIM.: 717x726x850 mm h (A)

ITEM NO. F AG 2034 51 04

DIM.: 717x726x850 mm h (B)

CABINET with 7 drawers
 S = normal extension 87%
 TT = telescopic full extension 100%
 COLOUR BLUE RAL 5012



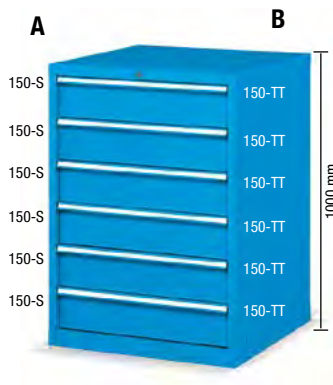
ITEM NO. F AG 2040 11 04

DIM.: 717x726x1000 mm h (A)

ITEM NO. F AG 2040 61 04

DIM.: 717x726x1000 mm h (B)

CABINET with 6 drawers
 S = normal extension 87%
 TT = telescopic full extension 100%
 COLOUR BLUE RAL 5012



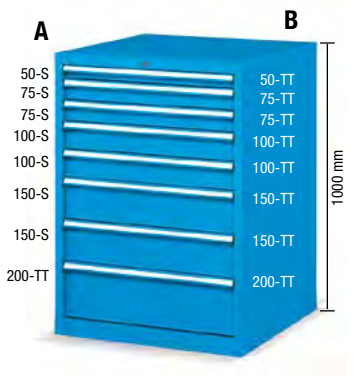
ITEM NO. F AG 2040 04 04

DIM.: 717x726x1000 mm h (A)

ITEM NO. F AG 2040 54 04

DIM.: 717x726x1000 mm h (B)

CABINET with 8 drawers
 S = normal extension 87%
 TT = telescopic full extension 100%
 COLOUR BLUE RAL 5012



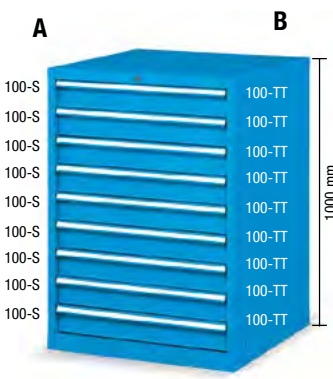
ITEM NO. F AG 2040 10 04

DIM.: 717x726x1000 mm h (A)

ITEM NO. F AG 2040 60 04

DIM.: 717x726x1000 mm h (B)

CABINET with 9 drawers
 S = normal extension 87%
 TT = telescopic full extension 100%
 COLOUR BLUE RAL 5012



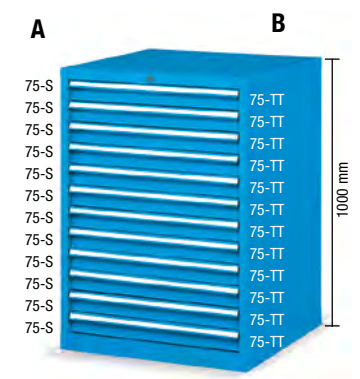
ITEM NO. F AG 2040 21 04

DIM.: 717x726x1000 mm h (A)

ITEM NO. F AG 2040 71 04

DIM.: 717x726x1000 mm h (B)

CABINET with 12 drawers
 S = normal extension 87%
 TT = telescopic full extension 100%
 COLOUR BLUE RAL 5012



Drawers normal extension load capacity: 60-100 kg
 Drawers telescopic full extension load capacity: 200 kg


ITEM NO. F AG 2046 07 04

DIM.: 717x726x1150 mm h (A)

ITEM NO. F AG 2046 57 04

DIM.: 717x726x1150 mm h (B)

CABINET with 7 drawers
 S = normal extension 87%
 TT = telescopic full extension 100%
 COLOUR BLUE RAL 5012




ITEM NO. F AG 2053 07 04

DIM.: 717x726x1325 mm h (A)

ITEM NO. F AG 2053 57 04

DIM.: 717x726x1325 mm h (B)

CABINET with 9 drawers
 S = normal extension 87%
 TT = telescopic full extension 100%
 COLOUR BLUE RAL 5012

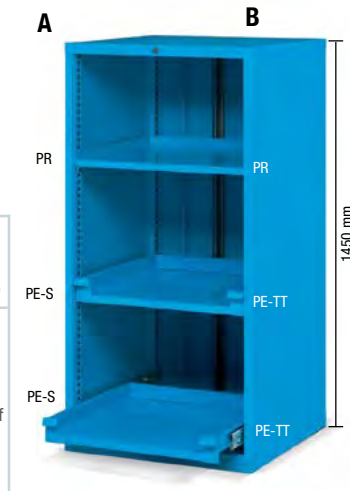


ITEM NO. F AG 2058 10 04

DIM.: 717x726x1450 mm h (A)

ITEM NO. F AG 2058 60 04

DIM.: 717x726x1450 mm h (B)
CABINET with 2 retractable shelves,
 1 adjustable shelf
 PE-S = normal retractable shelf 87%
 PE-TT = full telescopic retractable shelf
 100%
 PR = height adjustable shelf
 COLOUR BLUE RAL 5012




ITEM NO. F AG 2065 10 04

DIM.: 717x726x1625 mm h (A)

ITEM NO. F AG 2065 60 04

DIM.: 717x726x1625 mm h (B)
CABINET with 10 drawers, 1 flap
 door and 1 adjustable shelf
 S = normal extension 87%
 TT = telescopic full extension 100%
 PR = height adjustable shelf
 COLOUR BLUE RAL 5012



ITEM NO. F AG 2A02 00 56

Colour ral 7035+7000.

Example including 1 corner cabinet,
 6 cabinets with drawers, retractable shelves,
 adjustable shelves, Mdf top with rubber covering.
 Tools, containers and partitioning material
 excluded.



ITEM NO. F AG S228 01 04

DIM.: 717x802x927 mm h (A)

ITEM NO. F AG S228 51 04

DIM.: 717x802x927 mm h (B)


CABINET with 5 drawers, and Ø 125 mm wheels in elastic rubber.

CABINET LOAD CAPACITY: 400 kg

S = normal extension 87%

TT = telescopic full extension 100%

COLOUR BLUE RAL 5012



ITEM NO. F AG S232 01 04

DIM.: 717x802x1027 mm h (A)

ITEM NO. F AG S232 51 04

DIM.: 717x802x1027 mm h (B)


CABINET with 4 drawers, and Ø 125 mm wheels in elastic rubber.

CABINET LOAD CAPACITY: 400 kg

S = normal extension 87%

TT = telescopic full extension 100%

COLOUR BLUE RAL 5012



ITEM NO. F AG S234 01 04

DIM.: 717x802x1077 mm h (A)

ITEM NO. F AG S234 51 04

DIM.: 717x802x1077 mm h (B)


CABINET with 7 drawers, and Ø 125 mm wheels in elastic rubber.

CABINET LOAD CAPACITY: 400 kg

S = normal extension 87%

TT = telescopic full extension 100%

COLOUR BLUE RAL 5012



ITEM NO. F AG S234 03 04

DIM.: 717x802x1077 mm h (A)

ITEM NO. F AG S234 53 04

DIM.: 717x802x1077 mm h (B)


CABINET with 8 drawers, and Ø 125 mm wheels in elastic rubber.

CABINET LOAD CAPACITY: 400 kg

S = normal extension 87%

TT = telescopic full extension 100%

COLOUR BLUE RAL 5012



ITEM NO. F AG S240 02 04

DIM.: 717x802x1227 mm h (A)

ITEM NO. F AG S240 52 04

DIM.: 717x802x1227 mm h (B)

CABINET with 7 drawers, and Ø 125 mm wheels in elastic rubber.

CABINET LOAD CAPACITY: 400 kg

S = normal extension 87%

TT = telescopic full extension 100%

COLOUR BLUE RAL 5012



ITEM NO. F AG L234 51 50

Cabinet with wheels dim. 717x802x1091/1791 mm h. Ral 7035+5012.

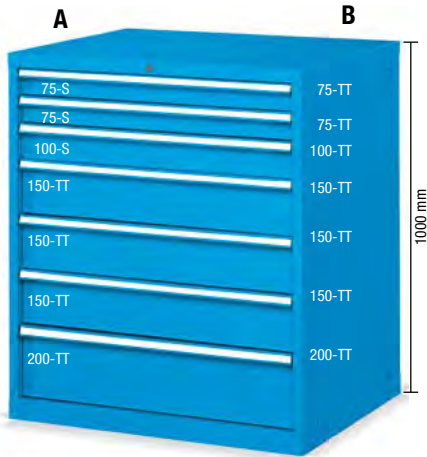
Example including: 4 drawers, 1 adjustable shelf, 1 flap door, 1 rubber covered MDF top, 1 perforated back panel. Tools, hooks and toolboxes excluded.

Drawers normal extension load capacity: 60-100 kg

Drawers telescopic full extension load capacity: 200 kg

Adjustable shelf normal extension load capacity: 100 kg

Retractable shelves telescopic full extension load capacity: 200 kg - Adjustable shelf load capacity: 150 kg



ITEM NO. F AG 9006 01 07
TOP WITH 3 EDGES AND
OIL-RESISTANT RUBBER MAT
DIMENSIONS: 870x726x20 mm h
COLOUR BLACK

ITEM NO. F UZ 3230 13 07
MDF TOP
WITH OIL-RESISTANT RUBBER
COVERING AND 2 SIDE PROFILES.
FOR SINGLE CABINET
DIMENSIONS: 871x726x31,5 mm h
COLOUR BLACK

ITEM NO. F AG 3040 02 04

DIM.: 870x726x1000 mm h (A)

ITEM NO. F AG 3040 52 04


DIM.: 870x726x1000 mm h (B)

CABINET with 7 drawers
S = normal extension 87%
TT = telescopic full extension 100%
COLOUR BLUE RAL 5012

ITEM NO. F FH 3005 10 00

SET INCLUDING:
 20 troughs 4 grooves
 130 plain partitions 36 mm

front height 50-300




ITEM NO. F FH 3005 07 00

ITEM NO. F FH 3007 07 00

SET INCLUDING:
 20 plastic boxes 75x75 mm
 20 plastic boxes 150x75 mm
 5 plastic boxes 150x150 mm

front height 50
 front height 75



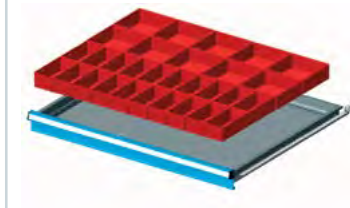
ITEM NO. F FH 3005 08 00

ITEM NO. F FH 3007 08 00

ITEM NO. F FH 3010 08 00

SET INCLUDING:
 20 plastic boxes 150x75 mm
 10 plastic boxes 150x150 mm


front height 50
 front height 75
 front height 100-125



ITEM NO. F FH 3005 12 00

SET INCLUDING:
 20 troughs 3 grooves
 100 plain partitions 47 mm

front height 50-300



ITEM NO. F FH 2005 22 00

ITEM NO. F FH 2007 22 00


ITEM NO. F FH 2010 22 00

ITEM NO. F FH 2015 22 00

ITEM NO. F FH 2020 22 00

SET INCLUDING:
 4 plain partitions 610 mm

front height 50
 front height 75
 front height 100-125
 front height 150-175
 front height 200-250



ITEM NO. F FH 3010 02 00


ITEM NO. F FH 3015 02 00

ITEM NO. F FH 3020 02 00

ITEM NO. F FH 3030 02 00

SET INCLUDING:
 2 slotted partitions 610 mm
 8 plain partitions 251 mm

front height 100-125
 front height 150-175
 front height 200-250
 front height 300



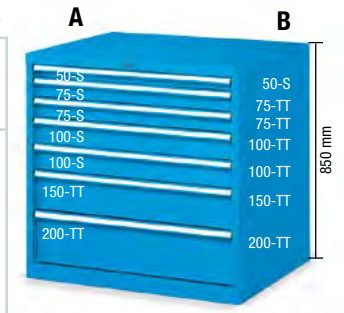
ITEM NO. F AG 3034 01 04

DIM.: 870x726x850 mm h (A)

ITEM NO. F AG 3034 51 04

DIM.: 870x726x850 mm h (B)

CABINET with 7 drawers
 S = normal extension 87%
 TT = telescopic full extension 100%
 COLOUR BLUE RAL 5012



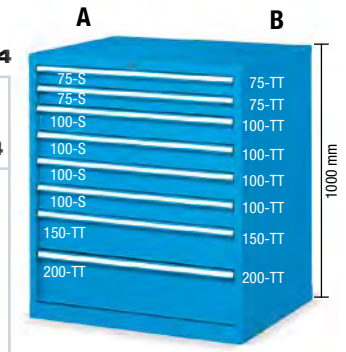
ITEM NO. F AG 3040 04 04

DIM.: 870x726x1000 mm h (A)

ITEM NO. F AG 3040 54 04

DIM.: 870x726x1000 mm h (B)

CABINET with 8 drawers
 S = normal extension 87%
 TT = telescopic full extension 100%
 COLOUR BLUE RAL 5012




ITEM NO. F AG 3058 01 04

DIM.: 870x726x1450 mm h (A)

ITEM NO. F AG 3058 51 04

DIM.: 870x726x1450 mm h (B)

CABINET with 9 drawers
 S = normal extension 87%
 TT = telescopic full extension 100%
 COLOUR BLUE RAL 5012




ITEM NO. F AG L334 01 04

DIM.: 945x727x1121 mm h (A)

ITEM NO. F AG L334 51 04

DIM.: 945x727x1121 mm h (B)
CABINET with 7 drawers and Ø 160 mm wheels in elastic rubber.
CABINET LOAD CAPACITY: 600 kg
 S = normal extension 87%
 TT = telescopic full extension 100%
 COLOUR BLUE RAL 5012



ITEM NO. F AG L340 02 04

DIM.: 945x727x1271 mm h (A)

ITEM NO. F AG L340 52 04

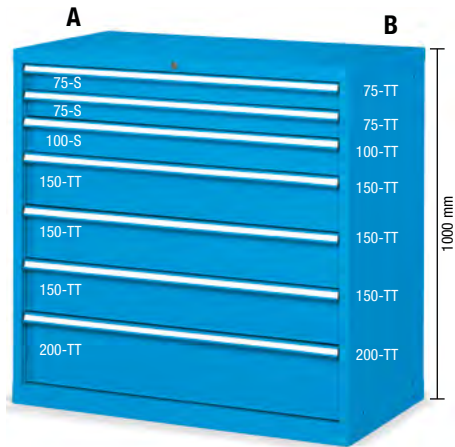
DIM.: 945x727x1271 mm h (B)
CABINET with 7 drawers and Ø 160 mm wheels in elastic rubber.
CABINET LOAD CAPACITY: 600 kg
 S = normal extension 87%
 TT = telescopic full extension 100%
 COLOUR BLUE RAL 5012



ITEM NO. F AG 3034 51 51

Cabinet dim. 870x750x990 mm h.
 Colour Ral 5012+7000.
 Example including: 7 drawers, 1 multiplex worktop 40 mm thickness, 1 plinth for transpallet.
 Tools and partitioning material excluded.





ITEM NO. F AG 9009 01 07
 TOP WITH 3 EDGES AND
 OIL-RESISTANT RUBBER MAT
DIMENSIONS: 1023x573x20 mm h
COLOUR BLACK

ITEM NO. F UZ 3090 13 07
 MDF TOP
 WITH OIL-RESISTANT RUBBER
 COVERING AND 2 SIDE PROFILES.
 FOR SINGLE CABINET
DIMENSIONS: 1024x573x31,5 mm h
COLOUR BLACK

ITEM NO. F AG 4040 06 04

DIM.: 1023x573x1000 mm h (A)

CABINET with 7 drawers
 S = normal extension 87%
 TT = telescopic full extension 100%
COLOUR BLUE RAL 5012

ITEM NO. F AG 4040 56 04


DIM.: 1023x573x1000 mm h (B)

ITEM NO. F FH 4005 12 00

SET INCLUDING:

- 6 troughs 4 grooves
- 6 troughs 3 grooves
- 6 troughs 2 grooves
- 15 plain partitions 36 mm
- 10 plain partitions 47 mm
- 6 plain partitions 73 mm

front height 50-300



ITEM NO. F FH 4005 13 00

front height 50

ITEM NO. F FH 4007 13 00


front height 75

ITEM NO. F FH 4010 13 00

front height 100-125

SET INCLUDING:

- 12 plastic boxes 150x75 mm
- 12 plastic boxes 150x150 mm



ITEM NO. F FH 4005 16 00


front height 50

ITEM NO. F FH 4007 16 00

front height 75

SET INCLUDING:

- 20 plastic boxes 75x75 mm
- 14 plastic boxes 150x75 mm
- 6 plastic boxes 150x150 mm

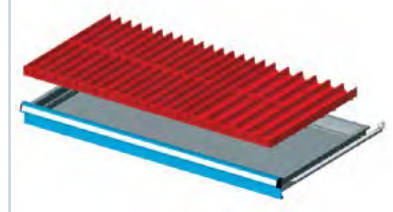


ITEM NO. F FH 4005 15 00

front height 50-300

SET INCLUDING:

- 12 troughs 4 grooves
- 6 troughs 3 grooves
- 30 plain partitions 36 mm
- 10 plain partitions 47 mm



ITEM NO. F FH 4005 01 00

front height 50

ITEM NO. F FH 4007 01 00

front height 75

ITEM NO. F FH 4010 01 00

front height 100-125

ITEM NO. F FH 4015 01 00

front height 150-175

ITEM NO. F FH 4020 01 00


front height 200-250

ITEM NO. F FH 4030 01 00

front height 300

SET INCLUDING:

- 2 plain partitions 914 mm



ITEM NO. F FH 4005 05 00

front height 50

ITEM NO. F FH 4007 05 00

front height 75

ITEM NO. F FH 4010 05 00

front height 100-125

ITEM NO. F FH 4015 05 00

front height 150-175

ITEM NO. F FH 4020 05 00

front height 200-250

SET INCLUDING:

- 4 slotted partitions 455 mm
- 2 plain partitions 149 mm
- 3 plain partitions 200 mm



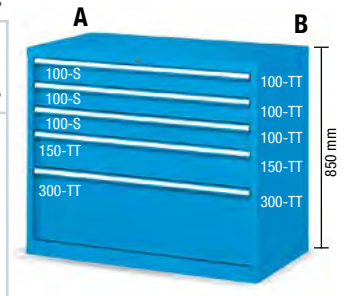
ITEM NO. F AG 4034 01 04

DIM.: 1023x573x850 mm h (A)

ITEM NO. F AG 4034 51 04

DIM.: 1023x573x850 mm h (B)

CABINET with 5 drawers
 S = normal extension 87%
 TT = telescopic full extension 100%
 COLOUR BLUE RAL 5012



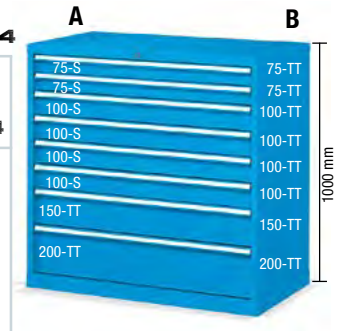
ITEM NO. F AG 4040 02 04

DIM.: 1023x573x1000 mm h (A)

ITEM NO. F AG 4040 52 04

DIM.: 1023x573x1000 mm h (B)

CABINET with 8 drawers
 S = normal extension 87%
 TT = telescopic full extension 100%
 COLOUR BLUE RAL 5012




ITEM NO. F AG 4058 01 04

DIM.: 1023x573x1450 mm h (A)

ITEM NO. F AG 4058 51 04

DIM.: 1023x573x1450 mm h (B)

CABINET with 9 drawers
 S = normal extension 87%
 TT = telescopic full extension 100%
 COLOUR BLUE RAL 5012




ITEM NO. F AG S434 04 04

DIM.: 1098x574x1077 mm h (A)

ITEM NO. F AG S434 54 04

DIM.: 1098x574x1077 mm h (B)
CABINET with 5 drawers and Ø 125 mm wheels in elastic rubber.
CABINET LOAD CAPACITY: 370 kg
 S = normal extension 87%
 TT = telescopic full extension 100%
 COLOUR BLUE RAL 5012




ITEM NO. F AG S440 02 04

DIM.: 1098x574x1227 mm h (A)

ITEM NO. F AG S440 52 04


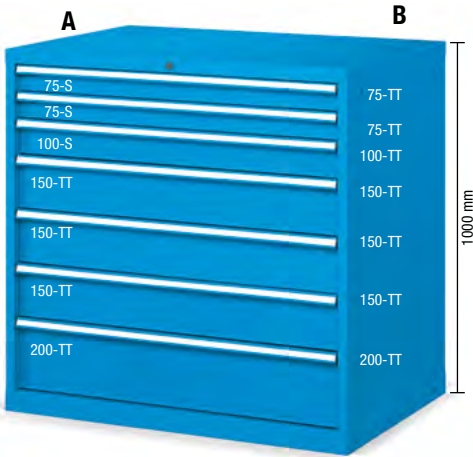
DIM.: 1098x574x1227 mm h (B)
CABINET with 7 drawers and Ø 125 mm wheels in elastic rubber.
CABINET LOAD CAPACITY: 370 kg
 S = normal extension 87%
 TT = telescopic full extension 100%
 COLOUR BLUE RAL 5012



ITEM NO. F AG L434 S1 2Y

Cabinet with wheels dim.1098x574x1091 mm h.
 Ral 3020. Example including: 5 drawers,
 1 MDF top with rubber covering.
 Tools and partitioning material excluded.





ITEM NO. F AG 9012 01 07
TOP WITH 3 EDGES AND
OIL-RESISTANT RUBBER MAT
DIMENSIONS: 1023x726x20 mm h
COLOUR BLACK

ITEM NO. F UZ 3240 13 07
MDF TOP
WITH OIL-RESISTANT RUBBER
COVERING AND 2 SIDE PROFILES.
FOR SINGLE CABINET
DIMENSIONS: 1024x726x31,5 mm h
COLOUR BLACK

ITEM NO. F AG 5040 11 04

DIM.: 1023x726x1000 mm h (A)

CABINET with 7 drawers

S = normal extension 87%

TT = telescopic full extension 100%

COLOUR BLUE RAL 5012

ITEM NO. F AG 5040 61 04


DIM.: 1023x726x1000 mm h (B)

ITEM NO. F FH 5005 19 00

SET INCLUDING:

- 16 troughs 4 grooves
- 8 troughs 3 grooves
- 30 plain partitions 36 mm
- 10 plain partitions 47 mm

front height 50-300



ITEM NO. F FH 5005 08 00

front height 50

ITEM NO. F FH 5007 08 00


front height 75

ITEM NO. F FH 5010 08 00

front height 100-125

SET INCLUDING:

- 12 plastic boxes 150x75 mm
- 18 plastic boxes 150x150 mm



ITEM NO. F FH 5005 17 00


front height 50

ITEM NO. F FH 5007 17 00

front height 75

SET INCLUDING:

- 20 plastic boxes 75x75 mm
- 14 plastic boxes 150x75 mm
- 12 plastic boxes 150x150 mm




ITEM NO. F FH 5005 09 00

front height 50-300

SET INCLUDING:

- 8 troughs 4 grooves
- 8 troughs 3 grooves
- 8 troughs 2 grooves
- 15 plain partitions 36 mm
- 10 plain partitions 47 mm
- 6 plain partitions 73 mm



ITEM NO. F FH 5005 07 00

front height 50

ITEM NO. F FH 5007 07 00

front height 75

ITEM NO. F FH 5010 07 00

front height 100-125

ITEM NO. F FH 5015 07 00

front height 150-175

ITEM NO. F FH 5020 07 00


front height 200-250

ITEM NO. F FH 5030 07 00

front height 300

SET INCLUDING:

- 4 slotted partitions 610 mm
- 2 plain partitions 149 mm
- 3 plain partitions 200 mm



ITEM NO. F FH 5005 13 00

front height 50

ITEM NO. F FH 5007 13 00

front height 75

ITEM NO. F FH 5010 13 00

front height 100-125

ITEM NO. F FH 5015 13 00

front height 150-175

ITEM NO. F FH 5020 13 00


front height 200-250

ITEM NO. F FH 5030 13 00

front height 300

SET INCLUDING:

- 5 slotted partitions 610 mm
- 12 plain partitions 149 mm



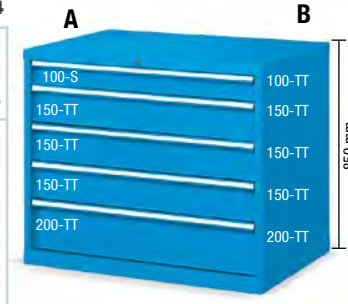
ITEM NO. F AG 5034 04 04

DIM.: 1023x726x850 mm h (A)

ITEM NO. F AG 5034 54 04

DIM.: 1023x726x850 mm h (B)

CABINET with 5 drawers
S = normal extension 87%
TT = telescopic full extension 100%
COLOUR BLUE RAL 5012



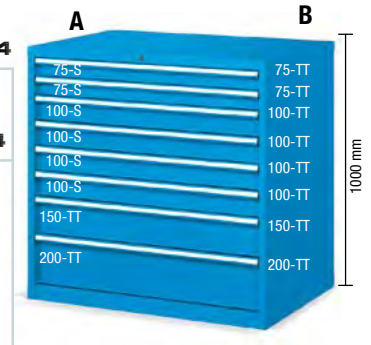
ITEM NO. F AG 5040 05 04

DIM.: 1023x726x1000 mm h (A)

ITEM NO. F AG 5040 02 04

DIM.: 1023x726x1000 mm h (B)

CABINET with 8 drawers
S = normal extension 87%
TT = telescopic full extension 100%
COLOUR BLUE RAL 5012




ITEM NO. F AG 5053 04 04

DIM.: 1023x726x1325 mm h (A)

ITEM NO. F AG 5053 01 04

DIM.: 1023x726x1325 mm h (B)

CABINET with 9 drawers
S = normal extension 87%
TT = telescopic full extension 100%
COLOUR BLUE RAL 5012



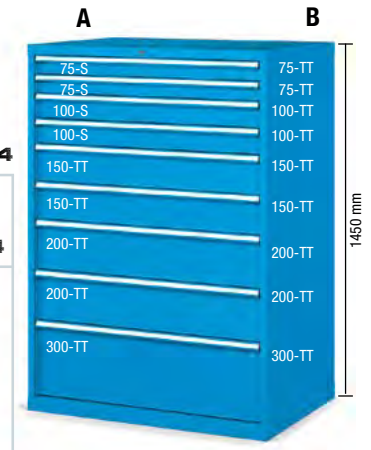
ITEM NO. F AG 5058 07 04

DIM.: 1023x726x1450 mm h (A)

ITEM NO. F AG 5058 57 04

DIM.: 1023x726x1450 mm h (B)

CABINET with 9 drawers
S = normal extension 87%
TT = telescopic full extension 100%
COLOUR BLUE RAL 5012




ITEM NO. F AG L534 05 04

DIM.: 1098x727x1121 mm h (A)

ITEM NO. F AG L534 55 04

DIM.: 1098x727x1121 mm h (B)

CABINET with 6 drawers and Ø 160 mm wheels in elastic rubber.
CABINET LOAD CAPACITY: 600 kg
S = normal extension 87%
TT = telescopic full extension 100%
COLOUR BLUE RAL 5012




ITEM NO. F AG L540 02 04


DIM.: 1098x727x1271 mm h (A)

ITEM NO. F AG L540 52 04

DIM.: 1098x727x1271 mm h (B)

CABINET with 7 drawers and Ø 160 mm wheels in elastic rubber.
CABINET LOAD CAPACITY: 600 kg
S = normal extension 87%
TT = telescopic full extension 100%
COLOUR BLUE RAL 5012





ITEM NO. F AG 9015 01 07
TOP WITH 3 EDGES AND
OIL-RESISTANT RUBBER MAT
DIMENSIONS: 1193x726x20 mm h
COLOUR BLACK

ITEM NO. F UZ 3250 13 07
MDF TOP
WITH OIL-RESISTANT RUBBER
COVERING AND 2 SIDE PROFILES.
FOR SINGLE CABINET
DIMENSIONS: 1194x726x31,5 mm h
COLOUR BLACK

ITEM NO. F AG 6040 01 04

CABINET WITH DRAWERS

with 7 telescopic full extension drawers

DIMENSIONS: 1193x726x1000 mm h

TT = telescopic full extension 100%

COLOUR BLUE RAL 5012

ITEM NO. F FH 6007 10 00

front height 75

ITEM NO. F FH 6010 10 00

front height 100-125

ITEM NO. F FH 6015 10 00

front height 150-175

ITEM NO. F FH 6020 10 00

front height 200-250

ITEM NO. F FH 6030 10 00

front height 300

SET INCLUDING:

2 plain partitions 1085 mm



ITEM NO. F FH 6007 09 00

front height 75

ITEM NO. F FH 6010 09 00

front height 100-125

ITEM NO. F FH 6015 09 00

front height 150-175

ITEM NO. F FH 6020 09 00

front height 200-250

ITEM NO. F FH 6030 09 00

front height 300

SET INCLUDING:

4 plain partitions 1085 mm



ITEM NO. F FH 6007 05 00

front height 75

ITEM NO. F FH 6010 05 00

front height 100-125

ITEM NO. F FH 6015 05 00


front height 150-175

SET INCLUDING:

5 slotted partitions 610 mm

6 plain partitions 132 mm

9 plain partitions 200 mm



ITEM NO. F FH 6007 11 00

front height 75

ITEM NO. F FH 6010 11 00

front height 100-125

ITEM NO. F FH 6015 11 00

front height 150-175

ITEM NO. F FH 6020 11 00

front height 200-250

ITEM NO. F FH 6030 11 00

front height 300

SET INCLUDING:

6 slotted partitions 610 mm

6 plain partitions 149 mm

1 plain partition 166 mm



ITEM NO. F FH 6007 02 00

front height 75

ITEM NO. F FH 6010 02 00

front height 100-125

ITEM NO. F FH 6015 02 00

front height 150-175

ITEM NO. F FH 6020 02 00

front height 200-250

SET INCLUDING:

4 slotted partitions 610 mm

3 plain partitions 149 mm

3 plain partitions 166 mm

9 plain partitions 251 mm



ITEM NO. F FH 6007 08 00

front height 75

ITEM NO. F FH 6010 08 00

front height 100-125

ITEM NO. F FH 6015 08 00

front height 150-175

ITEM NO. F FH 6020 08 00

front height 200-250

ITEM NO. F FH 6030 08 00

front height 300


SET INCLUDING:

5 slotted partitions 610 mm

2 plain partitions 149 mm

1 plain partition 166 mm

3 plain partitions 200 mm





ITEM NO. F AG 6034 01 04

CABINET WITH DRAWERS

with 5 telescopic full extension drawers

DIMENSIONS: 1193x726x850 mm h

TT = telescopic full extension 100%

COLOUR BLUE RAL 5012



ITEM NO. F AG 6040 04 04

CABINET WITH DRAWERS

with 1 telescopic full extension drawer, 2 telescopic full extension retractable shelves

DIMENSIONS: 1193x726x1000 mm h

PE-TT = full telescopic retractable shelf 100%

TT = telescopic full extension 100%. COLOUR BLUE RAL 5012




ITEM NO. F AG 6053 01 04

CABINET WITH DRAWERS

with 9 telescopic full extension drawers

DIMENSIONS: 1193x726x1325 mm h

TT = telescopic full extension 100%. COLOUR BLUE RAL 5012



ITEM NO. F AG 6058 01 04

CABINET WITH DRAWERS

with 10 telescopic full extension drawers

DIMENSIONS: 1193x726x1450 mm h

TT = telescopic full extension 100%. COLOUR BLUE RAL 5012



ITEM NO. F AG L634 01 04

CABINET WITH DRAWERS with 5 telescopic full extension drawers and Ø 160 mm elastic rubber wheels.

DIM.: 1268x727x1121 mm h. **CABINET LOAD CAPACITY:** 600 kg

TT = telescopic full extension 100%. COLOUR BLUE RAL 5012




ITEM NO. F AG L640 02 04

CABINET WITH DRAWERS with 7 telescopic full extension drawers and Ø 160 mm elastic rubber wheels.

DIM.: 1268x727x1271 mm h. **CABINET LOAD CAPACITY:** 600 kg

TT = telescopic full extension 100%. COLOUR BLUE RAL 5012



ITEM NO. F AG 7040 01 04

CABINET WITH DRAWERS
with 7 telescopic full extension drawers
DIMENSIONS: 1431x726x1000 mm h
TT = telescopic full extension 100%
COLOUR BLUE RAL 5012



ITEM NO. F AG 9018 01 07

TOP WITH 3 EDGES AND OIL-RESISTANT RUBBER MAT
DIMENSIONS: 1434x726x20 mm h
COLOUR BLACK



ITEM NO. F UZ 3260 13 07

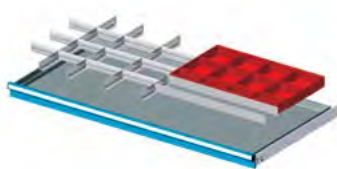
MDF TOP
WITH OIL-RESISTANT RUBBER COVERING AND 2 SIDE PROFILES.
FOR SINGLE CABINET
DIMENSIONS: 1434x726x31,5 mm h
COLOUR BLACK

ITEM NO. F FH 7007 01 00
ITEM NO. F FH 7010 01 00

SET INCLUDING:

- 4 slotted partitions 610 mm
- 2 plain partitions 610 mm
- 6 plain partitions 149 mm
- 6 plain partitions 200 mm
- 4 plastic boxes 150x75 mm
- 8 plastic boxes 150x150 mm

front height 75
front height 100-125




ITEM NO. F FH 7007 02 00
ITEM NO. F FH 7010 02 00
ITEM NO. F FH 7015 02 00
ITEM NO. F FH 7020 02 00

SET INCLUDING:

- 5 slotted partitions 610 mm
- 6 plain partitions 149 mm
- 9 plain partitions 251 mm

front height 75
front height 100-125
front height 150-175
front height 200-250




ITEM NO. F FH 7007 03 00
ITEM NO. F FH 7010 03 00
ITEM NO. F FH 7015 03 00

SET INCLUDING:

- 6 slotted partitions 610 mm
- 3 plain partitions 132 mm
- 3 plain partitions 166 mm
- 14 plain partitions 200 mm

front height 75
front height 100-125
front height 150-175



ITEM NO. F FH 7007 04 00
ITEM NO. F FH 7010 04 00
ITEM NO. F FH 7015 04 00
ITEM NO. F FH 7020 04 00
ITEM NO. F FH 7030 04 00

SET INCLUDING:

- 6 slotted partitions 610 mm
- 2 plain partitions 302 mm

front height 75
front height 100-125
front height 150-175
front height 200-250
front height 300




ITEM NO. F FH 7007 07 00
ITEM NO. F FH 7010 07 00
ITEM NO. F FH 7015 07 00
ITEM NO. F FH 7020 07 00
ITEM NO. F FH 7030 07 00

SET INCLUDING:

- 6 slotted partitions 610 mm
- 4 plain partitions 149 mm
- 2 plain partitions 200 mm
- 1 plain partition 302 mm

front height 75
front height 100-125
front height 150-175
front height 200-250
front height 300




ITEM NO. F FH 7007 08 00
ITEM NO. F FH 7010 08 00
ITEM NO. F FH 7015 08 00
ITEM NO. F FH 7020 08 00
ITEM NO. F FH 7030 08 00

SET INCLUDING:

- 5 slotted partitions 610 mm
- 2 plain partitions 149 mm
- 2 plain partitions 200 mm
- 2 plain partitions 302 mm

front height 75
front height 100-125
front height 150-175
front height 200-250
front height 300





ITEM NO. F AG 7034 01 04

CABINET WITH DRAWERS
with 5 telescopic full extension drawers
DIMENSIONS: 1431x726x850 mm h
TT = telescopic full extension 100%
COLOUR BLUE RAL 5012



ITEM NO. F AG 7053 01 04

CABINET WITH DRAWERS
with 9 telescopic full extension drawers
DIMENSIONS: 1431x726x1325 mm h
TT = telescopic full extension 100%
COLOUR BLUE RAL 5012



ITEM NO. F AG L734 01 04

CABINET WITH DRAWERS with 5 telescopic full extension drawers and Ø 160 mm elastic rubber wheels.
DIM.: 1506x727x1271 mm h. **CABINET LOAD CAPACITY:** 600 kg
TT = telescopic full extension 100%. **COLOUR** BLUE RAL 5012



ITEM NO. F AG 7058 01 04

CABINET WITH DRAWERS
with 10 telescopic full extension drawers
DIMENSIONS: 1431x726x1450 mm h
TT = telescopic full extension 100%. **COLOUR** BLUE RAL 5012



ITEM NO. F AG L740 02 04

CABINET WITH DRAWERS with 7 telescopic full extension drawers and Ø 160 mm elastic rubber wheels.
DIM.: 1506x727x1271 mm h. **CABINET LOAD CAPACITY:** 600 kg
TT = telescopic full extension 100%. **COLOUR** BLUE RAL 5012



ITEM NO. F BL 1020 00 00

Steel vice 130 mm

ITEM NO. F AG 7034 S1 56

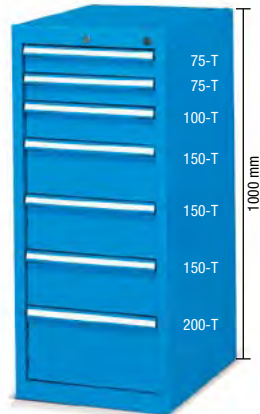
Cabinet 1500x750x990 mm h. Ral 7035+7000.

Example including: 7 drawers, 1 multiplex worktop 40 mm thickness, 1 plinth for transpallet. Tools and partitioning material excluded.

ITEM NO. F DA 1090 51 04

CABINET WITH DRAWERS

with 7 full extension drawers
 DIMENSIONS: 428x600x1000 mm h
 CENTRAL LOCK
 T = full extension 100%
 COLOUR BLUE RAL 5012




ITEM NO. F DA 9150 01 07

TOP WITH 3 EDGES AND OIL-RESISTANT RUBBER MAT
 DIMENSIONS: 428x600x20 mm h
 COLOUR BLACK



ITEM NO. F UZ 3100 13 07
MDF TOP

WITH OIL-RESISTANT RUBBER COVERING AND 2 SIDE PROFILES.
 FOR SINGLE CABINET
 DIMENSIONS: 429x600x31,5 mm h
 COLOUR BLACK




ITEM NO. F FH 8205 02 00

SET INCLUDING:

3 troughs 4 grooves
 3 troughs 3 grooves
 16 plain partitions 36 mm
 7 plain partitions 47 mm

front height 50-300




ITEM NO. F FH 8205 17 00

SET INCLUDING:

4 plastic boxes 75x75 mm
 6 plastic boxes 150x75 mm
 2 plastic boxes 150x150 mm

front height 50

front height 75



ITEM NO. F FH 8205 18 00

ITEM NO. F FH 8207 18 00

ITEM NO. F FH 8210 18 00


SET INCLUDING:

4 plastic boxes 150x75 mm
 4 plastic boxes 150x150 mm

front height 50

front height 75

front height 100-125




ITEM NO. F FH 8205 03 00

SET INCLUDING:

3 troughs 3 grooves
 3 troughs 2 grooves
 15 plain partitions 47 mm
 8 plain partitions 73 mm

front height 50-300



ITEM NO. F FH 8205 08 00

ITEM NO. F FH 8207 08 00

ITEM NO. F FH 8210 08 00

SET INCLUDING:

2 slotted partitions 455 mm
 1 plain partition 132 mm
 1 plain partition 98 mm
 1 plain partition 81 mm

front height 50

front height 75

front height 100-125



ITEM NO. F FH 8205 09 00

ITEM NO. F FH 8207 09 00

ITEM NO. F FH 8210 09 00

ITEM NO. F FH 8215 09 00

SET INCLUDING:

2 slotted partitions 455 mm
 3 plain partitions 115 mm
 4 plain partitions 98 mm

front height 50

front height 75

front height 100-125

front height 150-175



ITEM NO. F DZ 1020 52 04

CABINET WITH DRAWERS


with 2 full extension drawers
DIMENSIONS: 428x600x300 mm h
 SIDE LOCK
 T = full extension 100%
 COLOUR BLUE RAL 5012



ITEM NO. F DZ 1030 52 04

CABINET WITH DRAWERS


with 3 full extension drawers
DIMENSIONS: 428x600x400 mm h
 SIDE LOCK
 T = full extension 100%
 COLOUR BLUE RAL 5012



ITEM NO. F DA 1050 55 04

CABINET WITH DRAWERS

with 1 adjustable shelf,
 1 retractable shelf 100%
DIMENSIONS: 428x600x600 mm h
 PR = height adjustable shelf
 PE = full extension retractable shelf 100%
 COLOUR BLUE RAL 5012



ITEM NO. F DA 1060 56 04

CABINET WITH DRAWERS

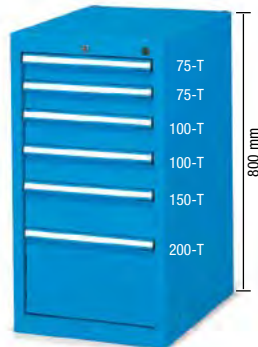
with 5 full extension drawers
DIMENSIONS: 428x600x700 mm h
 CENTRAL LOCK
 T = full extension 100%
 COLOUR BLUE RAL 5012



ITEM NO. F DA 1070 53 04

CABINET WITH DRAWERS


with 6 full extension drawers
DIMENSIONS: 428x600x800 mm h
 CENTRAL LOCK
 T = full extension 100%
 COLOUR BLUE RAL 5012



ITEM NO. F DZ 1070 55 04

CABINET WITH DRAWERS

with 2 full extension drawers,
 1 adjustable shelf,
 1 retractable shelf 100%
DIMENSIONS: 428x600x800 mm h
 SIDE LOCK
 T = full extension 100%
 PR = height adjustable shelf
 PE = full extension retractable shelf 100%
 COLOUR BLUE RAL 5012



ITEM NO. F DA 0550 03 04

CABINET WITH DRAWERS

with 4 full extension drawers,
 Ø 100 mm standard rubber wheels
DIMENSIONS: 428x675x790 mm h
CABINET LOAD CAPACITY: 170 kg
 CENTRAL LOCK
 T = full extension 100%
 COLOUR BLUE RAL 5012



ITEM NO. F DA 0560 03 04

CABINET WITH DRAWERS


with 5 full extension drawers,
 Ø 100 mm standard rubber wheels
DIMENSIONS: 428x675x890 mm h
CABINET LOAD CAPACITY: 170 kg
 CENTRAL LOCK
 T = full extension 100%
 COLOUR BLUE RAL 5012



ITEM NO. F DB 1090 51 04

CABINET WITH DRAWERS

with 6 full extension drawers
 DIMENSIONS: 564x600x1000 mm h
 CENTRAL LOCK
 T = full extension 100%
 COLOUR BLUE RAL 5012




ITEM NO. F DB 9150 01 07

TOP WITH 3 EDGES AND OIL-RESISTANT RUBBER MAT
 DIMENSIONS: 564x600x20 mm h
 COLOUR BLACK



ITEM NO. F UZ 3120 13 07
MDF TOP

WITH OIL-RESISTANT RUBBER COVERING AND 2 SIDE PROFILES.
 FOR SINGLE CABINET
 DIMENSIONS: 565x600x31,5 mm h
 COLOUR BLACK




ITEM NO. F FH 8405 02 00

SET INCLUDING:

3 troughs 4 grooves
 6 troughs 3 grooves
 16 plain partitions 36 mm
 7 plain partitions 47 mm

front height 50-300




ITEM NO. F FH 8405 17 00

ITEM NO. F FH 8407 17 00

SET INCLUDING:

8 plastic boxes 75x75 mm
 6 plastic boxes 150x75 mm
 4 plastic boxes 150x150 mm

front height 50
 front height 75



ITEM NO. F FH 8405 18 00


ITEM NO. F FH 8407 18 00

ITEM NO. F FH 8410 18 00

SET INCLUDING:

6 plastic boxes 150x75 mm
 6 plastic boxes 150x150 mm

front height 50
 front height 75
 front height 100-125




ITEM NO. F FH 8405 03 00

SET INCLUDING:

3 troughs 3 grooves
 6 troughs 2 grooves
 15 plain partitions 47 mm
 8 plain partitions 73 mm

front height 50-300



ITEM NO. F FH 8405 08 00

ITEM NO. F FH 8407 08 00

ITEM NO. F FH 8410 08 00

ITEM NO. F FH 8415 08 00


ITEM NO. F FH 8420 08 00

ITEM NO. F FH 8430 08 00

SET INCLUDING:

2 slotted partitions 455 mm
 3 plain partitions 149 mm

front height 50
 front height 75
 front height 100-125
 front height 150-175
 front height 200-250
 front height 300



ITEM NO. F FH 8405 09 00

ITEM NO. F FH 8407 09 00

ITEM NO. F FH 8410 09 00

ITEM NO. F FH 8415 09 00

ITEM NO. F FH 8420 09 00

SET INCLUDING:

2 slotted partitions 455 mm
 7 plain partitions 149 mm

front height 50
 front height 75
 front height 100-125
 front height 150-175
 front height 200-250



ITEM NO. F DB 1060 51 04

CABINET WITH DRAWERS


with 4 full extension drawers
DIMENSIONS: 564x600x700 mm h
 CENTRAL LOCK
 T = full extension 100%
COLOUR BLUE RAL 5012



ITEM NO. F DC 1070 57 04

CABINET WITH DRAWERS


with 2 full extension drawers,
 1 adjustable shelf,
 1 retractable shelf 100%
DIMENSIONS: 564x600x800 mm h
 SIDE LOCK
 T = full extension 100%
 PR = height adjustable shelf
 PE = full extension retractable shelf 100%
COLOUR BLUE RAL 5012



ITEM NO. F DB 1070 51 04

CABINET WITH DRAWERS


with 5 full extension drawers
DIMENSIONS: 564x600x800 mm h
 CENTRAL LOCK
 T = full extension 100%
COLOUR BLUE RAL 5012



ITEM NO. F DB 1090 52 04

CABINET WITH DRAWERS

with 7 full extension drawers
DIMENSIONS: 564x600x1000 mm h
 CENTRAL LOCK
 T = full extension 100%
COLOUR BLUE RAL 5012



ITEM NO. F DB B550 02 04

CABINET WITH DRAWERS

with 4 full extension drawers
 Ø 125 mm standard rubber wheels
DIMENSIONS: 564x675x820 mm h
CABINET LOAD CAPACITY: 235 kg
 CENTRAL LOCK
 T = full extension 100%
COLOUR BLUE RAL 5012



ITEM NO. F DB B560 02 04

CABINET WITH DRAWERS

with 5 full extension drawers
 Ø 125 mm standard rubber wheels
DIMENSIONS: 564x675x920 mm h
CABINET LOAD CAPACITY: 235 kg
 CENTRAL LOCK
 T = full extension 100%
COLOUR BLUE RAL 5012



ITEM NO. F DF 1090 54 04

CABINET WITH DRAWERS


with 7 full extension drawers
 DIMENSIONS: 717x600x1000 mm h
 CENTRAL LOCK
 T = full extension 100%
 COLOUR BLUE RAL 5012



ITEM NO. F DF 9940 01 07


TOP WITH 4 EDGES WITH OIL-RESISTANT RUBBER MAT

DIMENSIONS: 717x600x22 mm h
 COLOUR BLACK



ITEM NO. F UZ 3130 13 07
MDF TOP

WITH OIL-RESISTANT RUBBER COVERING AND 2 SIDE PROFILES. FOR SINGLE CABINET
 DIMENSIONS: 718x600x31,5 mm h
 COLOUR BLACK




ITEM NO. F FH 1005 15 00

SET INCLUDING:

5 troughs 4 grooves
 6 troughs 3 grooves
 20 plain partitions 36 mm
 20 plain partitions 47 mm
 1 allen key tray 150x150 mm

front height 50-300



ITEM NO. F FH 1005 09 00

ITEM NO. F FH 1007 09 00

ITEM NO. F FH 1010 09 00


SET INCLUDING:

12 plastic boxes 150x150 mm

front height 50

front height 75

front height 100-125



ITEM NO. F FH 1005 16 00


ITEM NO. F FH 1007 16 00

ITEM NO. F FH 1010 16 00

SET INCLUDING:

12 plastic boxes 150x75 mm
 6 plastic boxes 150x150 mm

front height 50
 front height 75
 front height 100-125




ITEM NO. F FH 1005 10 00

SET INCLUDING:

9 troughs 4 grooves
 3 troughs 3 grooves
 36 plain partitions 36 mm
 12 plain partitions 47 mm

front height 50-300



ITEM NO. F FH 1005 03 00

ITEM NO. F FH 1007 03 00

ITEM NO. F FH 1010 03 00

ITEM NO. F FH 1015 03 00

ITEM NO. F FH 1020 03 00

SET INCLUDING:

3 slotted partitions 455 mm
 8 plain partitions 149 mm

front height 50
 front height 75
 front height 100-125
 front height 150-175
 front height 200-250



ITEM NO. F FH 1005 05 00

ITEM NO. F FH 1007 05 00

ITEM NO. F FH 1010 05 00

ITEM NO. F FH 1015 05 00


ITEM NO. F FH 1020 05 00

ITEM NO. F FH 1030 05 00

SET INCLUDING:

2 slotted partitions 455 mm
 3 plain partitions 200 mm

front height 50
 front height 75
 front height 100-125
 front height 150-175
 front height 200-250
 front height 300



ITEM NO. F DF 1070 52 04

CABINET WITH DRAWERS


with 5 full extension drawers

DIMENSIONS: 717x600x800 mm h

CENTRAL LOCK

T = full extension 100%

COLOUR BLUE RAL 5012



ITEM NO. F DF 1090 55 04

CABINET WITH DRAWERS

with 8 full extension drawers

DIMENSIONS: 717x600x1000 mm h

CENTRAL LOCK

T = full extension 100%

COLOUR BLUE RAL 5012



ITEM NO. F DF 1090 56 04

CABINET WITH DRAWERS


with 8 full extension drawers

DIMENSIONS: 717x600x1000 mm h

CENTRAL LOCK

T = full extension 100%

COLOUR BLUE RAL 5012



ITEM NO. F DF B560 02 04

CABINET WITH DRAWERS

with 5 full extension drawers

Ø 125 mm standard rubber wheels

DIMENSIONS: 792x600x920 mm h

CENTRAL LOCK

CABINET LOAD CAPACITY: 225 kg

T = full extension 100%

COLOUR BLUE RAL 5012



ITEM NO. F DF B560 05 04

CABINET WITH DRAWERS

with 3 full extension drawers

Ø 125 mm standard rubber wheels,

1 flap door and

1 adjustable shelf

DIMENSIONS: 792x600x920 mm h

CENTRAL LOCK

CABINET LOAD CAPACITY: 225 kg

T = full extension 100%

PR = height adjustable shelf

COLOUR BLUE RAL 5012



ITEM NO. F DF B561 01 04

CABINET WITH DRAWERS

with 5 full extension drawers, 4

Practibox drawer unit, Ø 125 mm

standard rubber wheels

DIM.: 1072x600x885 mm h

MULTIPLEX WORKTOP DIM.:


860x600x25 mm h

CENTRAL LOCK

CABINET LOAD CAPACITY: 225 kg

T = full extension 100%

COLOUR BLUE RAL 5012



Detail of the 4 Practibox drawer units fixed on the left-hand side of the cabinet

Drawers load capacity: 70 kg

Adjustable shelf load capacity: 70 kg - Retractable shelf load capacity: 70 kg



ITEM NO. F DL 1090 54 04

CABINET WITH DRAWERS with 7 full extension drawers
DIMENSIONS: 1023x600x1000 mm h. CENTRAL LOCK
 T = full extension 100%. COLOUR BLUE RAL 5012



ITEM NO. F DL 9150 01 07
TOP WITH 3 EDGES AND OIL-RESISTANT RUBBER MAT
DIMENSIONS: 1023x600x20 mm h
 COLOUR BLACK




ITEM NO. F UZ 3140 13 07
MDF TOP WITH OIL-RESISTANT RUBBER COVERING AND 2 SIDE PROFILES. FOR SINGLE CABINET
DIMENSIONS: 1024x600x31,5 mm h
 COLOUR BLACK

ITEM NO. F FH 4005 12 00

SET INCLUDING:
 6 troughs 4 grooves
 6 troughs 3 grooves
 6 troughs 2 grooves
 15 plain partitions 36 mm
 10 plain partitions 47 mm
 6 plain partitions 73 mm

front height 50-300



ITEM NO. F FH 4005 11 00

ITEM NO. F FH 4007 11 00


ITEM NO. F FH 4010 11 00

SET INCLUDING:
 18 plastic boxes 150x150 mm

front height 50

front height 75

front height 100-125




ITEM NO. F FH 4005 13 00

ITEM NO. F FH 4007 13 00

ITEM NO. F FH 4010 13 00

SET INCLUDING:
 12 plastic boxes 150x75 mm
 12 plastic boxes 150x150 mm


front height 50
 front height 75
 front height 100-125



ITEM NO. F FH 4005 15 00

SET INCLUDING:
 12 troughs 4 grooves
 6 troughs 3 grooves
 30 plain partitions 36 mm
 10 plain partitions 47 mm

front height 50-300



ITEM NO. F FH 4005 03 00

ITEM NO. F FH 4007 03 00

ITEM NO. F FH 4010 03 00

ITEM NO. F FH 4015 03 00

ITEM NO. F FH 4020 03 00

SET INCLUDING:
 5 slotted partitions 455 mm
 12 plain partitions 149 mm

front height 50
 front height 75
 front height 100-125
 front height 150-175
 front height 200-250



ITEM NO. F FH 4005 05 00

ITEM NO. F FH 4007 05 00

ITEM NO. F FH 4010 05 00

ITEM NO. F FH 4015 05 00

ITEM NO. F FH 4020 05 00

SET INCLUDING:
 4 slotted partitions 455 mm
 2 plain partitions 149 mm
 3 plain partitions 200 mm

front height 50
 front height 75
 front height 100-125
 front height 150-175
 front height 200-250





ITEM NO. F DL 1030 54 04

CABINET WITH DRAWERS with 3 full extension drawers
DIMENSIONS: 1023x600x400 mm h. CENTRAL LOCK
 T = full extension 100%. COLOUR BLUE RAL 5012



ITEM NO. F DL 1060 52 04

CABINET WITH DRAWERS with 5 full extension drawers
DIMENSIONS: 1023x600x700 mm h. CENTRAL LOCK
 T = full extension 100%. COLOUR BLUE RAL 5012



ITEM NO. F DL 1090 52 04

CABINET WITH DRAWERS with 6 full extension drawers
DIMENSIONS: 1023x600x1000 mm h. CENTRAL LOCK
 T = full extension 100%. COLOUR BLUE RAL 5012



ITEM NO. F DL 1070 52 04

CABINET WITH DRAWERS with 5 full extension drawers
DIMENSIONS: 1023x600x800 mm h. CENTRAL LOCK
 T = full extension 100%. COLOUR BLUE RAL 5012



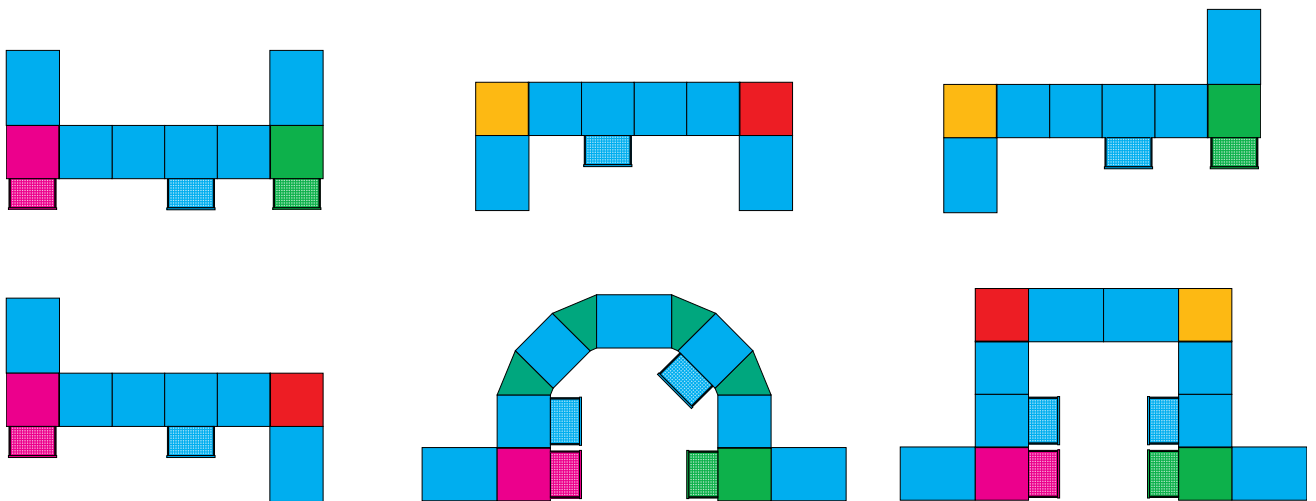
ITEM NO. F DL 1090 55 04


CABINET WITH DRAWERS with 8 full extension drawers
DIMENSIONS: 1023x600x1000 mm h. CENTRAL LOCK
 T = full extension 100%. COLOUR BLUE RAL 5012



ITEM NO. F DL 1070 54 FN

Cabinet dim. 1023x600x960 mm h. Ral 3020 + 9011.
 Complete with 8 drawers, 1 pair of plinths, 1 covering MDF top with rubber.
 Tools and partitioning material excluded.





- Spare key. Always indicate the number on the cylinder lock of the key to be replaced. ITEM NO. R CSC 0002 00
- Master key. This type of key opens all the 45 and 46 series locks. ITEM NO. R CSC 0001 00

ITEM NO. F AG 0050 00 04

CORNER FOR CABINETS

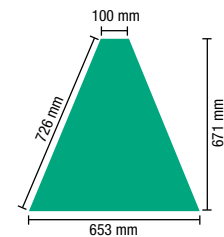
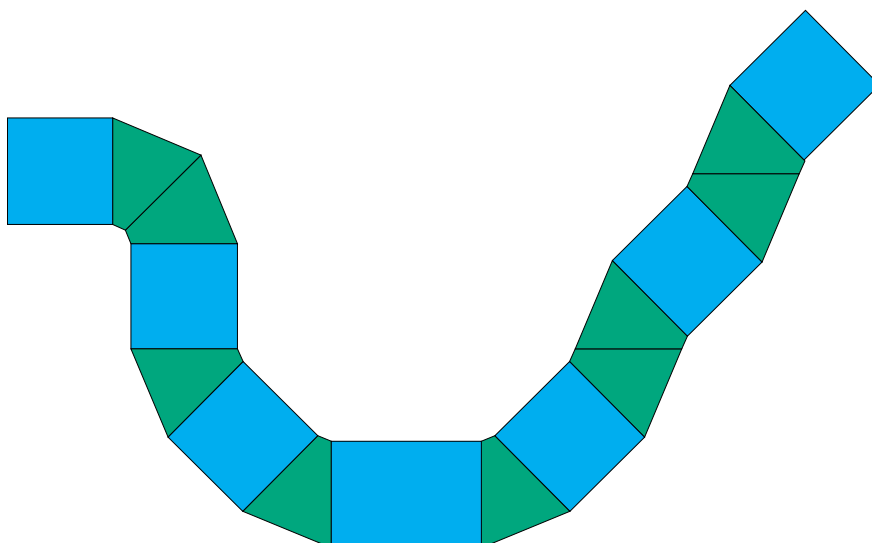
Angle: 45°

DIMENSIONS: 653x671x1000 mm h.


COLOUR BLUE RAL 5012



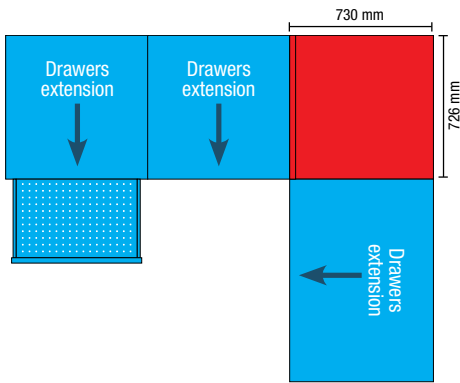
WOODEN COVERS:
PLEASE, CONTACT FAMI
FOR DETAILED INFORMATION.



■ This corner cabinet can be used with 726 mm (36 Eh) depth STANDARD series cabinets only.



BACK VIEW



■ This corner cabinets can be used with 726 mm (36 Eh) depth STANDARD series cabinets only.




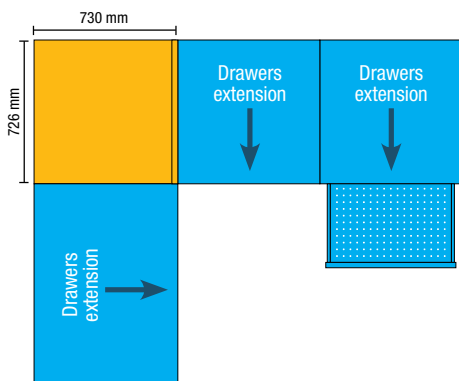
ITEM NO. **F AG 2040 R1 04**

RIGHT SIDE EXTERNAL CORNER CABINET
DIMENSIONS: 730x726x1000 mm h.
COLOUR BLUE RAL 5012



ITEM NO. **F AG 2040 R2 04**

RIGHT SIDE EXTERNAL CORNER CABINET
with MDF top and oil-resistant rubber cover.
DIMENSIONS: 730x726x1030 mm h.
COLOUR BLUE RAL 5012



ITEM NO. **F AG 2040 L1 04**

LEFT SIDE EXTERNAL CORNER CABINET
DIMENSIONS: 730x726x1000 mm h.
COLOUR BLUE RAL 5012



ITEM NO. **F AG 2040 L2 04**

LEFT SIDE EXTERNAL CORNER CABINET
with MDF top and oil-resistant rubber cover.
DIMENSIONS: 730x726x1030 mm h.
COLOUR BLUE RAL 5012



BACK VIEW



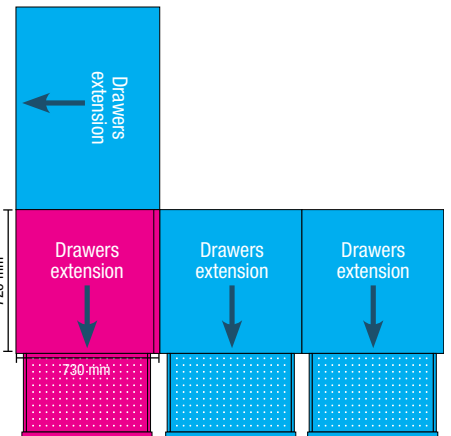
ITEM NO. **F AG 2040 L3 04**

LEFT SIDE INTERNAL CORNER CABINET
DIMENSIONS: 730x726x1000 mm h.
COLOUR BLUE RAL 5012




ITEM NO. **F AG 2040 L4 04**

LEFT SIDE INTERNAL CORNER CABINET
with MDF top and oil-resistant rubber cover.
DIMENSIONS: 730x726x1030 mm h.
COLOUR BLUE RAL 5012



■ This corner cabinets can be used with 726 mm (36 Eh) depth STANDARD series cabinets only.



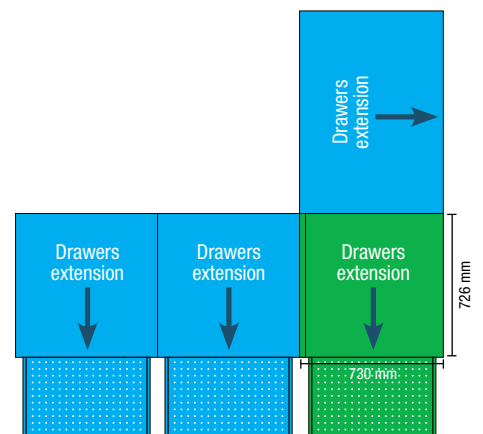
ITEM NO. **F AG 2040 R3 04**

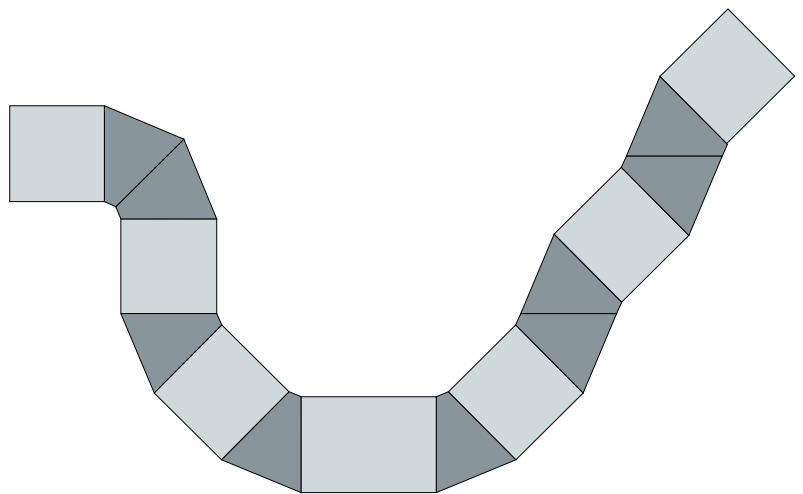
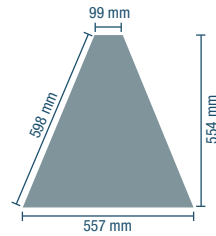
RIGHT SIDE INTERNAL CORNER CABINET
DIMENSIONS: 730x726x1000 mm h.
COLOUR BLUE RAL 5012



ITEM NO. **F AG 2040 R4 04**

RIGHT SIDE INTERNAL CORNER CABINET
with MDF top and oil-resistant rubber cover.
DIMENSIONS: 730x726x1030 mm h.
COLOUR BLUE RAL 5012





ITEM NO. **F DA 0050 00 01**

CORNER FOR CABINETS

Angle: 45°

DIMENSIONS: 557x554x1000 mm h.

COLOUR GREY RAL 7000

■ This corner cabinet can be used with 600 mm (27 Eh) depth FLEXA series cabinets only or with cabinets of the PERFORM A800, A600 and A400 series.



ITEM NO. F BS 9140 00 00

TOP COVER with laminate with 2 rounded edges for FLEXA F DL/F DM cabinets and PERFOM cabinets series F AB 4100
DIMENSIONS: 1024x650x30 mm h.



ITEM NO. F BS 9130 00 00

TOP COVER with laminate with 2 rounded edges for cabinets series F DG/F DF
DIMENSIONS: 718x650x30 mm h.



ITEM NO. F BS 9110 00 00

TOP COVER with laminate only for use with corner cabinet ITEM NO. F DA 0050 00 ..
DIMENSIONS: 577x601x30 mm h.



ULTIMA FILM

THRILLER A

AZIONE



E FANTO



LA



il musical
più visto
di tutti i tempi
finalmente
in DVD e VHS





WORKSTATIONS

58 - 69

HEXAGONAL WORKSTATIONS

70

MOBILE WORKSTATIONS

71 - 75

MODULAR WORKSTATIONS

76 - 77

ACCESSORIES - COMPONENTS for workstations


78 - 85

STEEL WORKSTATIONS

86 - 97

ACCESSORIES for workstations

98 - 101



Steel cover with oil proof rubber coating for multiplex worktops.
See page 77



ITEM NO.	LOAD CAP. KG	THICKNESS MM	DIM. MM
F BI A428 01 04	1500	50	1300x750x850 h
F BI A228 01 04	1200	40	1300x750x840 h
F BI A528 01 04	1500	50	1300x800x850 h
F BI A328 01 04	1200	40	1300x800x840 h

Bottom shelf item no. F BI 1135 00 00 load capacity: 130 kg
COLOUR BLUE RAL 5012



ITEM NO.	LOAD CAP. KG	THICKNESS MM	DIM. MM
F BI A428 04 04	1500	50	1300x750x850 h
F BI A228 04 04	1200	40	1300x750x840 h
F BI A528 04 04	1500	50	1300x800x850 h
F BI A328 04 04	1200	40	1300x800x840 h

Bottom shelf item no. F BI 1135 00 00 load capacity: 130 kg

S = normal extension 87% - DRAWERS NORMAL EXTENSION LOAD CAPACITY: 100 kg
COLOUR BLUE RAL 5012



ITEM NO.	LOAD CAP. KG	THICKNESS MM	DIM. MM
F BI A428 10 04	1500	50	1300x750x850 h
F BI A228 10 04	1200	40	1300x750x840 h
F BI A528 10 04	1500	50	1300x800x850 h
F BI A328 10 04	1200	40	1300x800x840 h

Bottom shelf item no. F BI 1135 00 00 load capacity: 130 kg

S = normal extension 87% - DRAWERS NORMAL EXTENSION LOAD CAPACITY: 60-100 kg
COLOUR BLUE RAL 5012



ITEM NO.	LOAD CAP. KG	THICKNESS MM	DIM. MM
F BI A428 13 04	1500	50	1300x750x850 h
F BI A228 13 04	1500	40	1300x750x840 h
F BI A528 13 04	1500	50	1300x800x850 h
F BI A328 13 04	1500	40	1300x800x840 h

Bottom shelf item no. F BI 0575 01 01 load capacity: 180 kg

S = normal extension 87% - DRAWERS NORMAL EXTENSION LOAD CAPACITY: 100 kg
COLOUR BLUE RAL 5012



ITEM NO.	LOAD CAP. KG	THICKNESS MM	DIM. MM
F BI A428 16 04	1500	50	1300x750x850 h
F BI A228 16 04	1500	40	1300x750x840 h
F BI A528 16 04	1500	50	1300x800x850 h
F BI A328 16 04	1500	40	1300x800x840 h


Bottom shelf item no. F BI 0575 01 01 load capacity: 180 kg

S = normal extension 87% - DRAWERS NORMAL EXTENSION LOAD CAPACITY: 100 kg
PE-S = normal retractable shelf 87% - RETRACTABLE SHELF LOAD CAPACITY: 70 kg
COLOUR BLUE RAL 5012

ITEM NO. F BL A010 03 04

MULTI PURPOSE PANEL

for wood tops complete with 2 mounts
632 mm h, 2 perforated back panels
972x304 mm h.
TOOLS, HOOKS AND BOXES EXCLUDED.
COLOUR BLUE RAL 5012



ITEM NO. F BL A110 05 04

MULTI PURPOSE PANEL for wood tops

Complete with 2 mounts 632 mm h, 1 shelf 955x220 mm,
1 perforated back panel 972x304 mm h, 1 multiple socket box with
cabling complete with 5 Schuko sockets and thermomagnetic switch
2P 230V AC 10A I Δ N=0,01A, 1 swivel arm with two joints complete
with practibox. TOOLS, HOOKS AND BOXES EXCLUDED.
COLOUR BLUE RAL 5012



ITEM NO. F BL A110 09 04

MULTI PURPOSE PANEL for wood tops

Complete with 2 mounts 1240 mm h, 1 shelf 955x220 mm,
1 shelf 955x320 mm, 1 perforated back panel 972x304 mm h,
1 pair of carrier arms with aluminium slide track, 1 additional alu-
minium slide track, 1 2x18W Philips lamp, 1 pneumatic system,
1 multiple socket box with cabling complete with 5 Schuko
sockets and thermomagnetic switch 2P 230V AC 10A I Δ N=0,01A.
TOOLS AND BOXES EXCLUDED. COLOUR BLUE RAL 5012

ITEM NO. F BL A010 04 04

MULTI PURPOSE PANEL for wood tops

Complete with 2 mounts 936 mm h,
3 perforated back panels 972x304 mm h.
TOOLS, HOOKS AND BOXES EXCLUDED.
COLOUR BLUE RAL 5012



- F.....51
- F.....56
- F.....01
- F.....02



ITEM NO. F BL 7011 01 51

MULTI PURPOSE PANEL mounted to the wall


ITEM NO. F BL 7011 02 51

MULTI PURPOSE PANEL mounted to the support columns

ITEM NO. F BL 7011 03 51

MULTI PURPOSE PANEL mounted to the wooden worktops

Cylinder lock series 45. Load capacity 50 kg.
Overall dim. mm 952x210x810 h.
Usable dim. mm 905x150x581 h.
HOOKS AND TOOLS EXCLUDED. COLOUR BLUE RAL 5012



Steel cover with oil proof rubber coating for multiplex worktops.
See page 77



ITEM NO.	LOAD CAP. KG	THICKNESS MM	DIM. MM
F BI A442 01 04	1000	50	1500x750x850 h
F BI A242 01 04	800	40	1500x750x840 h
F BI A542 01 04	1000	50	1500x800x850 h
F BI A342 01 04	800	40	1500x800x840 h

Bottom shelf item no. F BI 1340 00 00 load capacity: 130 kg
COLOUR BLUE RAL 5012



ITEM NO.	LOAD CAP. KG	THICKNESS MM	DIM. MM
F BI A442 04 04	1000	50	1500x750x850 h
F BI A242 04 04	800	40	1500x750x840 h
F BI A542 04 04	1000	50	1500x800x850 h
F BI A342 04 04	800	40	1500x800x840 h

Bottom shelf item no. F BI 1340 00 00 load capacity: 130 kg
S = normal extension 87% - DRAWERS NORMAL EXTENSION LOAD CAPACITY: 100 kg
COLOUR BLUE RAL 5012



ITEM NO.	LOAD CAP. KG	THICKNESS MM	DIM. MM
F BI A442 10 04	1000	50	1500x750x850 h
F BI A242 10 04	800	40	1500x750x840 h
F BI A542 10 04	1000	50	1500x800x850 h
F BI A342 10 04	800	40	1500x800x840 h

Bottom shelf item no. F BI 1340 00 00 load capacity: 130 kg
S = normal extension 87% - DRAWERS NORMAL EXTENSION LOAD CAPACITY: 60-100 kg
COLOUR BLUE RAL 5012



ITEM NO.	LOAD CAP. KG	THICKNESS MM	DIM. MM
F BI A442 16 04	1500	50	1500x750x850 h
F BI A242 16 04	1500	40	1500x750x840 h
F BI A542 16 04	1500	50	1500x800x850 h
F BI A342 16 04	1500	40	1500x800x840 h

Bottom shelf item no. F BI 0773 01 01 load capacity: 180 kg
S = normal extension 87% - DRAWERS NORMAL EXTENSION LOAD CAPACITY: 100 kg
COLOUR BLUE RAL 5012




ITEM NO.	LOAD CAP. KG	THICKNESS MM	DIM. MM
F BI A442 34 04	1500	50	1500x750x850 h
F BI A242 34 04	1500	40	1500x750x840 h
F BI A542 34 04	1500	50	1500x800x850 h
F BI A342 34 04	1500	40	1500x800x840 h

Bottom shelf item no. F BI 0773 01 01 load capacity: 180 kg
S = normal extension 87% - DRAWERS NORMAL EXTENSION LOAD CAPACITY: 100 kg
PE-S = normal retractable shelf 87% - RETRACTABLE SHELF LOAD CAPACITY: 70 kg
COLOUR BLUE RAL 5012

ITEM NO. F BL A015 01 07

MULTI PURPOSE PANEL for wood tops

Complete with 2 height-adjustable shelves brackets 215-335 mm h,
1 shelf in multiplex 1500x300x20 mm h.
TOOLS AND BOXES EXCLUDED.



ITEM NO. F BL A015 06 04


MULTI PURPOSE PANEL for wood tops

Complete with 2 mounts 632 mm h,
2 perforated back panels 1457x304 mm h.
TOOLS, HOOKS AND BOXES EXCLUDED.
COLOUR BLUE RAL 5012

ITEM NO. F BL A015 07 04

MULTI PURPOSE PANEL for wood tops

Complete with 2 mounts 936 mm h,
3 perforated back panels 1457x304 mm h.
TOOLS, HOOKS AND BOXES EXCLUDED.
COLOUR BLUE RAL 5012



ITEM NO. F BL A115 14 04


MULTI PURPOSE PANEL for wood tops

Complete with 2 mounts 1240 mm h, 1 shelf 1440x320 mm,
1 perforated back panel 1457x304 mm h, 1 pair of carrier arms
with aluminium slide track, 1 additional aluminium slide track, 1
2x36W Philips lamp, 1 pneumatic system, 1 multiple socket box
with cabling complete with 5 Schuko sockets and thermomag-
netic switch 2P 230V AC 10A I Δ N=0,01A , 1 swivel arm with two
joints complete with practibox.
TOOLS, HOOKS AND BOXES EXCLUDED.
COLOUR BLUE RAL 5012

ITEM NO. F BL A115 09 04

MULTI PURPOSE PANEL for wood tops

Complete with 2 mounts 1240 mm h, 1 shelf 1440x320 mm,
1 plain back panel 1457x304 mm h, 1 pair of carrier arms with
aluminium slide track, 1 power panelling with cabling complete
with 9 Schuko sockets and thermomagnetic switch 2P 230V AC
10A I Δ N=0,01A, 1 pair of supports for rear power panelling, 2
230V winders with 10 metres of cable 3x1,5 mm², 1 heavy duty
flying socket 220-250 V 16A 2P+GND and 1 Schuko socket 220-
250V 16A 2P+GND, 1 2x36W Philips lamp.
TOOLS EXCLUDED.



Steel cover with oil proof rubber coating for multiplex worktops.
See page 77



ITEM NO.	LOAD CAP. KG	THICKNESS MM	DIM. MM
F BI A470 01 04	700	50	2000x750x850 h
F BI A270 01 04	500	40	2000x750x840 h
F BI A570 01 04	700	50	2000x800x850 h
F BI A370 01 04	500	40	2000x800x840 h

Bottom shelf item no. F BI 1840 00 00 load capacity: 85 kg
COLOUR BLUE RAL 5012



ITEM NO.	LOAD CAP. KG	THICKNESS MM	DIM. MM
F BI A470 04 04	700	50	2000x750x850 h
F BI A270 04 04	500	40	2000x750x840 h
F BI A570 04 04	700	50	2000x800x850 h
F BI A370 04 04	500	40	2000x800x840 h

Bottom shelf item no. F BI 1840 00 00 load capacity: 85 kg
S = normal extension 87% - DRAWERS NORMAL EXTENSION LOAD CAPACITY: 100 kg
COLOUR BLUE RAL 5012



ITEM NO.	LOAD CAP. KG	THICKNESS MM	DIM. MM
F BI A470 10 04	700	50	2000x750x850 h
F BI A270 10 04	500	40	2000x750x840 h
F BI A570 10 04	700	50	2000x800x850 h
F BI A370 10 04	500	40	2000x800x840 h

Bottom shelf item no. F BI 1840 00 00 load capacity: 85 kg
S = normal extension 87% - DRAWERS NORMAL EXTENSION LOAD CAPACITY: 60-100 kg
COLOUR BLUE RAL 5012



ITEM NO.	LOAD CAP. KG	THICKNESS MM	DIM. MM
F BI A470 16 04	1000	50	2000x750x850 h
F BI A270 16 04	800	40	2000x750x840 h
F BI A570 16 04	1000	50	2000x800x850 h
F BI A370 16 04	800	40	2000x800x840 h

Bottom shelf item no. F BI 1275 01 01 load capacity: 130 kg
S = normal extension 87% - DRAWERS NORMAL EXTENSION LOAD CAPACITY: 100 kg
COLOUR BLUE RAL 5012



ITEM NO.	LOAD CAP. KG	THICKNESS MM	DIM. MM
F BI A470 40 04	1000	50	2000x750x850 h
F BI A270 40 04	800	40	2000x750x840 h
F BI A570 40 04	1000	50	2000x800x850 h
F BI A370 40 04	800	40	2000x800x840 h


Bottom shelf item no. F BI 1275 01 01 load capacity: 130 kg
S = normal extension 87% - DRAWERS NORMAL EXTENSION LOAD CAPACITY: 100 kg
PE-S = normal retractable shelf 87% - RETRACTABLE SHELF LOAD CAPACITY: 70 kg
COLOUR BLUE RAL 5012

ITEM NO. F BL A020 01 07

MULTI PURPOSE PANEL for wood tops

Complete with 2 height-adjustable shelves brackets 215-335 mm h, 1 shelf in multiplex 2000x300x20 mm h.

TOOLS AND BOXES EXCLUDED.




ITEM NO. F BL A020 05 04

MULTI PURPOSE PANEL for wood tops

Complete with 3 mounts 632 mm h, 2 shelves 955x320 mm, 2 perforated back panels 972x304 mm h.

TOOLS, HOOKS AND BOXES EXCLUDED.

COLOUR BLUE RAL 5012




ITEM NO. F BL A020 07 04

MULTI PURPOSE PANEL for wood tops

Complete with 3 mounts 632 mm h, 4 perforated back panels 972x304 mm h.

TOOLS AND HOOKS EXCLUDED.

COLOUR BLUE RAL 5012



ITEM NO. F BL A120 20 04

MULTI PURPOSE PANEL for wood tops

Complete with 3 mounts 1240 mm h, 5 perforated back panels 972x304 mm h, 1 carrier arm assembly with aluminium slide track, 1 roller shutter cabinet, 1 multiple socket box with cabling complete with 5 Schuko sockets and thermomagnetic switch 2P 230V AC 10A I Δ N=0,01A, 1 2x36W Philips lamp.

TOOLS, HOOKS AND BOXES EXCLUDED.

COLOUR BLUE RAL 5012


ITEM NO. F BL A120 13 04

MULTI PURPOSE PANEL for wood tops

Complete with 3 mounts 1240 mm h, 1 shelf 955x220 mm, 1 shelf 955x320 mm, 4 perforated back panels 972x304 mm h, 1 carrier arm assembly with aluminium slide track, 1 2x36W Philips lamp, 1 multiple socket box with cabling complete with 5 Schuko sockets and thermomagnetic switch 2P 230V AC 10A I Δ N=0,01A.

TOOLS, HOOKS AND BOXES EXCLUDED.

COLOUR BLUE RAL 5012



Steel cover with oil proof rubber coating for multiplex worktops.
See page 77



ITEM NO.	LOAD CAP. KG	THICKNESS MM	DIM. MM
F BI A484 01 04	1000	50	2500x750x850 h
F BI A284 01 04	800	40	2500x750x840 h
F BI A584 01 04	1000	50	2500x800x850 h
F BI A384 01 04	800	40	2500x800x840 h

Bottom shelf item no. F BI 2100 00 00 load capacity: 260 kg
COLOUR BLUE RAL 5012



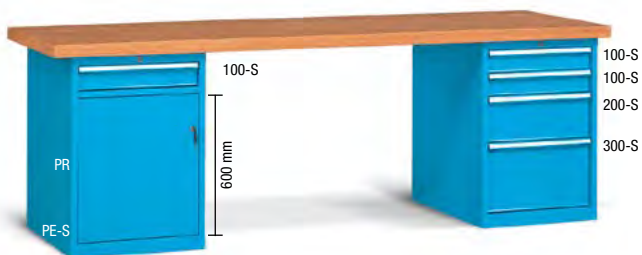
ITEM NO.	LOAD CAP. KG	THICKNESS MM	DIM. MM
F BI A484 04 04	1000	50	2500x750x850 h
F BI A284 04 04	800	40	2500x750x840 h
F BI A584 04 04	1000	50	2500x800x850 h
F BI A384 04 04	800	40	2500x800x840 h

Bottom shelf item no. F BI 2100 00 00 load capacity: 260 kg
S = normal extension 87%
DRAWERS NORMAL EXTENSION LOAD CAPACITY: 60-100 kg
COLOUR BLUE RAL 5012



ITEM NO.	LOAD CAP. KG	THICKNESS MM	DIM. MM
F BI A484 46 04	1000	50	2500x750x850 h
F BI A284 46 04	800	40	2500x750x840 h
F BI A584 46 04	1000	50	2500x800x850 h
F BI A384 46 04	800	40	2500x800x840 h

Bottom shelf item no. F BI 2110 01 01 load capacity: 260 kg
With 4 Schuko sockets 220-250V 10A 2P+GND and thermomagnetic switch 2P 230V Ac 10A, cabled
S = normal extension 87%
DRAWERS NORMAL EXTENSION LOAD CAPACITY: 60-100 kg
COLOUR BLUE RAL 5012



ITEM NO.	LOAD CAP. KG	THICKNESS MM	DIM. MM
F BI A484 28 04	1000	50	2500x750x850 h
F BI A284 28 04	800	40	2500x750x840 h
F BI A584 28 04	1000	50	2500x800x850 h
F BI A384 28 04	800	40	2500x800x840 h

Bottom shelf item no. F BI 1210 02 01 load capacity: 130 kg
S = normal extension 87% - DRAWERS NORMAL EXTENSION LOAD CAPACITY: 100 kg
PE-S = normal retractable shelf 87% - RETRACTABLE SHELF LOAD CAPACITY: 70 kg
PR = adjustable shelf
COLOUR BLUE RAL 5012

ITEM NO. F BL A025 02 07

MULTI PURPOSE PANEL for wood tops


Complete with 3 height-adjustable shelves brackets
215-335 mm h, 1 shelf in multiplex 2500x300x20 mm h.
TOOLS AND BOXES EXCLUDED.



ITEM NO. F BL A025 06 04

MULTI PURPOSE PANEL for wood tops


Complete with 3 mounts 632 mm h,
1 shelf 1440x220 mm,
1 shelf 955x220 mm,
1 perforated back panel 972x304 mm h,
1 perforated back panel 1457x304 mm h.
TOOLS, HOOKS AND BOXES EXCLUDED.
COLOUR BLUE RAL 5012



ITEM NO. F BL A025 08 04

MULTI PURPOSE PANEL for wood tops

Complete with 3 mounts 936 mm h,
3 perforated back panels 972x304 mm h,
3 perforated back panels 1457x304 mm h.
TOOLS, HOOKS AND BOXES EXCLUDED.
COLOUR BLUE RAL 5012




ITEM NO. F BL A125 11 04

MULTI PURPOSE PANEL for wood tops

Complete with 3 mounts 1240 mm h,
1 shelf 1440x320 mm, 1 shelf 955x320 mm, 1 shelf
1440x220 mm, 2 perforated back panels 972x304
mm h, 1 perforated back panel 1457x304 mm h, 1
carrier arm assembly with aluminium slide track, 1
2x36W Philips lamp, 1 multiple socket box with cabling
complete with 5 Schuko sockets and thermomagnetic
switch 2P 230V AC 10A I Δ N=0,01A.
TOOLS, HOOKS AND BOXES EXCLUDED.
COLOUR BLUE RAL 5012





Steel cover with oil proof rubber coating for multiplex worktops.
See page 77



ITEM NO.	LOAD CAP. KG	THICKNESS MM	DIM. MM
F BI A498 01 04	800	50	3000x750x850 h
F BI A598 01 04	800	50	3000x800x850 h

Bottom shelf item no. F BI 2690 00 00 load capacity: 210 kg
COLOUR BLUE RAL 5012



50-S
100-S
150-S

ITEM NO.	LOAD CAP. KG	THICKNESS MM	DIM. MM
F BI A498 04 04	800	50	3000x750x850 h
F BI A598 04 04	800	50	3000x800x850 h


Bottom shelf item no. F BI 2690 00 00 load capacity: 210 kg
S = normal extension 87%
DRAWERS NORMAL EXTENSION LOAD CAPACITY: 60-100 kg
COLOUR BLUE RAL 5012



100-S
150-S

ITEM NO.	LOAD CAP. KG	THICKNESS MM	DIM. MM
F BI A498 22 04	800	50	3000x750x850 h
F BI A598 22 04	800	50	3000x800x850 h

Bottom shelf item no. F BI 2510 01 01 load capacity: 210 kg
S = normal extension 87% - DRAWERS NORMAL EXTENSION LOAD CAPACITY: 100 kg
PE-S = normal retractable shelf 87% - RETRACTABLE SHELF LOAD CAPACITY: 70 kg
COLOUR BLUE RAL 5012



50-S
100-S
100-S
150-S
300-S

75-S
75-S
100-S
100-S
150-S
200-S

ITEM NO.	LOAD CAP. KG	THICKNESS MM	DIM. MM
F BI A498 16 04	1500	50	3000x750x850 h
F BI A598 16 04	1500	50	3000x800x850 h

Bottom shelf item no. F BI 1710 02 01 load capacity: 360 kg
S = normal extension 87% - DRAWERS NORMAL EXTENSION LOAD CAPACITY: 60-100 kg
COLOUR BLUE RAL 5012

ITEM NO. F BL A030 02 07

MULTI PURPOSE PANEL for wood tops
 Complete with 3 height-adjustable shelves brackets
 215-335 mm h, 1 shelf in multiplex 3000x300x20 mm h.
 TOOLS AND BOXES EXCLUDED.




ITEM NO. F BL A030 03 04

MULTI PURPOSE PANEL for wood tops
 Complete with 3 mounts 632 mm h,
 2 shelves 1440x220 mm, 2 shelves 1440x320 mm.
 TOOLS, HOOKS AND BOXES EXCLUDED.
 COLOUR BLUE RAL 5012



ITEM NO. F BL A030 07 04

MULTI PURPOSE PANEL for wood tops
 Complete with 3 mounts 632 mm h,
 4 perforated back panels 1457x304 mm h.
 TOOLS, HOOKS AND BOXES EXCLUDED.
 COLOUR BLUE RAL 5012



ITEM NO. F BL A130 11 04

MULTI PURPOSE PANEL for wood tops
 Complete with 3 mounts 1240 mm h, 3 perforated
 back panels 1457x304 mm h, 2 shelves 1440x320 mm,
 1 carrier arm assembly with aluminium slide track, 1
 2x36W Philips lamp, 1 pair of supports for rear power
 panelling, 1 power panelling with cabling complete
 with 9 Schuko sockets and thermomagnetic switch 2P
 230V AC 10A I Δ N=0,01A.
 TOOLS, HOOKS AND BOXES EXCLUDED.
 COLOUR BLUE RAL 5012





ITEM NO.	LOAD CAP. KG	THICKNESS MM	DIM. MM
F BF 1505 01 04	1000	50	2400/2775x850 h
F BF 1405 01 04	800	40	2400/2775x840 h

Including: 1 multiplex worktop, 6 drawer units each with 5 normal extension 27x36 Eh drawers.
S = normal extension 87%

DRAWERS NORMAL EXTENSION LOAD CAPACITY: 60-100 kg. COLOUR BLUE RAL 5012



ITEM NO. F BF 8145 01 04

POWER TOWER Including: 6 multiple socket boxes 1 thermomagnetic switch 2P 230V AC 16A I Δ N=0,03A, 16 Schuko sockets 220-250V 16 A 2P+T.

DIMENSIONS: 800/922x230 mm h.


Attention: uncabled towers. COLOUR BLUE RAL 5012



ITEM NO. F BF 8145 02 04

POWER TOWER Including: 6 multiple socket boxes 1 thermomagnetic switch 2P 230V AC 16A I Δ N=0,03A, 11 Schuko sockets 220-250V 16 A 2P+T, 5 heavy-duty sockets 220-250V 16A 2P+T. **DIMENSIONS:** 800/922x230 mm h.


Attention: uncabled towers. COLOUR BLUE RAL 5012



ITEM NO. F BF 1505 S1 04

Dim. 2775/2400x850 mm h Ral 5012

tools and drawer partitioning sets excluded.



Steel cover with oil proof rubber coating for multiplex worktops.
See page 77



ITEM NO.	LOAD CAP. KG	DIM. MM
F CA C228 02 04	240	1300x750x840 h
F CA C242 02 04	240	1500x750x840 h
F CA C270 02 04	220	2000x750x840 h
F CA C328 02 04	240	1300x800x840 h
F CA C342 02 04	240	1500x800x840 h
F CA C370 02 04	220	2000x800x840 h

Complete with: 2 standard rubber swivel wheels with brakes and 2 standard rubber fixed wheels Ø125 mm. 40 mm thickness multiplex worktop.
COLOUR BLUE RAL 5012



ITEM NO.	LOAD CAP. KG	DIM. MM
F CA C228 03 04	220	1300x750x840 h
F CA C328 03 04	220	1300x800x840 h

Complete with: 2 standard rubber swivel wheels with brakes and 2 standard rubber fixed wheels Ø125 mm. 40 mm thickness multiplex worktop.
S = normal extension 87%
DRAWERS NORMAL EXTENSION LOAD CAPACITY: 100 kg
COLOUR BLUE RAL 5012




ITEM NO.	LOAD CAP. KG	DIM. MM
F CA C242 04 04	200	1500x750x840 h
F CA C270 04 04	180	2000x750x840 h
F CA C342 04 04	200	1500x800x840 h
F CA C370 04 04	180	2000x800x840 h

Complete with: 2 standard rubber swivel wheels with brakes and 2 standard rubber fixed wheels Ø125 mm. 40 mm thickness multiplex worktop.
S = normal extension 87%
DRAWERS NORMAL EXTENSION LOAD CAPACITY: 60-100 kg
COLOUR BLUE RAL 5012



ITEM NO. RAISED SIDE	FOR WORKTOP:	DIM. MM
F BL 5610 00 00	750 mm	762x12x100 h
F BL 5635 00 00	750 mm	770x20x150 h
F BL 5645 00 00	750 mm	770x20x200 h
F BL 5630 00 00	800 mm	812x12x100 h
F BL 5640 00 00	800 mm	820x20x150 h
F BL 5650 00 00	800 mm	820x20x200 h

ITEM NO. RAISED BACK	FOR WORKTOP:	DIM. MM
F BL 5720 00 00	1300 mm	1300x12x100 h
F BL 5790 00 00	1300 mm	1300x20x150 h
F BL 5860 00 00	1300 mm	1300x20x200 h
F BL 5730 00 00	1500 mm	1500x12x100 h
F BL 5800 00 00	1500 mm	1500x20x150 h
F BL 5870 00 00	1500 mm	1500x20x200 h
F BL 5750 00 00	2000 mm	2000x12x100 h
F BL 5820 00 00	2000 mm	2000x20x150 h
F BL 5890 00 00	2000 mm	2000x20x200 h



WORKSTATION LOAD CAPACITY: 250 KG
 DRAWER LOAD CAPACITY: 70 KG
 ADJUSTABLE SHELF LOAD CAPACITY: 70 KG
 RETRACTABLE SHELF LOAD CAPACITY: 70 KG
 4 EDGED TRAY LOAD CAPACITY: 70 KG
 WORKTOP LOAD CAPACITY: 250 KG

T = full extension 100%
 VR= height adjustable 4 edged tray
 PR= height adjustable shelf

ITEM NO. F CB H320 01 04

MOBILE WORKSTATION with multiplex worktop complete with:
 2 standard rubber swivel wheels with brakes and 2 standard rubber fixed wheels Ø 150 mm, 4 full extension drawers, 2 height adjustable shelves, 1 lock with anti-tilt rod
DIMENSIONS: 937x600x910 mm h
 Multiplex worktop dim.: 860x600x25 mm h
COLOUR BLUE RAL 5012



ITEM NO. F CB H320 04 04

MOBILE WORKSTATION with multiplex worktop complete with:
 2 standard rubber swivel wheels with brakes and 2 standard rubber fixed wheels Ø 150 mm, 4 full extension drawers, 2 height adjustable 4 edged trays, 1 lock with anti-tilt rod.
DIMENSIONS: 937x600x910 mm h
 Multiplex worktop dim.: 860x600x25 mm h
COLOUR BLUE RAL 5012

ITEM NO. F CB H330 01 04

MOBILE WORKSTATION with multiplex worktop complete with:
 2 standard rubber swivel wheels with brakes and 2 standard rubber fixed wheels Ø 150 mm, 4 full extension drawers, 2 height adjustable shelves, 4 Practibox drawer unit, 1 lock with anti-tilt rod.
DIMENSIONS: 1072x600x910 mm h
 Multiplex worktop dim.: 995x600x25 mm h
COLOUR BLUE RAL 5012



ITEM NO. F BL 5595 00 00

RAISED SIDE for multiplex worktop
 dim. 860x600x25 mm h and dim. 995x600x25 mm h



ITEM NO. F BL 5690 00 00

RAISED BACK for multiplex worktop
 dim. 860x600x25 mm h

ITEM NO. F BL 5705 00 00

RAISED BACK for multiplex worktop
 dim. 995x600x25 mm h



ITEM NO. F CB H320 S1 08

Mobile workstation dim. 937x600x910/985 mm h.
 Ral 7035. Complete with 5 drawers, 1 tray with 4 edges,
 3 storage containers, 1 raised back, 2 raised sides.
 Tools and partitioning material excluded.



WORKSTATION LOAD CAPACITY: 250 KG
 DRAWER LOAD CAPACITY: 70 KG
 ADJUSTABLE SHELF LOAD CAPACITY: 70 KG
 RETRACTABLE SHELF LOAD CAPACITY: 70 KG
 4 EDGED TRAY LOAD CAPACITY: 70 KG
 WORKTOP LOAD CAPACITY: 250 KG

T = full extension 100%
 VR= height adjustable 4 edged tray
 PR= height adjustable shelf
 PE= full extension retractable shelf (100 %)

ITEM NO. F CB H420 01 04

MOBILE WORKSTATION with multiplex worktop complete with:
 2 standard rubber swivel wheels with brakes and 2 standard rubber fixed wheels Ø 150 mm, 4 full extension drawers, 2 height adjustable shelves, 1 lock with anti-tilt rod.
DIMENSIONS: 1072x600x910 mm h
 Multiplex worktop dim.: 995x600x25 mm h
COLOUR BLUE RAL 5012



ITEM NO. F CB H420 03 04

MOBILE WORKSTATION with multiplex worktop complete with:
 2 standard rubber swivel wheels with brakes and 2 standard rubber fixed wheels Ø 150 mm, 4 full extension drawers, 2 full retractable shelves, 2 locks with anti-tilt rod.
DIMENSIONS: 1072x600x910 mm h
 Multiplex worktop dim.: 995x600x25 mm h
COLOUR BLUE RAL 5012

ITEM NO. F CB H420 04 04

MOBILE WORKSTATION with multiplex worktop complete with:
 2 standard rubber swivel wheels with brakes and 2 standard rubber fixed wheels Ø 150 mm, 4 full extension drawers, 2 height adjustable 4 edged trays, 1 lock with anti-tilt rod.
DIMENSIONS: 1072x600x910 mm h
 Multiplex worktop dim.: 995x600x25 mm h
COLOUR BLUE RAL 5012



ITEM NO. F BL 5595 00 00

RAISED SIDE for multiplex worktop
 dim. 995x600x25 mm h



ITEM NO. F BL 5705 00 00

RAISED BACK for multiplex worktop
 dim. 995x600x25 mm h



ITEM NO. F CB H440 S1 01

Mobile workstation dim. 1070x600x907 mm h.
 Ral 7000. Complete with 4 drawers, 2 adjustable shelves, 2 storage containers, 2 tops with 4 edges.
 Tools and partitioning material excluded.



WORKSTATION LOAD CAPACITY: 250 KG
 DRAWER LOAD CAPACITY: 70 KG
 ADJUSTABLE SHELF LOAD CAPACITY: 70 KG
 RETRACTABLE SHELF LOAD CAPACITY: 70 KG
 4 EDGED TRAY LOAD CAPACITY: 70 KG
 WORKTOP LOAD CAPACITY: 250 KG

T = full extension 100%
 VR= height adjustable 4 edged tray
 PR= height adjustable shelf
 PE= full extension retractable shelf (100%)

ITEM NO. F CB H510 01 04

MOBILE WORKSTATION with multiplex worktop complete with:
 2 standard rubber swivel wheels with brakes and 2 standard rubber fixed wheels Ø 150 mm, 4 full extension drawers, 2 height adjustable shelves, 1 lock with anti-tilt rod.
DIMENSIONS: 1227x700x915 mm h.
 Multiplex worktop dim.: 1150x700x30 mm h.
COLOUR BLUE RAL 5012



ITEM NO. F CB H510 03 04

MOBILE WORKSTATION with multiplex worktop complete with:
 2 standard rubber swivel wheels with brakes and 2 standard rubber fixed wheels Ø 150 mm, 4 full extension drawers, 2 full retractable shelves, 2 locks with anti-tilt rod.
DIMENSIONS: 1227x700x915 mm h.
 Multiplex worktop dim.: 1150x700x30 mm h.
COLOUR BLUE RAL 5012

ITEM NO. F CB H510 04 04

MOBILE WORKSTATION with multiplex worktop complete with:
 2 standard rubber swivel wheels with brakes and 2 standard rubber fixed wheels Ø 150 mm, 4 full extension drawers, 2 height adjustable 4 edged trays, 1 lock with anti-tilt rod.
DIMENSIONS: 1227x700x915 mm h.
 Multiplex worktop dim.: 1150x700x30 mm h.
COLOUR BLUE RAL 5012



ITEM NO. F BL 5605 00 00

RAISED SIDE for multiplex worktop
 dim. 1150x700x30 mm h



ITEM NO. F BL 5715 00 00

RAISED BACK for multiplex worktop
 dim. 1150x700x30 mm h



ITEM NO. F CB H510 S1 56

Mobile workstation dim. 1227x700x915 mm h.
 Ral 7035+7000. Complete with 2 doors, 8 adjustable shelves, 8 Tecno Store toolcases with plastic boxes, 2 retractable shelves, 6 Multibox boxes. Tools excluded.



WORKSTATION LOAD CAPACITY: 250 KG
 DRAWER LOAD CAPACITY: 70 KG
 ADJUSTABLE SHELF LOAD CAPACITY: 70 KG
 RETRACTABLE SHELF LOAD CAPACITY: 70 KG
 4 EDGED TRAY LOAD CAPACITY: 70 KG
 WORKTOP LOAD CAPACITY: 250 KG

T = full extension 100%
 VR= height adjustable 4 edged tray
 PR= height adjustable shelf
 PE= full extension retractable shelf (100%)

ITEM NO. F CB H610 01 04

MOBILE WORKSTATION with multiplex worktop complete with:
 2 standard rubber swivel wheels with brakes and 2 standard rubber fixed wheels Ø 150 mm, 4 full extension drawers, 2 height adjustable shelves, 1 lock with anti-tilt rod.
DIMENSIONS: 1227x700x915 mm h.
 Multiplex worktop dim.: 1150x700x30 mm h.
COLOUR BLUE RAL 5012



ITEM NO. F CB H610 03 04

MOBILE WORKSTATION with multiplex worktop complete with:
 2 standard rubber swivel wheels with brakes and 2 standard rubber fixed wheels Ø 150 mm, 4 full extension drawers, 2 full retractable shelves, 2 locks with anti-tilt rod.
DIMENSIONS: 1227x700x915 mm h.
 Multiplex worktop dim.: 1150x700x30 mm h.
COLOUR BLUE RAL 5012

ITEM NO. F CB H610 04 04

MOBILE WORKSTATION with multiplex worktop complete with:
 2 standard rubber swivel wheels with brakes and 2 standard rubber fixed wheels Ø 150 mm, 4 full extension drawers, 2 height adjustable 4 edged trays, 1 lock with anti-tilt rod.
DIMENSIONS: 1227x700x915 mm h.
 Multiplex worktop dim.: 1150x700x30 mm h.
COLOUR BLUE RAL 5012



ITEM NO. F BL 5605 00 00

RAISED SIDE for multiplex worktop dim. 1150x700x30 mm h



ITEM NO. F BL 5715 00 00

RAISED BACK for multiplex worktop dim. 1150x700x30 mm h

ITEM NO. F CB H610 S1 50

Mobile workstation dim. 1227x700x915/1335 mm h. Ral 7035+5012. Complete with 4 drawers, 1 electric system, 1 pneumatic system, 1 flap door, 1 door, 1 retractable shelf, 1 multi-purpose back panel with accessories. Tools excluded.





ITEM NO.	LOAD CAP. KG	THICKNESS MM	DIM. MM
F BR 2242 01 51	1000	40	1500x750x865 h

T = full extension 100%
DRAWERS FULL EXTENSION LOAD CAPACITY: 70 kg
COLOUR BLUE RAL 5012 + GREY RAL 7000




ITEM NO.	LOAD CAP. KG	THICKNESS MM	DIM. MM
F BR 2243 01 51	1000	40	2000x750x865 h

T = full extension 100%
DRAWERS FULL EXTENSION LOAD CAPACITY: 70 kg
COLOUR BLUE RAL 5012 + GREY RAL 7000



ITEM NO.	LOAD CAP. KG	THICKNESS MM	DIM. MM
F BR 2242 03 51	1000	40	1500x750x865 h

T = full extension 100%
DRAWERS FULL EXTENSION LOAD CAPACITY: 70 kg
COLOUR BLUE RAL 5012 + GREY RAL 7000




ITEM NO.	LOAD CAP. KG	THICKNESS MM	DIM. MM
F BR 2243 05 51	1000	40	2000x750x865 h

T = full extension 100%
DRAWERS FULL EXTENSION LOAD CAPACITY: 70 kg
COLOUR BLUE RAL 5012 + GREY RAL 7000




ITEM NO.	LOAD CAP. KG	THICKNESS MM	DIM. MM
F BR 2242 05 51	1000	40	1500x750x865 h

T = full extension 100%
DRAWERS FULL EXTENSION LOAD CAPACITY: 70 kg
COLOUR BLUE RAL 5012 + GREY RAL 7000



ITEM NO.	LOAD CAP. KG	THICKNESS MM	DIM. MM
F BR 2243 09 51	1000	40	2000x750x865 h

T = full extension 100%
DRAWERS FULL EXTENSION LOAD CAPACITY: 70 kg
COLOUR BLUE RAL 5012 + GREY RAL 7000



ITEM NO.	LOAD CAP. KG	THICKNESS MM	DIM. MM
F BR 2244 03 51	2000	40	2500x750x865 h

T = full extension 100%

DRAWERS FULL EXTENSION LOAD CAPACITY: 70 kg

COLOUR BLUE RAL 5012 + GREY RAL 7000



ITEM NO.	LOAD CAP. KG	THICKNESS MM	DIM. MM
F BR 2245 01 51	2000	40	3000x750x865 h

T = full extension 100%

DRAWERS FULL EXTENSION LOAD CAPACITY: 70 kg

COLOUR BLUE RAL 5012 + GREY RAL 7000



ITEM NO.	LOAD CAP. KG	THICKNESS MM	DIM. MM
F BR 2244 04 51	2000	40	2500x750x865 h

T = full extension 100%

DRAWERS FULL EXTENSION LOAD CAPACITY: 70 kg

COLOUR BLUE RAL 5012 + GREY RAL 7000




ITEM NO.	LOAD CAP. KG	THICKNESS MM	DIM. MM
F BR 2245 02 51	2000	40	3000x750x865 h

T = full extension 100%

DRAWERS FULL EXTENSION LOAD CAPACITY: 70 kg

COLOUR BLUE RAL 5012 + GREY RAL 7000

STEEL COVER WITH OIL PROOF RUBBER COATING FOR MULTIPLEX WORKTOPS



This rubber is between 1.2 and 1.5 mm thickness. The rubber-coated electrogalvanised steel sheet featuring a L-shaped profile at the two long sides, can also be supplied separately. It is easy to be fitted as no screws are required.

WORKTOP DIMENSION MM	HEIGHT OF COVER		
	33 MM	43 MM	53 MM
1024x750	-	F BL 2630 00 07	-
1024x800	-	-	F BL 2835 00 07
1300x750	-	F BL 2645 00 07	F BL 2845 00 07
1300x800	-	F BL 2650 00 07	F BL 2850 00 07
1500x750	-	F BL 2660 00 07	F BL 2860 00 07
1500x800	F BL 2465 00 07	F BL 2665 00 07	F BL 2865 00 07
2000x750	-	F BL 2690 00 07	F BL 2890 00 07
2000x800	F BL 2495 00 07	F BL 2695 00 07	F BL 2895 00 07
2500x750	-	F BL 2705 00 07	F BL 2905 00 07
2500x800	-	F BL 2710 00 07	F BL 2910 00 07
3000x750	-	F BL 2720 00 07	F BL 2920 00 07
3000x800	-	F BL 2725 00 07	F BL 2925 00 07

Steel cover with oil proof rubber coating for multiplex worktops

SET OF SUPPORT COLUMNS WITH BOTH SIDE DUAL SLOTS FOR STEEL WORKTOPS LENGTH 1500 MM



X 2

ITEM NO.
F BL 7530 15 99
Set of 2 support columns
with both side dual slots
height 634 mm for 2 panels
Load capacity: 50 kg



X 2

ITEM NO.
F BL 7535 15 99
Set of 2 support columns
with both side dual slots
height 938 mm for 3 panels
Load capacity: 50 kg



X 2

ITEM NO.
F BL 7540 15 99
Set of 2 support columns
with both side dual slots
height 1242 mm for 4 panels
Load capacity: 50 kg

SET OF SUPPORT COLUMNS WITH BOTH SIDE DUAL SLOTS FOR STEEL WORKTOPS LENGTH 2000 MM



X 3

ITEM NO.
F BL 7530 20 99
Set of 3 support columns
with both side dual slots
height 634 mm for 2 panels
Load capacity: 50 kg



X 3

ITEM NO.
F BL 7535 20 99
Set of 3 support columns
with both side dual slots
height 938 mm for 3 panels
Load capacity: 50 kg



X 3

ITEM NO.
F BL 7540 20 99
Set of 3 support columns
with both side dual slots
height 1242 mm for 4 panels
Load capacity: 50 kg

SUPPORT COLUMNS WITH BOTH SIDE DUAL SLOTS FOR WOODEN WORKTOPS



ITEM NO.
F BL 7530 00 99
Support column with both side dual
slots height 634 mm for 2 panels
Load capacity: 50 kg



ITEM NO.
F BL 7535 00 99
Support column with both side dual
slots height 938 mm for 3 panels
Load capacity: 50 kg



ITEM NO.
F BL 7540 00 99
Support column with both
side dual slots height 1242
mm for 4 panels
Load capacity: 50 kg

SHELF FOR MULTI-PURPOSE PANELS LENGTH 1000 MM



Height-adjustable tilting shelf in 2 positions with front or rear edge available in 4 dimensions:

955x220 mm 955x320 mm 955x420 mm 955x600 mm

ITEM NO.	DEPTH OF SHELF mm	LOAD CAP. KG
F BL 7750 00 04	220	50
F BL 7755 00 04	320	50
F BL 7760 00 04	420	50
F BL 7762 00 04	600	50

■ 01 ■ 02 ■ 04 ■ 08 ■ 99

SHELF FOR MULTI-PURPOSE PANELS LENGTH 1500 MM




Height-adjustable tilting shelf in 2 positions with front or rear edge available in 3 dimensions:

1440x220 mm 1440x320 mm 1440x420 mm

ITEM NO.	DEPTH OF SHELF mm	LOAD CAP. KG
F BL 7795 00 04	220	50
F BL 7800 00 04	320	50
F BL 7805 00 04	420	50

■ 01 ■ 02 ■ 04 ■ 08 ■ 99

PERFORATED PANEL



Perforated panel equipped for fixing the support columns with both side dual slots, available in two sizes:

973x304 mm h for length 1000 mm
1458x304 mm h for length 1500 mm

ITEM NO.	LENGTH OF PANEL mm	LOAD CAP. KG
F BL 7620 00 04	973	25
F BL 7635 00 04	1458	25

■ 01 ■ 02 ■ 04 ■ 08

PLAIN PANEL




Plain panel equipped for fixing the support columns with both side dual slots, available in two sizes:

973x304 mm h for length 1000 mm
1458x304 mm h for length 1500 mm

ITEM NO.	LENGTH OF PANEL mm
F BL 7670 00 04	973
F BL 7685 00 04	1458

■ 01 ■ 02 ■ 04 ■ 08

PAIR OF CARRIER ARMS WITH ALUMINIUM SLIDE TRACK LENGTH 1000/1500 mm




Pair of carrier arms with slide track depth 750 mm for length 1000-1500 mm. Includes 2 carrier arms (ref. G), 1 pair of plastic end connectors (ref. A+B) and 1 aluminium track (ref. H).

ITEM NO.	LENGTH OF SLIDE TRACK mm	LOAD CAP. KG
F BL 9810 01 54	1000	10
F BL 9815 01 54	1500	10

RAL 7000 + Aluminium F.. ...52
 RAL 5012 + Aluminium F.. ...54
 RAL 6011 + Aluminium F.. ...53
 RAL 7035 + Aluminium F.. ...55

CARRIER ARMS ASSEMBLY WITH ALUMINIUM SLIDE TRACK LENGTH 2000/2500/3000 mm




Carrier arms assembly with slide track depth 750 mm for length 2000-2500-3000 mm. Includes 3 carrier arms (ref. G), 1 pair of plastic end connectors (ref. A+B), 1 plastic junction connector (ref. C) and 2 aluminium tracks (ref. H).

ITEM NO.	LENGTH OF SLIDE TRACK mm	LOAD CAP. KG
F BL 9820 01 54	2000	10
F BL 9825 01 54	2500	10
F BL 9830 01 54	3000	10

RAL 7000 + Aluminium F.. ...52
 RAL 5012 + Aluminium F.. ...54
 RAL 6011 + Aluminium F.. ...53
 RAL 7035 + Aluminium F.. ...55

CARRIER ARMS ASSEMBLY WITH ALUMINIUM SLIDE TRACK LENGTH 3000 mm



Carrier arms assembly with slide track depth 750 mm for length 3000 mm. Includes 4 carrier arms (ref. G), 1 pair of plastic end connectors (ref. A+B), 2 plastic junction connectors (ref. C) and 3 aluminium tracks (ref. H).

ITEM NO.	LENGTH OF SLIDE TRACK mm	LOAD CAP. KG
F BL 9830 02 54	3000	10

RAL 7000 + Aluminium F.. ...52
 RAL 5012 + Aluminium F.. ...54
 RAL 6011 + Aluminium F.. ...53
 RAL 7035 + Aluminium F.. ...55

ADDITIONAL ALUMINIUM SLIDE TRACK WITH CONNECTORS

Additional aluminium slide track with connectors. The slide tracks with length **2000-2500-3000** are supplied in various sections.




ITEM NO.	LENGTH OF SLIDE TRACK mm
F BL 9810 10 00	1000
F BL 9815 10 00	1500
F BL 9820 10 00	2000
F BL 9825 10 00	2500
F BL 9830 10 00	3000*
F BL 9830 11 00	3000**

*additional alumin. slide track for assembly with 3 supports

**additional alumin. slide track for assembly with 4 supports

CONNECTORS



ITEM NO.	REFERENCE
F BL 9841 00 07	A+B
F BL 9840 00 07	C
F BL 9842 00 07	D+E+F

The set of connectors (ref. D+E+F) is used when the tracks of several workstations have to be joined together for the transit of the trolley. The slide track (ref. E) is 60 mm in length.

ROLLER SHUTTER CABINET



ITEM NO.	FIXING TYPE	CYLINDER LOCK	LOAD CAP. KG
F BL 7011 01 51	to the wall	series 45	50
F BL 7011 02 51	to the support columns	series 45	50
F BL 7011 03 51	to the wooden worktops	series 45	50

Overall dimensions mm 952x210x810 h. Usable dimensions mm 905x150x581 h

Hooks and tools excluded

■ 01 ■ 02 ■ 51 ■ 56



ITEM NO.	FIXING TYPE	CYLINDER LOCK	LOAD CAP. KG
F BL 7021 01 51	to the wall	series 45	50
F BL 7021 03 51	to the wooden worktops	series 45	50

Overall dimensions mm 952x210x1115 h. Usable dimensions mm 905x150x885 h

Hooks and tools excluded

■ 01 ■ 02 ■ 51 ■ 56

WINDER



ITEM NO. **F BL 9601 01 07**

IP42 230V winder with 10 metres of cable 3x1,5 mm² complete with a heavy duty flying socket 220-250V 16A 2P+GND and a Schuko socket 220-250V 10A 2P+GND.

The winder is fitted with a bracket for connection to the support columns with dual slots.

Power output:

with cable wound up 1200W

with cable unwound 1800W



PHILIPS LAMP IP 66

Structure: Casing in polyester, cover in transparent polycarbonate



2x18 W

ITEM NO. F BL 9905 00 00

Dim. mm 700x140x85 h

FIXING MATERIAL INCLUDED

Technical specifications of lamp:

Protected to: IP 66

Neon: 2x18W

Electrical input: 230V/50Hz


Plug: Schuko

Length of cable: 4 metres

Tonality: 4000K

Colour rendering (Ra): 80-89

Structure: Casing in polyester, cover in transparent polycarbonate



2x36 W

ITEM NO. F BL 9910 00 00

Dim. mm 1300x165x95 h

FIXING MATERIAL INCLUDED

Technical specifications of lamp:

Protected to: IP 66

Neon: 2x36W

Electrical input: 230V/50Hz

Plug: Schuko

Length of cable: 4 metres

Tonality: 4000K

Colour rendering (Ra): 80-89

Structure: Casing in polyester, cover in transparent polycarbonate



2x58 W

ITEM NO. F BL 9915 00 00

Dim. mm 1600x165x95 h

FIXING MATERIAL INCLUDED

Technical specifications of lamp:

Protected to: IP 66

Neon: 2x58W

Electrical input: 230V/50Hz

Plug: Schuko

Length of cable: 4 metres

Tonality: 4000K

Colour rendering (Ra): 80-89

ITEM NO. F BL 9921 00 08

FOR LAMP 2x18 W

ITEM NO. F BL 9922 00 08

FOR LAMP 2x36 W

ANTI-GLARE HOOD FOR PHILIPS LAMP



ITEM NO. F BL 9960 00 00

Length: 1090 mm. Ø 70 mm

FIXING MATERIAL INCLUDED

Technical specifications of lamp:

Protected to: IP 67

Neon: 2x36W

Electrical input: 230V/50Hz

Plug: Schuko

Length of cable: 4 metres

Tonality: 4000K

Colour rendering (Ra): 80-89

WALDMANN LAMP 2X36 W IP 67

Structure: Glass tube, parabolic diffuser



ITEM NO. F BL 9930 00 08

Dim. mm 910x90x105

FIXING MATERIAL INCLUDED

Technical specifications of lamp:

Protected to: IP 20

Neon: 2x36W

Electrical input: 230V/50Hz

Plug: Schuko

Length of cable: 2,95 metres


Tonality: 4000K

Colour rendering (Ra): 80-89

WALDMANN LAMP 2X36 W IP 20

Structure: Casing in aluminium, metallic parabolic diffuser






ITEM NO. **F BL 9504 00 05**

SET OF 4 BOXES SIZE 1
complete with bracket for connection to the perforated back panels
Dim. mm 450x160x75 h

■ 01 ■ 02 ■ 03 ■ 04 ■ 05



ITEM NO. **F BL 9507 00 05**

SET OF 3 BOXES SIZE 2
complete with bracket for connection to the perforated back panels
Dim. mm 450x230x130 h


■ 01 ■ 02 ■ 03 ■ 04 ■ 05



ITEM NO. **F BL 9508 00 99**

SET OF 6 HOOKS
(TOOLS EXCLUDED)
Including:
no. 2 C MV 10 022 - no. 1 C MV 10 003
no. 1 C MV 10 036 - no. 2 C MV 10 001

SINGLE HOOK



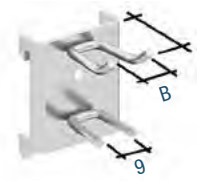
ITEM NO.	Ø	L
C MV 10 035	6	10
C MV 10 036	6	50




FLEXIBLE HOOK



ITEM NO.	Ø	L
C MV 10 002	28	9
C MV 10 003	33	16



ANGLE SINGLE HOOK



ITEM NO.	Ø	L
C MV 10 014	4	50
C MV 10 015	6	100



ROUND HOOK



ITEM NO.	Ø
C MV 10 030	60
C MV 10 032	80




ANGLE HOOK



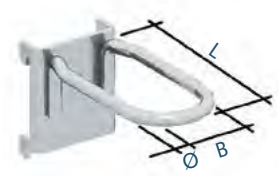
ITEM NO.	Ø	L	B
C MV 10 016	5	50	40




CLOSED DOUBLE HOOK



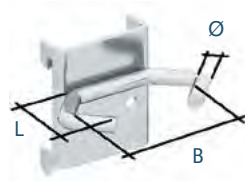
ITEM NO.	Ø	L	B
C MV 10 004	5	70	26



LEVEL HOOK



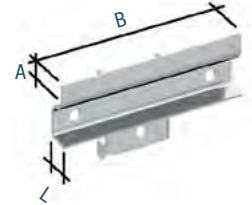
ITEM NO.	Ø	L	B
C MV 10 001	5	28	45




HOOK FOR BOXES SIZE 01 - 0 - 1



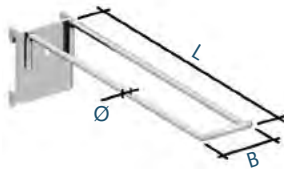
ITEM NO.	A	L	B
C MV 10 026	11	10	100




FIXING CLAMP



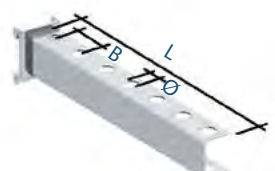
ITEM NO.	Ø	L	B
C MV 10 027	3,5	172	23



SCREW DRIVER HOOK



ITEM NO.	Ø	L	B
C MV 10 018	12	220	32




CONTAINER HOOK



ITEM NO.	Ø	L
C MV 10 017	94	23




SPRING CLIP



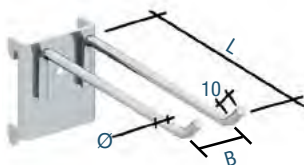
ITEM NO.	L	B
C MV 10 019	187	40



DOUBLE HOOK



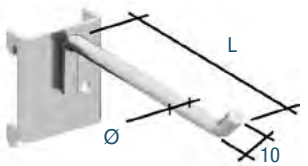
ITEM NO.	Ø	L	B
C MV 10 005	5	40	8
C MV 10 006	5	40	11
C MV 10 007	5	55	25
C MV 10 008	5	64	8
C MV 10 009	5	64	11
C MV 10 010	5	105	25
C MV 10 011	5	155	10
C MV 10 012	5	152	25
C MV 10 013	5	200	15



SUSPENSION HOOK



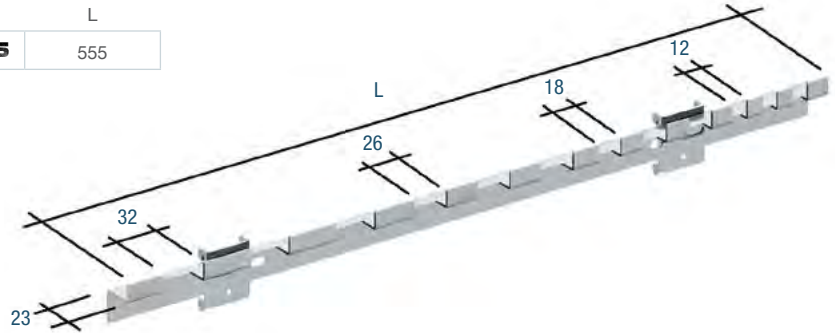
ITEM NO.	Ø	L
C MV 10 037	5	24
C MV 10 038	5	38
C MV 10 039	4	100
C MV 10 040	6	100
C MV 10 041	5	150
C MV 10 042	6	200




KEY HOOK



ITEM NO.	L
C MV 10 025	555



SPRING CLIP



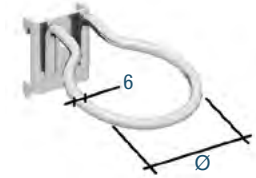
ITEM NO.	Ø
C MV 10 020	6
C MV 10 021	12
C MV 10 022	18
C MV 10 023	25



CLOSED FLEXIBLE HOOK



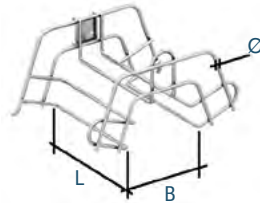
ITEM NO.	Ø
C MV 10 029	40
C MV 10 031	60
C MV 10 033	80




CABLE HOOK



ITEM NO.	Ø	L	B
C MV 10 024	5	160	119



BIT HOOK




ITEM NO.	A	L	B
C MV 10 028	38,5	240	45



SHELF



ITEM NO.	A	L	B
C MV 10 043	10,5	350	120



CONTAINER'S RAIL SIZE 1/ SIZE 2




ITEM NO.	L	A
F BL 7438 00 99	445	86





ITEM NO. F BG M100 S1 04
 Roller shutter cabinet excluded.
 Dimensions mm 1031x705x855 h.

STEEL COVER WITH RUBBER COATING



ITEM NO. F BG 3210 00 07

COVER FOR STEEL WORKTOP
 Dim. mm 1024x700x33 h



WORKSTATIONS LOAD CAPACITY:
 1000 KG



ITEM NO. F BG M100 00 04

STEEL WORKSTATION with steel worktop.
 Dim. mm 1031x705x855 h
 COLOUR BLUE RAL 5012. SUPPLIED ASSEMBLED



ITEM NO. F BG M100 01 04

STEEL WORKSTATION with steel worktop.
 Dim. mm 1031x705x855 h
 COLOUR BLUE RAL 5012. SUPPLIED ASSEMBLED



Detail of Multibox

ITEM NO. F BG M100 52 04

STEEL WORKSTATION with steel worktop.
 Dim. mm 1031x705x855 h
 COLOUR BLUE RAL 5012. SUPPLIED ASSEMBLED



ITEM NO. F BG M1A0 00 04

STEEL WORKSTATION with steel worktop.
 Dim. mm 1031x705x855 h
 COLOUR BLUE RAL 5012. SUPPLIED ASSEMBLED



ITEM NO. F BG M1B0 00 04

STEEL WORKSTATION with steel worktop.
 Dim. mm 1031x705x855 h
 COLOUR BLUE RAL 5012. SUPPLIED ASSEMBLED




ITEM NO. F BG M1C0 00 04

STEEL WORKSTATION with steel worktop.
 Dim. mm 1031x705x855 h
 COLOUR BLUE RAL 5012. SUPPLIED ASSEMBLED



ITEM NO. F BG M800 S1 04
Dimensions mm 2500x750x880 h.

STEEL COVER WITH RUBBER COATING



ITEM NO. F BL 2430 00 07

COVER FOR MULTIPLEX WORKTOP
Dim. mm 1024x755X30 h



WORKSTATIONS LOAD CAPACITY:
1000 KG



ITEM NO. F BG M500 00 04

STEEL WORKSTATION with Multiplex worktop.
Dim. mm 1024x750x880 h
COLOUR BLUE RAL 5012. SUPPLIED ASSEMBLED



ITEM NO. F BG M500 01 04

STEEL WORKSTATION with Multiplex worktop.
Dim. mm 1024x750x880 h
COLOUR BLUE RAL 5012. SUPPLIED ASSEMBLED



ITEM NO. F BG M500 52 04

STEEL WORKSTATION with Multiplex worktop.
Dim. mm 1024x750x880 h
COLOUR BLUE RAL 5012. SUPPLIED ASSEMBLED



ITEM NO. F BG M5A0 00 04

STEEL WORKSTATION with Multiplex worktop.
Dim. mm 1024x750x880 h
COLOUR BLUE RAL 5012. SUPPLIED ASSEMBLED



ITEM NO. F BG M5B0 00 04


STEEL WORKSTATION with Multiplex worktop.
Dim. mm 1024x750x880 h
COLOUR BLUE RAL 5012. SUPPLIED ASSEMBLED



ITEM NO. F BG M5C0 00 04

STEEL WORKSTATION with Multiplex worktop.
Dim. mm 1024x750x880 h
COLOUR BLUE RAL 5012. SUPPLIED ASSEMBLED

STEEL COVER WITH RUBBER COATING



ITEM NO. F BG 3215 00 07

COVER FOR STEEL WORKTOP

Dim. mm 1500x700x33 h



WORKSTATIONS LOAD

CAPACITY:

1000 KG



ITEM NO. F BG M200 00 04

STEEL WORKSTATION with steel worktop.

Dim. mm 1507x705x855 h

COLOUR BLUE RAL 5012. SUPPLIED ASSEMBLED

ITEM NO. F BG M2A0 00 04

STEEL WORKSTATION with steel worktop.

Dim. mm 1507x705x855 h

COLOUR BLUE RAL 5012. SUPPLIED ASSEMBLED

ITEM NO. F BG M2C0 00 04

STEEL WORKSTATION with steel worktop.

Dim. mm 1507x705x855 h

COLOUR BLUE RAL 5012. SUPPLIED ASSEMBLED



Detail of Multibox



ITEM NO. F BG M2B0 00 04

STEEL WORKSTATION with steel worktop.

Dim. mm 1507x705x855 h

COLOUR BLUE RAL 5012. SUPPLIED ASSEMBLED

ITEM NO. F BG M2B0 01 04

STEEL WORKSTATION with steel worktop.

Dim. mm 1507x705x855 h

COLOUR BLUE RAL 5012. SUPPLIED ASSEMBLED

ITEM NO. F BG M2B0 52 04

STEEL WORKSTATION with steel worktop.

Dim. mm 1507x705x855 h. Storage containers included.

COLOUR BLUE RAL 5012. SUPPLIED ASSEMBLED



ITEM NO. F BG M2AA 00 04

STEEL WORKSTATION with steel worktop.

Dim. mm 1507x705x855 h

COLOUR BLUE RAL 5012. SUPPLIED ASSEMBLED

ITEM NO. F BG M2AC 00 04

STEEL WORKSTATION with steel worktop.

Dim. mm 1507x705x855 h

COLOUR BLUE RAL 5012. SUPPLIED ASSEMBLED


ITEM NO. F BG M2BC 00 04

STEEL WORKSTATION with steel worktop.

Dim. mm 1507x705x855 h

COLOUR BLUE RAL 5012. SUPPLIED ASSEMBLED

STEEL COVER WITH RUBBER COATING



ITEM NO. F BL 2460 00 07

COVER FOR MULTIPLEX WORKTOP

Dim. mm 1500x755x30 h



WORKSTATIONS LOAD

CAPACITY:
1000 KG



ITEM NO. F BG M600 00 04

STEEL WORKSTATION with Multiplex worktop.

Dim. mm 1500x750x880 h

COLOUR BLUE RAL 5012. SUPPLIED ASSEMBLED

ITEM NO. F BG M6A0 00 04

STEEL WORKSTATION with Multiplex worktop.

Dim. mm 1500x750x880 h

COLOUR BLUE RAL 5012. SUPPLIED ASSEMBLED

ITEM NO. F BG M6C0 00 04

STEEL WORKSTATION with Multiplex worktop.

Dim. mm 1500x750x880 h

COLOUR BLUE RAL 5012. SUPPLIED ASSEMBLED



Detail of Multibox



ITEM NO. F BG M6B0 00 04

STEEL WORKSTATION with Multiplex worktop.

Dim. mm 1500x750x880 h

COLOUR BLUE RAL 5012. SUPPLIED ASSEMBLED

ITEM NO. F BG M6B0 01 04

STEEL WORKSTATION with Multiplex worktop.

Dim. mm 1500x750x880 h

COLOUR BLUE RAL 5012. SUPPLIED ASSEMBLED

ITEM NO. F BG M6B0 52 04

STEEL WORKSTATION with Multiplex worktop.

Dim. mm 1500x750x880 h

Storage containers included.

COLOUR BLUE RAL 5012. SUPPLIED ASSEMBLED



ITEM NO. F BG M6AA 00 04

STEEL WORKSTATION with Multiplex worktop.

Dim. mm 1500x750x880 h

COLOUR BLUE RAL 5012. SUPPLIED ASSEMBLED

ITEM NO. F BG M6AC 00 04

STEEL WORKSTATION with Multiplex worktop.

Dim. mm 1500x750x880 h

COLOUR BLUE RAL 5012. SUPPLIED ASSEMBLED


ITEM NO. F BG M6BC 00 04

STEEL WORKSTATION with Multiplex worktop.

Dim. mm 1500x750x880 h

COLOUR BLUE RAL 5012. SUPPLIED ASSEMBLED

STEEL COVER WITH RUBBER COATING



ITEM NO. **F BG 3220 00 07**

COVER FOR STEEL WORKTOP

Dim. mm 2000x700x33 h



WORKSTATIONS LOAD
CAPACITY:
1000 KG



ITEM NO. **F BG M300 00 04**

STEEL WORKSTATION with steel worktop.

Dim. mm 2007x705x855 h

COLOUR BLUE RAL 5012. SUPPLIED ASSEMBLED



ITEM NO. **F CB M300 52 04**

STEEL WORKSTATION with steel worktop.

Dim. mm 2007x705x855 h. Storage containers included.

COLOUR BLUE RAL 5012. SUPPLIED ASSEMBLED



ITEM NO. **F BG M3A0 00 04**

STEEL WORKSTATION with steel worktop.

Dim. mm 2007x705x855 h

COLOUR BLUE RAL 5012. SUPPLIED ASSEMBLED



ITEM NO. **F CB M3B0 00 04**

STEEL WORKSTATION with steel worktop.

Dim. mm 2007x705x855 h

COLOUR BLUE RAL 5012. SUPPLIED ASSEMBLED



ITEM NO. **F BG M3B0 01 04**

STEEL WORKSTATION with steel worktop.

Dim. mm 2007x705x855 h

COLOUR BLUE RAL 5012. SUPPLIED ASSEMBLED




ITEM NO. **F BG M3C0 00 04**

STEEL WORKSTATION with steel worktop.

Dim. mm 2007x705x855 h

COLOUR BLUE RAL 5012. SUPPLIED ASSEMBLED

STEEL COVER WITH RUBBER COATING



ITEM NO. **F BL 2490 00 07**

COVER FOR MULTIPLEX WORKTOP

Dim. mm 2000x755x30 h



WORKSTATIONS LOAD

CAPACITY:

1000 KG



ITEM NO. **F BG M700 00 04**

STEEL WORKSTATION with Multiplex worktop.

Dim. mm 2000x750x880 h

COLOUR BLUE RAL 5012. SUPPLIED ASSEMBLED



ITEM NO. **F BG M700 52 04**

STEEL WORKSTATION with Multiplex worktop.

Dim. mm 2000x750x880 h. Storage containers included.

COLOUR BLUE RAL 5012. SUPPLIED ASSEMBLED



ITEM NO. **F BG M7A0 00 04**

STEEL WORKSTATION with Multiplex worktop.

Dim. mm 2000x750x880 h

COLOUR BLUE RAL 5012. SUPPLIED ASSEMBLED



ITEM NO. **F BG M7B0 00 04**

STEEL WORKSTATION with Multiplex worktop.

Dim. mm 2000x750x880 h

COLOUR BLUE RAL 5012. SUPPLIED ASSEMBLED



ITEM NO. **F BG M7B0 01 04**

STEEL WORKSTATION with Multiplex worktop.

Dim. mm 2000x750x880 h

COLOUR BLUE RAL 5012. SUPPLIED ASSEMBLED




ITEM NO. **F BG M7C0 00 04**

STEEL WORKSTATION with Multiplex worktop.

Dim. mm 2000x750x880 h

COLOUR BLUE RAL 5012. SUPPLIED ASSEMBLED

STEEL COVER WITH RUBBER COATING



ITEM NO. **F BG 3220 00 07**

COVER FOR STEEL WORKTOP

Dim. mm 2000x700x33 h



WORKSTATIONS LOAD
CAPACITY:
1000 KG



ITEM NO. **F BG M3AA 00 04**

STEEL WORKSTATION with steel worktop.

Dim. mm 2007x705x855 h

COLOUR BLUE RAL 5012. SUPPLIED ASSEMBLED



ITEM NO. **F BG M3BB 00 04**

STEEL WORKSTATION with steel worktop.

Dim. mm 2007x705x855 h

COLOUR BLUE RAL 5012. SUPPLIED ASSEMBLED



ITEM NO. **F BG M3BC 00 04**

STEEL WORKSTATION with steel worktop.

Dim. mm 2007x705x855 h

COLOUR BLUE RAL 5012. SUPPLIED ASSEMBLED



ITEM NO. **F BG M3BC 01 04**

STEEL WORKSTATION with steel worktop.

Dim. mm 2007x705x855 h

COLOUR BLUE RAL 5012. SUPPLIED ASSEMBLED



Detail of
Multibox

ITEM NO. **F BG M3BC 52 04**

STEEL WORKSTATION with steel worktop.

Dim. mm 2007x705x855 h. Storage containers included.

COLOUR BLUE RAL 5012. SUPPLIED ASSEMBLED




ITEM NO. **F BG M3CC 00 04**

STEEL WORKSTATION with steel worktop.

Dim. mm 2007x705x855 h

COLOUR BLUE RAL 5012. SUPPLIED ASSEMBLED

STEEL COVER WITH RUBBER COATING



ITEM NO. **F BL 2490 00 07**

COVER FOR MULTIPLEX WORKTOP

Dim. mm 2000x755x33 h



WORKSTATIONS LOAD

CAPACITY:

1000 KG



ITEM NO. **F BG M7AA 00 04**

STEEL WORKSTATION with Multiplex worktop.

Dim. mm 2000x750x880 h

COLOUR BLUE RAL 5012. SUPPLIED ASSEMBLED



ITEM NO. **F BG M7BB 00 04**

STEEL WORKSTATION with Multiplex worktop.

Dim. mm 2000x750x880 h

COLOUR BLUE RAL 5012. SUPPLIED ASSEMBLED



ITEM NO. **F BG M7BC 00 04**

STEEL WORKSTATION with Multiplex worktop.

Dim. mm 2000x750x880 h

COLOUR BLUE RAL 5012. SUPPLIED ASSEMBLED



ITEM NO. **F BG M7BC 01 04**

STEEL WORKSTATION with Multiplex worktop.

Dim. mm 2000x750x880 h

COLOUR BLUE RAL 5012. SUPPLIED ASSEMBLED



Detail of
Multibox

ITEM NO. **F BG M7BC 52 04**

STEEL WORKSTATION with Multiplex worktop.

Dim. mm 2000x750x880 h. Storage containers included.

COLOUR BLUE RAL 5012. SUPPLIED ASSEMBLED




ITEM NO. **F BG M7CC 00 04**

STEEL WORKSTATION with Multiplex worktop.

Dim. mm 2000x750x880 h

COLOUR BLUE RAL 5012. SUPPLIED ASSEMBLED

STEEL COVER WITH RUBBER COATING



ITEM NO. **F BG 3225 00 07**

COVER FOR STEEL WORKTOP

Dim. mm 2500x700x33 h



WORKSTATIONS LOAD

CAPACITY:

1000 KG

ITEM NO. **F BG M400 00 04**

STEEL WORKSTATION with steel worktop.

DIMENSIONS: 2507x705x855 mm h

COLOUR BLUE RAL 5012. SUPPLIED ASSEMBLED



ITEM NO. **F BG M4A0 00 04**

STEEL WORKSTATION with steel worktop.

DIMENSIONS: 2507x705x855 mm h

COLOUR BLUE RAL 5012. SUPPLIED ASSEMBLED



ITEM NO. **F BG M4B0 00 04**

STEEL WORKSTATION with steel worktop.

DIMENSIONS: 2507x705x855 mm h

COLOUR BLUE RAL 5012. SUPPLIED ASSEMBLED



ITEM NO. **F BG M4C0 00 04**


STEEL WORKSTATION with steel worktop.

DIMENSIONS: 2507x705x855 mm h

COLOUR BLUE RAL 5012. SUPPLIED ASSEMBLED



STEEL COVER WITH RUBBER COATING



ITEM NO. F BL 2505 00 07

COVER FOR MULTIPLEX WORKTOP

Dim. mm 2500x755x30 h



WORKSTATIONS LOAD

CAPACITY:

1000 KG

ITEM NO. F BG M800 00 04

STEEL WORKSTATION with Multiplex worktop.

DIMENSIONS: 2500x750x880 mm h

COLOUR BLUE RAL 5012. SUPPLIED ASSEMBLED



ITEM NO. F BG M8A0 00 04

STEEL WORKSTATION with Multiplex worktop.

DIMENSIONS: 2500x750x880 mm h

COLOUR BLUE RAL 5012. SUPPLIED ASSEMBLED



ITEM NO. F BG M8B0 00 04

WORKSTATION

DIMENSIONS: 2500x750x880 mm h

Steel workstation with Multiplex worktop.

COLOUR BLUE RAL 5012. SUPPLIED ASSEMBLED



ITEM NO. F BG M8C0 00 04

STEEL WORKSTATION with Multiplex worktop.

DIMENSIONS: 2500x750x880 mm h

COLOUR BLUE RAL 5012. SUPPLIED ASSEMBLED



ITEM NO. F BG M4AA 00 04

STEEL WORKSTATION with steel worktop.
DIMENSIONS: 2507x705x855 mm h
COLOUR BLUE RAL 5012. SUPPLIED ASSEMBLED



ITEM NO. F BG M4BC 00 04

STEEL WORKSTATION with steel worktop.
DIMENSIONS: 2507x705x855 mm h
COLOUR BLUE RAL 5012. SUPPLIED ASSEMBLED



ITEM NO. F BG M4BC CB 04

STEEL WORKSTATION with steel worktop.
DIMENSIONS: 2507x705x855 mm h
COLOUR BLUE RAL 5012. SUPPLIED ASSEMBLED



ITEM NO. F BG M4CB 01 04

STEEL WORKSTATION with steel worktop.
DIMENSIONS: 2507x705x855 mm h
COLOUR BLUE RAL 5012. SUPPLIED ASSEMBLED



ITEM NO. F BG M4CB 52 04

STEEL WORKSTATION with steel worktop.
DIMENSIONS: 2507x705x855 mm h. Storage containers included.
COLOUR BLUE RAL 5012. SUPPLIED ASSEMBLED



ITEM NO. F BG MBAA 00 04

STEEL WORKSTATION with Multiplex worktop.
DIMENSIONS: 2500x750x880 mm h
COLOUR BLUE RAL 5012. SUPPLIED ASSEMBLED



ITEM NO. F BG MBBC 00 04

STEEL WORKSTATION with Multiplex worktop.
DIMENSIONS: 2500x750x880 mm h
COLOUR BLUE RAL 5012. SUPPLIED ASSEMBLED



ITEM NO. F BG MBBC CB 04

STEEL WORKSTATION with Multiplex worktop.
DIMENSIONS: 2500x750x880 mm h
COLOUR BLUE RAL 5012. SUPPLIED ASSEMBLED



ITEM NO. F BG MBCB 01 04

STEEL WORKSTATION with Multiplex worktop.
DIMENSIONS: 2500x750x880 mm h
COLOUR BLUE RAL 5012. SUPPLIED ASSEMBLED




ITEM NO. F BG MBCB 52 04

STEEL WORKSTATION with Multiplex worktop.
DIMENSIONS: 2500x750x880 mm h. Storage containers included.
COLOUR BLUE RAL 5012. SUPPLIED ASSEMBLED



PERFORATED PANELS WITH WALL FIXING SET



ITEM NO.	DIM. MM
F BG 3910 00 04	1000x850 h
F BG 3915 00 04	1500x850 h
F BG 3920 00 04	2000x850 h

Hole diameter 4 mm. FIXING SET EXCLUDED.
COLOUR BLUE RAL 5012



Example of how to use the perforated panel with wall fixing

SHELF FOR PERFORATED PANELS



ITEM NO.	DIM. MM
F BG 3940 00 04	1000x140 h
F BG 3945 00 04	1500x140 h
F BG 3950 00 04	2000x140 h


COLOUR BLUE RAL 5012




Example of how to use the shelf for perforated panel

HOOKS FOR PERFORATED PANELS


A




C



B



D



ITEM NO.	REF.	PACKAGE	LENGTH
F BG 3970 01 99	A	10 PZ	-
F BG 3971 01 99	B	10 PZ	50 mm
F BG 3972 01 99	C	10 PZ	100 mm
F BG 3973 01 99	D	10 PZ	150 mm

COLOUR GALVANIZED



Example of how to use the hooks for perforated panel





■ CAST IRON VICE JAW WIDTH 80 MM

ITEM NO.	suitable for
F BL 1010 00 00	wooden worktop
F BL 1010 01 00	steel worktop

A = 100 mm D = 83 mm
 B = 330 mm E = knurled
 C = 80 mm G = 4 kg



■ CAST IRON VICE JAW WIDTH 110 MM

ITEM NO.	suitable for
F BL 1015 00 00	wooden worktop
F BL 1015 01 00	steel worktop

A = 120 mm D = 113 mm
 B = 385 mm E = knurled
 C = 110 mm G = 7 kg



■ CAST IRON VICE JAW WIDTH 130 MM

ITEM NO.	suitable for
F BL 1020 00 00	wooden worktop
F BL 1020 01 00	steel worktop

A = 140 mm D = 137 mm
 B = 430 mm E = knurled
 C = 130 mm G = 11 kg

A = maximum jaw opening B = maximum width of vice
 D = height of vice E = knurled jaws

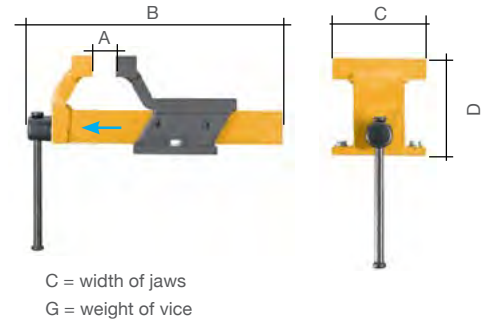


■ CAST IRON VICE JAW WIDTH 120 MM

ITEM NO.	suitable for
F BL 1065 00 00	wooden worktop
F BL 1065 01 00	steel worktop

A = 175 mm D = 187 mm
 B = 510 mm E = knurled
 C = 120 mm G = 16 kg

■ FRONT OPENING



■ CAST IRON VICE JAW WIDTH 100 MM

ITEM NO.	suitable for
F BL 1110 00 00	wooden worktop
F BL 1110 01 00	steel worktop

A = 140 mm D = 153 mm
 B = 445 mm E = knurled
 C = 100 mm G = 11 kg

Can not be assembled on 30 mm thickness worktops



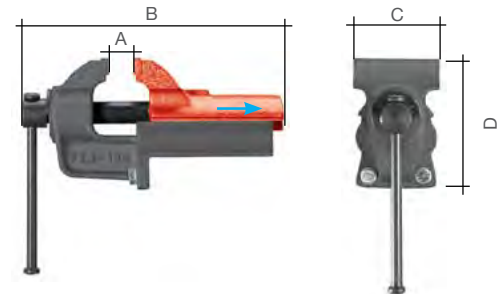
■ CAST IRON VICE JAW WIDTH 120 MM

ITEM NO.	suitable for
F BL 1120 00 00	wooden worktop
F BL 1120 01 00	steel worktop

A = 185 mm D = 180 mm
 B = 520 mm E = knurled
 C = 120 mm G = 18 kg

Can not be assembled on 30 mm thickness worktops

■ REAR OPENING



■ CAST IRON VICE JAW WIDTH 150 MM

ITEM NO.	suitable for
F BL 1130 00 00	wooden worktop
F BL 1130 01 00	steel worktop

A = 220 mm D = 210 mm
 B = 615 mm E = knurled
 C = 150 mm G = 25 kg

For wooden worktops 50 mm h only

A = maximum jaw opening B = maximum width of vice
 D = height of vice E = knurled jaws

C = width of jaws
 G = weight of vice

ITEM NO. F QZ 1211 00 07

SWIVEL CHAIR with double swivel wheels, seat and back in beech-plywood. Seat height adjustable by pneumatic height adjustment. Height: from mm 470 to mm 645. COLOUR BLACK RAL 9011



ITEM NO. F QZ 1210 00 07

SWIVEL CHAIR with low noise floor feet, seat and back in beech-plywood. Seat height adjustable by pneumatic height adjustment. Height: from mm 445 to mm 625. COLOUR BLACK RAL 9011



ITEM NO. F QZ 1220 00 07

SWIVEL CHAIR with low noise floor feet and additional chromium-plated foot rest, height adjustable. Seat and back in beech-plywood. Seat height adjustable by pneumatic height adjustment. Height: from mm 510 to mm 760. COLOUR BLACK RAL 9011



ITEM NO. F QZ 1130 00 07

SWIVEL CHAIR with low noise floor feet, seat and back in beech-plywood. Seat height adjustable by molomatic screw. Height: from mm 425 to mm 565. COLOUR BLACK RAL 9011



ITEM NO. F QZ 2211 00 07

SWIVEL CHAIR with double swivel wheels, seat and back in polyurethane. Seat height adjustable by pneumatic height adjustment. Height: from mm 495 to mm 670. COLOUR BLACK RAL 9011



ITEM NO. F QZ 2210 00 07

SWIVEL CHAIR with low noise floor feet, seat and back in polyurethane. Seat height adjustable by pneumatic height adjustment. Height: from mm 470 to mm 650. COLOUR BLACK RAL 9011



ITEM NO. F QZ 2220 00 07

SWIVEL CHAIR with low noise floor feet and additional chromium-plated foot rest, height adjustable. Seat and back in polyurethane. Seat height adjustable by pneumatic height adjustment. Height: from mm 535 to mm 785. COLOUR BLACK RAL 9011



ITEM NO. F QZ 2110 00 07

SWIVEL CHAIR with low noise floor feet and painted foot rest, height adjustable. Seat and back in polyurethane. Seat height adjustable by screw. Height: from mm 535 to mm 735. COLOUR BLACK RAL 9011





LEAF DOOR CABINETS

102 - 113

SLIDING DOOR CABINETS

114 - 119

LOCKERS

120 - 125

OIL STATION

126 - 127

COLLECTING TRAYS AND BARREL RACKS

128 - 129



ITEM NO. F AA 1620 01 30

SAFETY CABINET for paints and solvents
with 4 perforated adjustable shelves + 1 bottom collecting tray
DIMENSIONS: 1039x555x2008 mm h
SHELF LOAD CAPACITY: 100 kg
COLLECTING TRAY CAPACITY: 47 litres
CABINET LOAD CAPACITY: 800 kg
HANDLE WITH LOCK - COLOUR YELLOW RAL 1004



CONFORMS
WITH DPR 290/01

ITEM NO. F AA 1622 01 02

SAFETY CABINET for pesticides and fertilizers
with 4 perforated adjustable shelves + 1 bottom collecting tray
DIMENSIONS: 1039x555x2008 mm h
SHELF LOAD CAPACITY: 100 kg
COLLECTING TRAY CAPACITY: 47 litres
CABINET LOAD CAPACITY: 800 kg
HANDLE WITH LOCK - COLOUR GREEN RAL 6011



ITEM NO. F AA 1610 01 30

SAFETY CABINET for paints and solvents
with 2 perforated adjustable shelves + 1 bottom collecting tray
DIMENSIONS: 1039x555x1008 mm h
SHELF LOAD CAPACITY: 100 kg
COLLECTING TRAY CAPACITY: 47 litres
CABINET LOAD CAPACITY: 600 kg
HANDLE WITH LOCK - COLOUR YELLOW RAL 1004



CONFORMS
WITH DPR 290/01

ITEM NO. F AA 1612 01 02

SAFETY CABINET for pesticides and fertilizers
with 4 perforated adjustable shelves + 1 bottom collecting tray
DIMENSIONS: 1039x555x1008 mm h
SHELF LOAD CAPACITY: 100 kg
COLLECTING TRAY CAPACITY: 47 litres
CABINET LOAD CAPACITY: 600 kg
HANDLE WITH LOCK - COLOUR GREEN RAL 6011



ITEM NO. F AA 1404 02 2Y

SAFETY CABINET

with 4 adjustable shelves and crash safe door


DIMENSIONS: 1023x555x2000 mm h

SHELF LOAD CAPACITY: 100 kg


CABINET LOAD CAPACITY: 800 kg

HANDLE WITH LOCK - COLOUR RED RAL 3020






Dim. mm 717x635x1560 h.
Complete with: 2 height adjustable shelves, 1 retractable keyboard shelf,
1 retractable shelf



Dim. mm 717x635x1660 h.
Complete with: 2 height adjustable shelves, 1 retractable keyboard shelf,
1 retractable shelf, 1 pair of 100 mm h base plinths without facing piece



Dim. mm 717x635x1690 h.
Complete with: 2 height adjustable shelves, 1 retractable keyboard shelf,
1 retractable shelf, 2 swivel nylon wheels with brake, 2 fixed nylon wheels Ø 100 mm

Type and number of wired sockets:

ITEM NO. with 1 fan	D	F	GB	I	CH	IL
F AS 1601 12 04	5	-	-	-	-	-
F AS 1601 22 04	2	3	-	-	-	-
F AS 1601 32 04	2	-	2	-	-	-
F AS 1601 42 04	2	-	-	3	-	-
F AS 1601 52 04	2	-	-	-	3	-
F AS 1601 72 04	2	-	-	-	-	3

ITEM NO. with 2 fans	D	F	GB	I	CH	IL
F AS 1602 12 04	5	-	-	-	-	-
F AS 1602 22 04	2	3	-	-	-	-
F AS 1602 32 04	2	-	2	-	-	-
F AS 1602 42 04	2	-	-	3	-	-
F AS 1602 52 04	2	-	-	-	3	-
F AS 1602 72 04	2	-	-	-	-	3

Type and number of wired sockets:

ITEM NO. with 1 fan	D	F	GB	I	CH	IL
F AS 1601 14 04	5	-	-	-	-	-
F AS 1601 24 04	2	3	-	-	-	-
F AS 1601 34 04	2	-	2	-	-	-
F AS 1601 44 04	2	-	-	3	-	-
F AS 1601 54 04	2	-	-	-	3	-
F AS 1601 74 04	2	-	-	-	-	3

ITEM NO. with 2 fans	D	F	GB	I	CH	IL
F AS 1602 14 04	5	-	-	-	-	-
F AS 1602 24 04	2	3	-	-	-	-
F AS 1602 34 04	2	-	2	-	-	-
F AS 1602 44 04	2	-	-	3	-	-
F AS 1602 54 04	2	-	-	-	3	-
F AS 1602 74 04	2	-	-	-	-	3

Type and number of wired sockets:

ITEM NO. with 1 fan	D	F	GB	I	CH	IL
F AS 1601 13 04	5	-	-	-	-	-
F AS 1601 23 04	2	3	-	-	-	-
F AS 1601 33 04	2	-	2	-	-	-
F AS 1601 43 04	2	-	-	3	-	-
F AS 1601 53 04	2	-	-	-	3	-
F AS 1601 73 04	2	-	-	-	-	3


ITEM NO. with 2 fans	D	F	GB	I	CH	IL
F AS 1602 13 04	5	-	-	-	-	-
F AS 1602 23 04	2	3	-	-	-	-
F AS 1602 33 04	2	-	2	-	-	-
F AS 1602 43 04	2	-	-	3	-	-
F AS 1602 53 04	2	-	-	-	3	-
F AS 1602 73 04	2	-	-	-	-	3






ITEM NO. F AA 1100 51 04

CABINET with 2 shelves depth 500 mm (100 kg).
CABINET LOAD CAPACITY: 250 kg.
DIMENSIONS: 512x555x1000 mm h
COLOUR BLUE RAL 5012



ITEM NO. F AC 4100 01 07
TOP WITH 3 EDGES AND OIL-RESISTANT RUBBER MAT
DIMENSIONS: 512x555x20 mm h
COLOUR BLACK



ITEM NO. F UZ 3050 13 07
MDF TOP WITH OIL-RESISTANT RUBBER COVERING AND 2 SIDE PROFILES. FOR SINGLE CABINET
DIMENSIONS: 512x555x31,5 mm h
COLOUR BLACK



ITEM NO. F AA 1100 53 04

CABINET with 2 shelves depth 500 mm (100 kg), 1 normal extension drawer (50 kg)
CABINET LOAD CAPACITY: 250 kg.
DIMENSIONS: 512x555x1000 mm h
COLOUR BLUE RAL 5012

ITEM NO. F AA 1100 54 04

CABINET with 1 shelf depth 500 mm (100 kg), 2 standard extension drawers (50 kg)
CABINET LOAD CAPACITY: 250 kg.
DIMENSIONS: 512x555x1000 mm h
COLOUR BLUE RAL 5012



ITEM NO. F AA 1100 56 04

CABINET with 1 shelf depth 500 mm (100 kg), 3 standard extension drawers (50 kg)
CABINET LOAD CAPACITY: 250 kg.
DIMENSIONS: 512x555x1000 mm h
COLOUR BLUE RAL 5012

ITEM NO. F AA 0110 01 04

CABINET with 1 shelf depth 500 mm (100 kg), 1 writing desk top with normal extension drawer (50 kg)
CABINET LOAD CAPACITY: 250 kg.
DIMENSIONS: 512x555x1270 mm h
COLOUR BLUE RAL 5012





ITEM NO. F AA 1200 51 04


CABINET with 2 shelves depth 500 mm (100 kg)
CABINET LOAD CAPACITY: 600 kg.
DIMENSIONS: 1023x555x1000 mm h
COLOUR BLUE RAL 5012



ITEM NO. F AC 4200 01 07

TOP WITH 3 EDGES AND
 OIL-RESISTANT RUBBER MAT

DIMENSIONS: 1023x555x20 mm h
COLOUR BLACK



ITEM NO. F UZ 3060 13 07

MDF TOP
 WITH OIL-RESISTANT RUBBER
 COVERING AND 2 SIDE PROFILES.
 FOR SINGLE CABINET
DIMENSIONS: 1024x555x31,5 mm h
COLOUR BLACK



ITEM NO. F AA 1200 59 04

CABINET with 1 shelf depth 500 mm (100 kg),
 1 normal extension drawer (50 kg)
CABINET LOAD CAPACITY: 600 kg.
DIMENSIONS: 1023x555x1000 mm h
COLOUR BLUE RAL 5012



ITEM NO. F AA 1200 53 04

CABINET with 1 shelf depth 500 mm (100 kg),
 1 normal extension drawer (50 kg)
 1 pair of standard extension drawers (50 kg)
CABINET LOAD CAPACITY: 600 kg.
DIMENSIONS: 1023x555x1000 mm h
COLOUR BLUE RAL 5012



ITEM NO. F AA 1200 54 04

CABINET with 1 shelf depth 500 mm (100 kg),
 2 pairs of standard extension drawers (50 kg)
CABINET LOAD CAPACITY: 600 kg.
DIMENSIONS: 1023x555x1000 mm h
COLOUR BLUE RAL 5012



ITEM NO. F AA 1200 55 04

CABINET with 1 shelf depth 500 mm (100 kg),
 2 standard extension drawers (50 kg)
CABINET LOAD CAPACITY: 600 kg.
DIMENSIONS: 1023x555x1000 mm h
COLOUR BLUE RAL 5012




ITEM NO. F AA 1500 51 04

CABINET with 2 shelves depth 500 mm (100 kg)
CABINET LOAD CAPACITY: 600 kg.
DIMENSIONS: 1193x555x1000 mm h
COLOUR BLUE RAL 5012



ITEM NO. F AC 4300 01 07

TOP WITH 3 EDGES AND
 OIL-RESISTANT RUBBER MAT
DIMENSIONS: 1194x555x20 mm h
COLOUR BLACK



ITEM NO. F UZ 3070 13 07

MDF TOP
 WITH OIL-RESISTANT RUBBER
 COVERING AND 2 SIDE PROFILES.
 FOR SINGLE CABINET
DIMENSIONS: 1194x555x31,5 mm h
COLOUR BLACK



ITEM NO. F AA 1500 52 04

CABINET with 1 shelf depth 500 mm (100 kg),
 1 pair of standard extension drawers (50 kg)
CABINET LOAD CAPACITY: 600 kg.
DIMENSIONS: 1193x555x1000 mm h
COLOUR BLUE RAL 5012



ITEM NO. F AA 1500 55 04

CABINET with 1 shelf depth 500 mm (100 kg),
 1 normal extension drawer (50 kg)
 1 pair of standard extension drawers (50 kg)
CABINET LOAD CAPACITY: 600 kg.
DIMENSIONS: 1193x555x1000 mm h
COLOUR BLUE RAL 5012



ITEM NO. F AA 1500 54 04

CABINET with 2 shelves depth 500 mm (100 kg),
 1 normal extension drawer (50 kg)
CABINET LOAD CAPACITY: 600 kg.
DIMENSIONS: 1193x555x1000 mm h
COLOUR BLUE RAL 5012



ITEM NO. F AA 1500 57 04

CABINET with 1 shelf depth 500 mm (100 kg),
 2 standard extension drawers (50 kg)
CABINET LOAD CAPACITY: 600 kg.
DIMENSIONS: 1193x555x1000 mm h
COLOUR BLUE RAL 5012



ITEM NO. F AA 1300 01 04

LEAF DOOR CABINET

with 4 shelves depth 345 mm (100 kg)

CABINET LOAD CAPACITY: 800 kg.

DIMENSIONS: 1023x400x2000 mm h. **COLOUR** BLUE RAL 5012



ITEM NO. F AA 1302 03 04

LEAF DOOR CABINET

with 4 shelves depth 345 mm (100 kg)

CABINET LOAD CAPACITY: 800 kg.

DIMENSIONS: 1023x400x2000 mm h. **COLOUR** BLUE RAL 5012

3 mm THICKNESS POLYCARBONATE DOORS



ITEM NO. F AA 1300 02 04

LEAF DOOR CABINET

with 6 shelves depth 345 mm (100 kg)

CABINET LOAD CAPACITY: 800 kg.

DIMENSIONS: 1023x400x2000 mm h. **COLOUR** BLUE RAL 5012

ITEM NO. F AA 1300 52 04

with 1 cabinet item no. F AA 1300 02 04, 28 size 3 grey containers



ITEM NO. F AA 1303 02 04

LEAF DOOR CABINET

with 4 perforated back panels, 1 shelf depth 250 mm (25 kg)

CABINET LOAD CAPACITY: 800 kg.

DIMENSIONS: 1023x400x2000 mm h. **COLOUR** BLUE RAL 5012

ITEM NO. F AA 1303 52 04

with 1 cabinet item no. F AA 1303 02 04

1 set of 142 hooks item no. F BL 9525 00 99

1 set of 13 hooks item no. F BL 9539 00 99

LOAD CAPACITY OF EACH INDIVIDUAL DOOR WITH PERFORATED PANELS: 40 kg



ITEM NO. F AA 1400 02 04

LEAF DOOR CABINET

with 4 shelves depth 500 mm (100 kg)

3 standard extension drawers (50 kg)

CABINET LOAD CAPACITY: 800 kg.

DIMENSIONS: 1023x555x2000 mm h. **COLOUR** BLUE RAL 5012



ITEM NO. F AA 1400 01 04

LEAF DOOR CABINET

with 4 shelves depth 500 mm (100 kg)

CABINET LOAD CAPACITY: 800 kg.

DIMENSIONS: 1023x555x2000 mm h. **COLOUR** BLUE RAL 5012



ITEM NO. F AA 1402 01 04

LEAF DOOR CABINET

with 4 shelves depth 500 mm (100 kg)

CABINET LOAD CAPACITY: 800 kg.

DIMENSIONS: 1023x555x2000 mm h. **COLOUR** BLUE RAL 5012

3 mm THICKNESS POLYCARBONATE DOORS



ITEM NO. F AA 1403 05 04

LEAF DOOR CABINET

Cabinet with 4 shelves depth 250 mm (25 kg), 3 shelves depth

345 mm (50 kg), 1 shelf depth 500 mm (100 kg), 16 container

rails, 3 standard extension drawers (50 kg).

CABINET LOAD CAPACITY: 800 kg.

DIMENSIONS: 1023x555x2000 mm h. **COLOUR** BLUE RAL 5012

ITEM NO. F AA 1403 55 04

with 1 cabinet item no. F AA 1403 05 04, 40 size 1 blue containers,

44 size 2 grey containers, 16 size 3A2 blue containers

LOAD CAPACITY OF EACH INDIVIDUAL DOOR WITH

PERFORATED PANELS 40 KG



ITEM NO. F AA 1403 08 04

LEAF DOOR CABINET

with 2 perforated back panels, 4 shelves depth 345 mm (50 kg)
8 container rails

CABINET LOAD CAPACITY: 800 kg.

DIMENSIONS: 1023x555x2000 mm h. COLOUR BLUE RAL 5012

ITEM NO. F AA 1403 58 04

with 1 cabinet item no. F AA 1403 08 04, 8 size 1 blue containers
20 size 2 grey containers, 8 size 3A2 blue containers, 8 size 3 blue
containers, 1 set of 92 hooks item no. F BL 9521 00 99

LOAD CAPACITY OF EACH INDIVIDUAL DOOR WITH PERFORATED
PANELS: 40 kg



ITEM NO. F AA 1800 02 04

LEAF DOOR CABINET

with 4 shelves depth 500 mm (100 kg), 3 standard extension
drawers (50 kg)

CABINET LOAD CAPACITY: 800 kg.

DIMENSIONS: 1023x555x2200 mm h. COLOUR BLUE RAL 5012



ITEM NO. F AA ZA03 00 08

Example including:

1 cabinet item no. F AA 1550 01 08 with 2 adjustable shelves, 1 cabinet item no. F AA 1540 01 08 with 5 adjustable shelves + 35 Multibox containers with safety rods + 40 guides for
Multibox containers + 1 normal extension drawer, 1 cabinet with polycarbonate doors item no. F AA 1402 00 08 with 4 adjustable shelves.



ITEM NO. F AC 4500 01 07

TOP with 3 edges with oil-resistant rubber mat for cabinet F AB 8100
DIMENSIONS: 2046x600x20 mm h. **COLOUR** BLACK



ITEM NO. F UZ 3170 13 07

MDF top with oil-resistant rubber covering and 2 side profiles. For single cabinet
DIMENSIONS: 2048x600x31,5 mm h. **COLOUR** BLACK



ITEM NO. F AB 8100 10 04

SLIDING DOOR CABINET
 with 2 shelves depth 500 mm (100 kg), 1 centre support
DIMENSIONS: 2046x600x1000 mm h. **COLOUR** BLUE RAL 5012
CABINET LOAD CAPACITY: 600 kg per compartment



ITEM NO. F AB 8300 01 04

SLIDING DOOR CABINET
 with 8 shelves depth 500 mm (100 kg), 1 centre support
DIMENSIONS: 2046x600x2000 mm h. **COLOUR** BLUE RAL 5012
CABINET LOAD CAPACITY: 800 kg per compartment



ITEM NO. F AB 8300 09 04

SLIDING DOOR CABINET
 with 8 shelves depth 500 mm (100 kg), 6 standard extension drawers (50 kg), 1 centre support
DIMENSIONS: 2046x600x2000 mm h. **COLOUR** BLUE RAL 5012
CABINET LOAD CAPACITY: 800 kg per compartment



ITEM NO. F AB 8302 01 04

SLIDING DOOR CABINET
 with 8 shelves depth 500 mm (100 kg), 1 centre support
DIMENSIONS: 2046x600x2000 mm h. **COLOUR** BLUE RAL 5012
CABINET LOAD CAPACITY: 800 kg per compartment
 4 mm THICKNESS POLYCARBONATE DOORS



ITEM NO. F AC 4450 01 07

TOP with 3 edges with oil-resistant rubber mat for cabinet F AB 7100/7200
DIMENSIONS: 2046x450x20 mm h. **COLOUR** BLACK



ITEM NO. F UZ 3040 13 07

MDF top with oil-resistant rubber covering and 2 side profiles. For single cabinet
DIMENSIONS: 2048x450x31,5 mm h. **COLOUR** BLACK



ITEM NO. F AB 7100 02 04

SLIDING DOOR CABINET
 with 2 shelves depth 370 mm (100 kg), 1 centre support
DIMENSIONS: 2046x450x1000 mm h. **COLOUR** BLUE RAL 5012
CABINET LOAD CAPACITY: 300 kg per compartment



ITEM NO. F AB 7200 03 04

SLIDING DOOR CABINET
 with 4 shelves depth 370 mm (100 kg), 1 centre support
DIMENSIONS: 2046x450x1200 mm h. **COLOUR** BLUE RAL 5012
CABINET LOAD CAPACITY: 300 kg per compartment



ITEM NO. F AB 7302 02 04

SLIDING DOOR CABINET
 with 4 shelves depth 370 mm (100 kg), 4 retractable frames for DIN A4 folders (30 kg), 1 centre support
DIMENSIONS: 2046x450x2000 mm h. **COLOUR** BLUE RAL 5012
CABINET LOAD CAPACITY: 400 kg per compartment
 4 mm THICKNESS POLYCARBONATE DOORS




ITEM NO. F AB 7300 01 04

SLIDING DOOR CABINET
 with 8 shelves depth 370 mm (100 kg), 1 centre support
DIMENSIONS: 2046x450x2000 mm h. **COLOUR** BLUE RAL 5012
CABINET LOAD CAPACITY: 400 kg per compartment



ITEM NO. F AC 4400 01 07

TOP with 3 edges with oil-resistant rubber mat for cabinet F AB 6100
DIMENSIONS: 1500x600x20 mm h. **COLOUR** BLACK



ITEM NO. F UZ 3160 13 07

MDF top with oil-resistant rubber covering and 2 side profiles. For single cabinet
DIMENSIONS: 1501x600x31,5 mm h. **COLOUR** BLACK



ITEM NO. F AB 6100 02 04

SLIDING DOOR CABINET
 with 1 shelf depth 500 mm (100 kg)
DIMENSIONS: 1500x600x1000 mm h. **COLOUR** BLUE RAL 5012
CABINET LOAD CAPACITY: 600 kg



ITEM NO. F AB 6300 02 04

SLIDING DOOR CABINET
 with 4 shelves depth 500 mm (100 kg)
DIMENSIONS: 1500x600x2000 mm h. **COLOUR** BLUE RAL 5012
CABINET LOAD CAPACITY: 800 kg



ITEM NO. F AB 6302 02 04

SLIDING DOOR CABINET
 with 8 shelves depth 500 mm (150 kg), 1 centre support
DIMENSIONS: 1500x600x2000 mm h. **COLOUR** BLUE RAL 5012
CABINET LOAD CAPACITY: 400 kg per compartment

ITEM NO. F AB 6302 52 04


Including: 1 cabinet F AB 6302 02 04
 5 size 4 grey containers
DIMENSIONS: 1500x600x2000 mm h. **COLOUR** BLUE RAL 5012

3 mm THICKNESS POLYCARBONATE DOORS



ITEM NO. F AB 2A07 00 50

Dim. 3000x600x2000 mm h. Example including: 1 cabinet without doors item no. F AB 6301 00 08 with 8 adjustable shelves, 1 centre support and 9 size 3 blue containers, 1 pair of doors item no. F AC 0255 00 04, 1 cabinet without doors item no. F AB 6301 00 08 with 3 adjustable shelves, 1 pair of doors item no. F AC 0255 00 04.



ITEM NO. F AC 4350 01 07

TOP with 3 edges with oil-resistant rubber mat for cabinet F AB 5100/5200
DIMENSIONS: 1500x450x20 mm h. **COLOUR** BLACK



ITEM NO. F UZ 3030 13 07

MDF top with oil-resistant rubber covering and 2 side profiles. For single cabinet
DIMENSIONS: 1501x450x31,5 mm h. **COLOUR** BLACK



ITEM NO. F AB 5100 02 04

SLIDING DOOR CABINET
 with 1 shelf depth 370 mm (100 kg). Without centre support.
DIMENSIONS: 1500x450x1000 mm h. **COLOUR** BLUE RAL 5012
CABINET LOAD CAPACITY: 600 kg



ITEM NO. F AB 5200 03 04

SLIDING DOOR CABINET
 with 2 shelves depth 370 mm (100 kg). Without centre support.
DIMENSIONS: 1500x450x1200 mm h. **COLOUR** BLUE RAL 5012
CABINET LOAD CAPACITY: 600 kg

ITEM NO. F AB 5200 53 04

with 1 cabinet item no. F AB 5200 03 04 and 6 size 3 blue containers



ITEM NO. F AB 5302 02 04

SLIDING DOOR CABINET
 with 8 shelves depth 370 mm (150 kg), 1 centre support
DIMENSIONS: 1500x450x2000 mm h. **COLOUR** BLUE RAL 5012
CABINET LOAD CAPACITY: 400 kg per compartment

ITEM NO. F AB 5302 52 04

with 1 cabinet item no. F AB 5302 02 04 and 9 size 3 blue containers

3 mm THICKNESS POLYCARBONATE DOORS




ITEM NO. F AB 5300 02 04

SLIDING DOOR CABINET
 with 4 shelves depth 370 mm (100 kg). Without centre support.
DIMENSIONS: 1500x450x2000 mm h. **COLOUR** BLUE RAL 5012
CABINET LOAD CAPACITY: 800 kg



ITEM NO. F AC 4250 01 07

TOP with 3 edges with oil-resistant rubber mat for cabinet F AB 4100
DIMENSIONS: 1023x600x20 mm h. **COLOUR** BLACK



ITEM NO. F UZ 3140 13 07

MDF top with oil-resistant rubber covering and 2 side profiles. For single cabinet
DIMENSIONS: 1024x600x31,5 mm h. **COLOUR** BLACK



ITEM NO. F AB 4100 02 04

SLIDING DOOR CABINET
 with 2 shelves depth 500 mm (100 kg), 2 standard extension drawers (50 kg), 1 centre support
DIMENSIONS: 1023x600x1000 mm h. **COLOUR** BLUE RAL 5012
CABINET LOAD CAPACITY: 300 kg per compartment



ITEM NO. F AB 4100 07 04

SLIDING DOOR CABINET
 with 1 shelf depth 500 mm (100 kg). Without centre support.
DIMENSIONS: 1023x600x1000 mm h. **COLOUR** BLUE RAL 5012
CABINET LOAD CAPACITY: 600 kg



ITEM NO. F AB 4300 09 04

SLIDING DOOR CABINET
 with 8 shelves depth 500 mm (100 kg), 4 standard extension drawers (50 kg), 1 centre support
DIMENSIONS: 1023x600x2000 mm h. **COLOUR** BLUE RAL 5012
CABINET LOAD CAPACITY: 400 kg per compartment



ITEM NO. F AB 4300 11 04

SLIDING DOOR CABINET
 with 4 shelves depth 500 mm (100 kg). Without centre support.
DIMENSIONS: 1023x600x2000 mm h. **COLOUR** BLUE RAL 5012
CABINET LOAD CAPACITY: 800 kg



ITEM NO. F AC 4150 01 07

TOP with 3 edges with oil-resistant rubber mat for cabinet F AB 3100/3200
DIMENSIONS: 1023x450x20 mm h. **COLOUR** BLACK



ITEM NO. F UZ 3010 13 07

MDF top with oil-resistant rubber covering and 2 side profiles. For single cabinet
DIMENSIONS: 1024x450x31,5 mm h. **COLOUR** BLACK



ITEM NO. F AB 3100 01 04

SLIDING DOOR CABINET
 with 1 shelf depth 370 mm (100 kg). Without centre support.
DIMENSIONS: 1023x450x1000 mm h. **COLOUR** BLUE RAL 5012
CABINET LOAD CAPACITY: 600 kg



ITEM NO. F AB 3200 02 04

SLIDING DOOR CABINET
 with 2 shelves depth 370 mm (100 kg). Without centre support.
DIMENSIONS: 1023x450x1200 mm h. **COLOUR** BLUE RAL 5012
CABINET LOAD CAPACITY: 600 kg



ITEM NO. F AB 3300 01 04

SLIDING DOOR CABINET
 with 4 shelves depth 370 mm (100 kg)
DIMENSIONS: 1023x450x2000 mm h. **COLOUR** BLUE RAL 5012
CABINET LOAD CAPACITY: 800 kg



ITEM NO.

F AB 3300 S1 51

Dim. 1023x450x2000 mm h.
 Example including
 1 cabinet without doors
 item no. F AB 3301 00 04 with
 6 adjustable shelves, 1 pair of
 sliding doors
 item no. F AC 0150 00 01,
 16 size 3 blue containers
 item no. F PM 4151 00 04,
 12 size 3 grey containers item
 no. F PM 4151 00 01.



SERIE GS120 - Locker with fixed shelves and fixed separation panel

ITEM NO. with cylinder lock	ACCESSORIES	DIM. MM
F AN 1201 01 51	without feet	585x500x1750 h
F AN 1201 07 51	with feet	585x500x1950 h

Replacement lock with 2 keys: ITEM NO. R CSR 0018 00

ITEM NO. with locking mechanism	ACCESSORIES	DIM. MM
F AN 1201 11 51	without feet	585x500x1750 h
F AN 1201 17 51	with feet	585x500x1950 h

Replacement locking mechanism: ITEM NO. R CSR 0024 00

SERIE GS130 - Locker with adjustable shelf for helmet



compartments width 300 mm - depth 500 mm

ITEM NO. with cylinder lock	COMPARTMENTS	ACCESSORIES	DIM. MM
F AN 1302 01 51	2	without feet	610x500x1750 h
F AN 1302 07 51	2	with feet	610x500x1950 h
F AN 1303 01 51	3	without feet	900x500x1750 h
F AN 1303 07 51	3	with feet	900x500x1950 h
F AN 1304 01 51	4	without feet	1195x500x1750 h
F AN 1304 07 51	4	with feet	1195x500x1950 h

Replacement lock with 2 keys: ITEM NO. R CSR 0018 00

ITEM NO. with locking mechanism	COMPARTMENTS	ACCESSORIES	DIM. MM
F AN 1302 11 51	2	without feet	610x500x1750 h
F AN 1302 17 51	2	with feet	610x500x1950 h
F AN 1303 11 51	3	without feet	900x500x1750 h
F AN 1303 17 51	3	with feet	900x500x1950 h
F AN 1304 11 51	4	without feet	1195x500x1750 h
F AN 1304 17 51	4	with feet	1195x500x1950 h

Replacement locking mechanism: ITEM NO. R CSR 0024 00

SERIE GS230 - Locker with adjustable shelf for helmet



compartments width 300 mm - depth 500 mm

ITEM NO. with cylinder lock	COMPARTMENTS	ACCESSORIES	DIM. MM
F AN 2302 01 51	2	without feet	610x500x1940 h
F AN 2302 07 51	2	with feet	610x500x2140 h
F AN 2303 01 51	3	without feet	900x500x1940 h
F AN 2303 07 51	3	with feet	900x500x2140 h
F AN 2304 01 51	4	without feet	1195x500x1940 h
F AN 2304 07 51	4	with feet	1195x500x2140 h

Replacement lock with 2 keys: ITEM NO. R CSR 0018 00

ITEM NO. with locking mechanism	COMPARTMENTS	ACCESSORIES	DIM. MM
F AN 2302 11 51	2	without feet	610x500x1940 h
F AN 2302 17 51	2	with feet	610x500x2140 h
F AN 2303 11 51	3	without feet	900x500x1940 h
F AN 2303 17 51	3	with feet	900x500x2140 h
F AN 2304 11 51	4	without feet	1195x500x1940 h
F AN 2304 17 51	4	with feet	1195x500x2140 h

Replacement locking mechanism: ITEM NO. R CSR 0024 00



compartments width 400 mm - depth 500 mm



compartments width 400 mm - depth 500 mm



compartments width 400 mm - depth 500 mm

SERIE GS140 - Locker with adjustable shelf for helmet

ITEM NO. with cylinder lock	COMPARTMENTS	ACCESSORIES	DIM. MM
F AN 1402 01 51	2	without feet	805x500x1750
F AN 1402 07 51	2	with feet	805x500x1950
F AN 1403 01 51	3	without feet	1195x500x1750
F AN 1403 07 51	3	with feet	1195x500x1950

Replacement lock with 2 keys: ITEM NO. R CSR 0018 00

ITEM NO. with locking mechanism	COMPARTMENTS	ACCESSORIES	DIM. MM
F AN 1402 11 51	2	without feet	805x500x1750
F AN 1402 17 51	2	with feet	805x500x1950
F AN 1403 11 51	3	without feet	1195x500x1750
F AN 1403 17 51	3	with feet	1195x500x1950

Replacement locking mechanism: ITEM NO. R CSR 0024 00

SERIE GS240 - Locker with adjustable shelf for helmet

ITEM NO. with cylinder lock	COMPARTMENTS	ACCESSORIES	DIM. MM
F AN 2402 01 51	2	without feet	805x500x1940
F AN 2402 07 51	2	with feet	805x500x2140
F AN 2403 01 51	3	without feet	1195x500x1940
F AN 2403 07 51	3	with feet	1195x500x2140

Replacement lock with 2 keys: ITEM NO. R CSR 0018 00

ITEM NO. with locking mechanism	COMPARTMENTS	ACCESSORIES	DIM. MM
F AN 2402 11 51	2	without feet	805x500x1940
F AN 2402 17 51	2	with feet	805x500x2140
F AN 2403 11 51	3	without feet	1195x500x1940
F AN 2403 17 51	3	with feet	1195x500x2140

Replacement locking mechanism: ITEM NO. R CSR 0024 00


SERIE GS150 - Locker with fixed shelf and adjustable separation panel

ITEM NO. with cylinder lock	COMPARTMENTS	ACCESSORIES	DIM. MM
F AN 1502 01 51	2	without feet	805x500x1750
F AN 1502 07 51	2	with feet	805x500x1950
F AN 1503 01 51	3	without feet	1195x500x1750
F AN 1503 07 51	3	with feet	1195x500x1950

Replacement lock with 2 keys: ITEM NO. R CSR 0018 00

ITEM NO. with locking mechanism	COMPARTMENTS	ACCESSORIES	DIM. MM
F AN 1502 11 51	2	without feet	805x500x1750
F AN 1502 17 51	2	with feet	805x500x1950
F AN 1503 11 51	3	without feet	1195x500x1750
F AN 1503 17 51	3	with feet	1195x500x1950

Replacement locking mechanism: ITEM NO. R CSR 0024 00



compartments width 400 mm - depth 500 mm



compartments width 400 mm - depth 500 mm



compartments width 400 mm - depth 500 mm

SERIE GS150 - Locker with adjustable shelf for helmet

ITEM NO. with cylinder lock	COMPARTMENTS	ACCESSORIES	DIM. MM
F AN 1502 31 51	2	without feet	805x500x1750 h
F AN 1502 37 51	2	with feet	805x500x1950 h
F AN 1503 31 51	3	without feet	1195x500x1750 h
F AN 1503 37 51	3	with feet	1195x500x1950 h

Replacement lock with 2 keys: ITEM NO. R CSR 0018 00

ITEM NO. with locking mechanism	COMPARTMENTS	ACCESSORIES	DIM. MM
F AN 1502 41 51	2	without feet	805x500x1750 h
F AN 1502 47 51	2	with feet	805x500x1950 h
F AN 1503 41 51	3	without feet	1195x500x1750 h
F AN 1503 47 51	3	with feet	1195x500x1950 h

Replacement locking mechanism: ITEM NO. R CSR 0024 00

SERIE GS250 - Locker with fixed shelf and adjustable separation panel

ITEM NO. with cylinder lock	COMPARTMENTS	ACCESSORIES	DIM. MM
F AN 2502 01 51	2	without feet	805x500x1940 h
F AN 2502 07 51	2	with feet	805x500x2140 h
F AN 2503 01 51	3	without feet	1195x500x1940 h
F AN 2503 07 51	3	with feet	1195x500x2140 h

Replacement lock with 2 keys: ITEM NO. R CSR 0018 00

ITEM NO. with locking mechanism	COMPARTMENTS	ACCESSORIES	DIM. MM
F AN 2502 11 51	2	without feet	805x500x1940 h
F AN 2502 17 51	2	with feet	805x500x2140 h
F AN 2503 11 51	3	without feet	1195x500x1940 h
F AN 2503 17 51	3	with feet	1195x500x2140 h

Replacement locking mechanism: ITEM NO. R CSR 0024 00

SERIE GS250 - Locker with adjustable shelf for helmet

ITEM NO. with cylinder lock	COMPARTMENTS	ACCESSORIES	DIM. MM
F AN 2502 31 51	2	without feet	805x500x1940 h
F AN 2502 37 51	2	with feet	805x500x2140 h
F AN 2503 31 51	3	without feet	1195x500x1940 h
F AN 2503 37 51	3	with feet	1195x500x2140 h

Replacement lock with 2 keys: ITEM NO. R CSR 0018 00

ITEM NO. with locking mechanism	COMPARTMENTS	ACCESSORIES	DIM. MM
F AN 2502 41 51	2	without feet	805x500x1940 h
F AN 2502 47 51	2	with feet	805x500x2140 h
F AN 2503 41 51	3	without feet	1195x500x1940 h
F AN 2503 47 51	3	with feet	1195x500x2140 h

Replacement locking mechanism: ITEM NO. R CSR 0024 00



compartments width 400 mm - depth 500 mm



compartments width 400 mm - depth 500 mm



compartments width 585 mm - depth 500 mm

SERIE GS160 - Locker with fixed shelf and fixed separation panel

ITEM NO. with cylinder lock	COMPARTMENTS	ACCESSORIES	DIM. MM
F AN 1602 01 51	2	without feet	805x500x1750 h
F AN 1602 07 51	2	with feet	805x500x1950 h
F AN 1603 01 51	3	without feet	1195x500x1750 h
F AN 1603 07 51	3	with feet	1195x500x1950 h

Replacement lock with 2 keys: ITEM NO. R CSR 0018 00

ITEM NO. with locking mechanism	COMPARTMENTS	ACCESSORIES	DIM. MM
F AN 1602 11 51	2	without feet	805x500x1750 h
F AN 1602 17 51	2	with feet	805x500x1950 h
F AN 1603 11 51	3	without feet	1195x500x1750 h
F AN 1603 17 51	3	with feet	1195x500x1950 h

Replacement locking mechanism: ITEM NO. R CSR 0024 00

SERIE GS260 - Locker with fixed shelf and fixed separation panel

ITEM NO. with cylinder lock	COMPARTMENTS	ACCESSORIES	DIM. MM
F AN 2602 01 51	2	without feet	805x500x1940 h
F AN 2602 07 51	2	with feet	805x500x2140 h
F AN 2603 01 51	3	without feet	1195x500x1940 h
F AN 2603 07 51	3	with feet	1195x500x2140 h

Replacement lock with 2 keys: ITEM NO. R CSR 0018 00

ITEM NO. with locking mechanism	COMPARTMENTS	ACCESSORIES	DIM. MM
F AN 2602 11 51	2	without feet	805x500x1940 h
F AN 2602 17 51	2	with feet	805x500x2140 h
F AN 2603 11 51	3	without feet	1195x500x1940 h
F AN 2603 17 51	3	with feet	1195x500x2140 h

Replacement locking mechanism: ITEM NO. R CSR 0024 00

SERIE GS170 - Locker with fixed shelf and fixed separation panel

ITEM NO. with cylinder lock	COMPARTMENTS	ACCESSORIES	DIM. MM
F AN 1701 01 51	1	without feet	585x500x1750 h
F AN 1701 07 51	1	with feet	585x500x1950 h
F AN 1702 01 51	2	without feet	1145x500x1750 h
F AN 1702 07 51	2	with feet	1145x500x1950 h

Replacement lock with 2 keys: ITEM NO. R CSR 0029 00



compartments width 500 mm - depth 500 mm



compartments width 300 mm - depth 500 mm



compartments width 300/400 mm - depth 500 mm

SERIE GS180 - Locker with fixed shelf and fixed separation panel

ITEM NO. with cylinder lock	COMPARTMENTS	ACCESSORIES	DIM. MM
F AN 1801 01 51	1	without feet	585x500x1750 h
F AN 1801 07 51	1	with feet	585x500x1950 h
F AN 1802 01 51	2	without feet	1145x500x1750 h
F AN 1802 07 51	2	with feet	1145x500x1950 h

Replacement lock with 2 keys: ITEM NO. R CSR 0018 00

ITEM NO. with locking mechanism	COMPARTMENTS	ACCESSORIES	DIM. MM
F AN 1801 11 51	1	without feet	585x500x1750 h
F AN 1801 17 51	1	with feet	585x500x1950 h
F AN 1802 11 51	2	without feet	1145x500x1750 h
F AN 1802 17 51	2	with feet	1145x500x1950 h

Replacement locking mechanism: ITEM NO. R CSR 0024 00

SERIE GS190 - Locker with 2 vertical compartments placed one on top of the other

ITEM NO. with cylinder lock	COMPARTMENTS	ACCESSORIES	DIM. MM
F AN 1904 01 51	2x2	without feet	610x500x1750 h
F AN 1904 07 51	2x2	with feet	610x500x1950 h
F AN 1906 01 51	2x3	without feet	900x500x1750 h
F AN 1906 07 51	2x3	with feet	900x500x1950 h
F AN 1908 01 51	2x4	without feet	1195x500x1750 h
F AN 1908 07 51	2x4	with feet	1195x500x1950 h

Replacement lock with 2 keys: ITEM NO. R CSR 0017 00

ITEM NO. with locking mechanism	COMPARTMENTS	ACCESSORIES	DIM. MM
F AN 1904 11 51	2x2	without feet	610x500x1750 h
F AN 1904 17 51	2x2	with feet	610x500x1950 h
F AN 1906 11 51	2x3	without feet	900x500x1750 h
F AN 1906 17 51	2x3	with feet	900x500x1950 h
F AN 1908 11 51	2x4	without feet	1195x500x1750 h
F AN 1908 17 51	2x4	with feet	1195x500x1950 h

Replacement locking mechanism: ITEM NO. R CSR 0022 00

SERIE FS700

ITEM NO. with cylinder lock	COMPARTMENTS	ACCESSORIES	DIM. MM
F AM 7010 01 08	14	without feet	2025x500x1750 h*
F AM 7012 01 08	14	with feet	2025x500x1950 h*
F AM 7310 01 08	14	without feet	2325x500x1750 h**
F AM 7312 01 08	14	with feet	2325x500x1950 h**

Replacement lock with 2 keys: ITEM NO. R CSR 0017 00. COLOUR GREY RAL 7035

* with 1000 mm long shelves - ** with 1300 mm long shelves

ITEM NO. with locking mechanism	COMPARTMENTS	ACCESSORIES	DIM. MM
F AM 7020 01 08	14	without feet	2025x500x1750 h*
F AM 7022 01 08	14	with feet	2025x500x1950 h*
F AM 7320 01 08	14	without feet	2325x500x1750 h**
F AM 7322 01 08	14	with feet	2325x500x1950 h**

Replacement locking mechanism: ITEM NO. R CSR 0022 00. COLOUR GREY RAL 7035

* with 1000 mm long shelves - ** with 1300 mm long shelves

SERIE FS1000



ITEM NO. with cylinder lock	COMPARTMENTS	ACCESSORIES	DIM. MM
F AM 1025 01 51	2x5	without feet	610x500x1750 h
F AM 1025 07 51	2x5	with feet	610x500x1950 h
F AM 1035 01 51	3x5	without feet	900x500x1750 h
F AM 1035 07 51	3x5	with feet	900x500x1950 h
F AM 1045 01 51	4x5	without feet	1195x500x1750 h
F AM 1045 07 51	4x5	with feet	1195x500x1950 h

Replacement lock with 2 keys: ITEM NO. R CSR 0017 00

ITEM NO. with locking mechanism	COMPARTMENTS	ACCESSORIES	DIM. MM
F AM 1025 11 51	2x5	without feet	610x500x1750 h
F AM 1025 17 51	2x5	with feet	610x500x1950 h
F AM 1035 11 51	3x5	without feet	900x500x1750 h
F AM 1035 17 51	3x5	with feet	900x500x1950 h
F AM 1045 11 51	4x5	without feet	1195x500x1750 h
F AM 1045 17 51	4x5	with feet	1195x500x1950 h

Replacement locking mechanism: ITEM NO. R CSR 0022 00

SERIE FS1100



ITEM NO. with cylinder lock	COMPARTMENTS	ACCESSORIES	DIM. MM
F AM 1124 01 51	2x4	without feet	610x500x1750 h
F AM 1124 07 51	2x4	with feet	610x500x1950 h
F AM 1134 01 51	3x4	without feet	900x500x1750 h
F AM 1134 07 51	3x4	with feet	900x500x1950 h
F AM 1144 01 51	4x4	without feet	1195x500x1750 h
F AM 1144 07 51	4x4	with feet	1195x500x1950 h

Replacement lock with 2 keys: ITEM NO. R CSR 0017 00

ITEM NO. with locking mechanism	COMPARTMENTS	ACCESSORIES	DIM. MM
F AM 1124 11 51	2x4	without feet	610x500x1750 h
F AM 1124 17 51	2x4	with feet	610x500x1950 h
F AM 1134 11 51	3x4	without feet	900x500x1750 h
F AM 1134 17 51	3x4	with feet	900x500x1950 h
F AM 1144 11 51	4x4	without feet	1195x500x1750 h
F AM 1144 17 51	4x4	with feet	1195x500x1950 h

Replacement locking mechanism: ITEM NO. R CSR 0022 00

SERIE FS1200



ITEM NO. with cylinder lock	COMPARTMENTS	ACCESSORIES	DIM. MM
F AM 1214 01 51	1x4	without feet	415x500x1750 h
F AM 1214 07 51	1x4	with feet	415x500x1950 h
F AM 1224 01 51	2x4	without feet	805x500x1750 h
F AM 1224 07 51	2x4	with feet	805x500x1950 h
F AM 1234 01 51	3x4	without feet	1195x500x1750 h
F AM 1234 07 51	3x4	with feet	1195x500x1950 h

Replacement lock with 2 keys: ITEM NO. R CSR 0017 00

ITEM NO. with locking mechanism	COMPARTMENTS	ACCESSORIES	DIM. MM
F AM 1214 11 51	1x4	without feet	415x500x1750 h
F AM 1214 17 51	1x4	with feet	415x500x1950 h
F AM 1224 11 51	2x4	without feet	805x500x1750 h
F AM 1224 17 51	2x4	with feet	805x500x1950 h
F AM 1234 11 51	3x4	without feet	1195x500x1750 h
F AM 1234 17 51	3x4	with feet	1195x500x1950 h

Replacement locking mechanism: ITEM NO. R CSR 0022 00



ITEM NO. F AE 8058 01 04

OIL STATION

Complete with 2 full extension retractable shelves (200 kg)
 4 plastic cans 25 litres capacity
 5 plastic cans 10 litres capacity
 1 retractable safety tank for oil 40 litres capacity
 Total useful capacity of the cabinet: 150 litres
 Capacity of collecting tray for oil: 40 litres
DIMENSIONS: 717x750x1450 mm h. **COLOUR** BLUE RAL 5012



ITEM NO. F AE 8058 05 04

OIL STATION

Complete with 2 full extension retractable shelves (200 kg)
 4 plastic cans 25 litres capacity
 5 plastic cans 10 litres capacity
 1 height adjustable shelf (150 kg) depth 618 mm
 1 retractable safety tank for oil 40 litres capacity
 Total useful capacity of the cabinet: 150 litres
 Capacity of collecting tray for oil: 40 litres
DIMENSIONS: 717x750x1450 mm h. **COLOUR** BLUE RAL 5012



ITEM NO. F AE 8058 25 04

OIL STATION

Complete with 2 full extension retractable shelves (200 kg)
 4 plastic cans 25 litres capacity
 5 plastic cans 10 litres capacity
 1 height adjustable shelf (150 kg) 618 mm deep
 1 plastic drip tray 10 litres capacity
 1 safety tank for oil 77 litres capacity
 2 plugs for tank
 Total useful capacity of the cabinet: 150 litres
 Capacity of safety tank for oil: 77 litres
DIMENSIONS: 717x750x1600 mm h. **COLOUR** BLUE RAL 5012



ITEM NO. F AE 8058 45 04

OIL STATION

Complete with 2 full extension retractable shelves (200 kg)
 4 plastic cans 25 litres capacity
 5 plastic cans 10 litres capacity
 1 height adjustable shelf (150 kg) depth 618 mm
 1 retractable safety tank for oil 40 litres capacity
 1 safety tank for oil 77 litres capacity
 2 plugs for tank
 Total useful capacity of the cabinet: 150 litres
 Total capacity of safety tanks for oil: 117 litres
DIMENSIONS: 717x750x1600 mm h. **COLOUR** BLUE RAL 5012





ECOLOGICAL CONTAINERS

Conform to all WHG Regulations. Approved for proper storage of flammable substances.

COLLECTING TRAY WITHOUT WALLS

Ecological barrel collection tray with zinc coated grill and support designed for transport with fork trucks.

ARTICLE	DIM. MM	QTY BARRELS	CAPACITY OF COLLECTING TRAY LT.
F ML 0810 00 54	960x960x332 h	1	200
F ML 0820 00 54	1355x875x332 h	2	250
F ML 0830 00 54	1355x1255x290 h	4	300

ARTICLE	DIM. MM	QTY BARRELS	CAPACITY OF COLLECTING TRAY LT.
F ML 0820 01 54	1355+1355x875x332 h	4	500
F ML 0830 01 54	1355+1355x1255x290 h	8	600





EXAMPLE OF USE INCLUDING:

1 ITEM NO. F ML 0830 00 54

1 ITEM NO. F ML 0850 12 04

1 ITEM NO. F ML 0850 13 04


ITEM NO. F ML 0850 12 04

BARREL SUPPORT RACK
 DIMENSIONS: 1420x670x760 mm h.
 CAPACITY: 2x200 litres
 STACKABLE




ITEM NO. F ML 0850 13 04

BARREL SUPPORT RACK
 DIMENSIONS: 1420x670x760 mm h.
 CAPACITY: 3x60 litres
 STACKABLE




ITEM NO. F ML 0860 01 04

BARREL SUPPORT RACK
 DIMENSIONS: 880x600x400 mm h.
 CAPACITY: 1x200 litres
 NOT STACKABLE



ITEM NO. F ML 0860 02 04


BARREL SUPPORT RACK
 DIMENSIONS: 1360x600x400 mm h.
 CAPACITY: 2x200 litres
 NOT STACKABLE



ITEM NO. F ML 0860 03 04

BARREL SUPPORT RACK
 DIMENSIONS: 1360x600x400 mm h.
 CAPACITY: 3x60 litres
 NOT STACKABLE





SHELVING SYSTEM ST

130 - 135

SHELVING SYSTEM SV

136 - 139

SHELVING SYSTEM AR

140

SHELVING SYSTEM SR

141

ITEM NO. F ST S200 55 99

SHELVING SYSTEM ST

DIMENSIONS: 3100x500x2000 mm h

COMPLETE WITH:

12 shelves dim. 1000x500x35 mm h

LOAD CAPACITY OF EACH SHELF: 300 kg

LOAD CAPACITY OF EACH BAY: 2300 kg

COLOUR GALVANIZED



ITEM NO. F ST S200 57 99

SHELVING SYSTEM ST

DIMENSIONS: 2100x500x2000 mm h

COMPLETE WITH:

8 shelves dim. 1000x500x35 mm h

LOAD CAPACITY OF EACH SHELF: 300 kg

LOAD CAPACITY OF EACH BAY: 2300 kg

COLOUR GALVANIZED



ITEM NO.

LOAD CAPACITY KG

NO. OF BARS

DIM. MM

F ST 1030 00 99

120

-

1000x300x35 h

F ST 1040 01 99

300

1

1000x400x35 h

F ST 1050 01 99

300

1

1000x500x35 h

F ST 1060 01 99

300

1

1000x600x35 h

F ST 1080 01 99*

300

1

1000x800x35 h

ITEM NO.

LOAD CAPACITY KG

NO. OF BARS

DIM. MM

F ST 1130 00 99

100

-

1300x300x35 h

F ST 1140 01 99

230

1

1300x400x35 h

F ST 1150 01 99

230

1

1300x500x35 h

F ST 1160 01 99

200

1

1300x600x35 h

F ST 1180 01 99*

230

1

1300x800x35 h

* shelves with a depth of 800 mm are supplied with strengthening bars

SHELF FOR SHELVING SYSTEM ST

COLOUR GALVANIZED - BLUE RAL 5012 - GREY RAL 7035





1000 mm LONG BAYS - HEIGHT 2000 mm

COLOUR GALVANIZED + BLUE RAL 5012 F 54 / GALVANIZED + GREY RAL 7035 F 55 / GALVANIZED F 99

DEPTH OF BAY	SINGLE BAY WITH CROSS BRACING	ADD-ON BAY	ADD-ON BAY WITH CROSS BRACING	SINGLE BAY WITH BACK PANEL	ADD-ON BAY WITH BACK PANEL
300*	F ST A200 30 99	F ST B200 30 99	-	F ST D200 30 99	F ST E200 30 99
400**	F ST A200 40 99	F ST B200 40 99	F ST C200 40 99	F ST D200 40 99	F ST E200 40 99
500**	F ST A200 50 99	F ST B200 50 99	F ST C200 50 99	F ST D200 50 99	F ST E200 50 99
600**	F ST A200 60 99	F ST B200 60 99	F ST C200 60 99	F ST D200 60 99	F ST E200 60 99
800**	F ST A200 80 99	F ST B200 80 99	F ST C200 80 99	F ST D200 80 99	F ST E200 80 99

Each bay has 4 shelves. For 300 mm deep bays, the shelves are supplied without strengthening bars and have a load capacity of 120 kg. For 400/500/600/800 mm deep bays, the shelves are supplied with strengthening bars and have a load capacity of 300 kg.



1300 mm LONG BAYS - HEIGHT 2000 mm

COLOUR GALVANIZED + BLUE RAL 5012 F 54 / GALVANIZED + GREY RAL 7035 F 55 / GALVANIZED F 99

DEPTH OF BAY	SINGLE BAY WITH CROSS BRACING	ADD-ON BAY	ADD-ON BAY WITH CROSS BRACING	SINGLE BAY WITH BACK PANEL	ADD-ON BAY WITH BACK PANEL
300*	F ST F200 30 99	F ST G200 30 99	-	F ST L200 30 99	F ST M200 30 99
400**	F ST F200 40 99	F ST G200 40 99	F ST H200 40 99	F ST L200 40 99	F ST M200 40 99
500**	F ST F200 50 99	F ST G200 50 99	F ST H200 50 99	F ST L200 50 99	F ST M200 50 99
600**	F ST F200 60 99	F ST G200 60 99	F ST H200 60 99	F ST L200 60 99	F ST M200 60 99
800**	F ST F200 80 99	F ST G200 80 99	F ST H200 80 99	F ST L200 80 99	F ST M200 80 99

Each bay has 4 shelves. For 300 mm deep bays, the shelves are supplied without strengthening bars and have a load capacity of 100 kg. For 600 mm deep bays, the shelves are supplied with strengthening bars and have a load capacity of 200 kg. For 400/500/800 mm deep bays, the shelves are supplied with strengthening bars and have a load capacity of 230 kg.

* Must be fixed to the wall

** Must be fixed to the wall or floor

A cross bracing or a back panel must be fitted to each third bay (this does not apply to bays fixed to the wall)



THE BAYS ARE SUPPLIED UNASSEMBLED COMPLETE WITH FOOT PLATES
LOAD CAPACITY OF EACH BAY 2300 KG



1000 mm LONG BAYS - HEIGHT 2500 mm

COLOUR GALVANIZED + BLUE RAL 5012 F 54 / GALVANIZED + GREY RAL 7035 F 55 / GALVANIZED F 99

DEPTH OF BAY	SINGLE BAY WITH CROSS BRACING	ADD-ON BAY	ADD-ON BAY WITH CROSS BRACING	SINGLE BAY WITH BACK PANEL	ADD-ON BAY WITH BACK PANEL
300*	F ST A250 30 99	F ST B250 30 99	-	F ST D250 30 99	F ST E250 30 99
400*	F ST A250 40 99	F ST B250 40 99	-	F ST D250 40 99	F ST E250 40 99
500**	F ST A250 50 99	F ST B250 50 99	F ST C250 50 99	F ST D250 50 99	F ST E250 50 99
600**	F ST A250 60 99	F ST B250 60 99	F ST C250 60 99	F ST D250 60 99	F ST E250 60 99
800**	F ST A250 80 99	F ST B250 80 99	F ST C250 80 99	F ST D250 80 99	F ST E250 80 99

Each bay has 5 shelves. For 300 mm deep bays, the shelves are supplied without strengthening bars and have a load capacity of 120 kg.

For 400/500/600/800 mm deep bays, the shelves are supplied with strengthening bars and have a load capacity of 300 kg.



1300 mm LONG BAYS - HEIGHT 2500 mm

COLOUR GALVANIZED + BLUE RAL 5012 F 54 / GALVANIZED + GREY RAL 7035 F 55 / GALVANIZED F 99

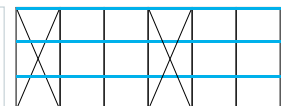
DEPTH OF BAY	SINGLE BAY WITH CROSS BRACING	ADD-ON BAY	ADD-ON BAY WITH CROSS BRACING	SINGLE BAY WITH BACK PANEL	ADD-ON BAY WITH BACK PANEL
300*	F ST F250 30 99	F ST G250 30 99	-	F ST L250 30 99	F ST M250 30 99
400*	F ST F250 40 99	F ST G250 40 99	-	F ST L250 40 99	F ST M250 40 99
500**	F ST F250 50 99	F ST G250 50 99	F ST H250 50 99	F ST L250 50 99	F ST M250 50 99
600**	F ST F250 60 99	F ST G250 60 99	F ST H250 60 99	F ST L250 60 99	F ST M250 60 99
800**	F ST F250 80 99	F ST G250 80 99	F ST H250 80 99	F ST L250 80 99	F ST M250 80 99

Each bay has 5 shelves. For 300 mm deep bays, the shelves are supplied without strengthening bars and have a load capacity of 100 kg. For 600 mm deep bays, the shelves are supplied with strengthening bars and have a load capacity of 200 kg. For 400/500/800 mm deep bays, the shelves are supplied with strengthening bars and have a load capacity of 230 kg.

* Must be fixed to the wall

** Must be fixed to the wall or floor

A cross bracing or a back panel must be fitted to each third bay (this does not apply to bays fixed to the wall)



THE BAYS ARE SUPPLIED UNASSEMBLED COMPLETE WITH FOOT PLATES
LOAD CAPACITY OF EACH BAY 2300 KG



1000 mm LONG BAYS - HEIGHT 3000 mm

COLOUR GALVANIZED + BLUE RAL 5012 F 54 / GALVANIZED + GREY RAL 7035 F 55 / GALVANIZED F 99

DEPTH OF BAY	SINGLE BAY WITH CROSS BRACING	ADD-ON BAY	ADD-ON BAY WITH CROSS BRACING	SINGLE BAY WITH BACK PANEL	ADD-ON BAY WITH BACK PANEL
300*	F ST A300 30 99	F ST B300 30 99	-	F ST D300 30 99	F ST E300 30 99
400*	F ST A300 40 99	F ST B300 40 99	-	F ST D300 40 99	F ST E300 40 99
500**	F ST A300 50 99	F ST B300 50 99	F ST C300 50 99	F ST D300 50 99	F ST E300 50 99
600**	F ST A300 60 99	F ST B300 60 99	F ST C300 60 99	F ST D300 60 99	F ST E300 60 99
800**	F ST A300 80 99	F ST B300 80 99	F ST C300 80 99	F ST D300 80 99	F ST E300 80 99

Each bay has 6 shelves. For 300 mm deep bays, the shelves are supplied without strengthening bars and have a load capacity of 120 kg.

For 400/500/600/800 mm deep bays, the shelves are supplied with strengthening bars and have a load capacity of 300 kg.



1300 mm LONG BAYS - HEIGHT 3000 mm

COLOUR GALVANIZED + BLUE RAL 5012 F 54 / GALVANIZED + GREY RAL 7035 F 55 / GALVANIZED F 99

DEPTH OF BAY	SINGLE BAY WITH CROSS BRACING	ADD-ON BAY	ADD-ON BAY WITH CROSS BRACING	SINGLE BAY WITH BACK PANEL	ADD-ON BAY WITH BACK PANEL
300*	F ST F300 30 99	F ST G300 30 99	-	F ST L300 30 99	F ST M300 30 99
400*	F ST F300 40 99	F ST G300 40 99	-	F ST L300 40 99	F ST M300 40 99
500**	F ST F300 50 99	F ST G300 50 99	F ST H300 50 99	F ST L300 50 99	F ST M300 50 99
600**	F ST F300 60 99	F ST G300 60 99	F ST H300 60 99	F ST L300 60 99	F ST M300 60 99
800**	F ST F300 80 99	F ST G300 80 99	F ST H300 80 99	F ST L300 80 99	F ST M300 80 99

Each bay has 6 shelves. For 300 mm deep bays, the shelves are supplied without strengthening bars and have a load capacity of 100 kg. For 600 mm deep bays, the shelves are supplied with strengthening bars and have a load capacity of 200 kg. For 400/500/800 mm deep bays, the shelves are supplied with strengthening bars and have a load capacity of 230 kg.

- * Must be fixed to the wall
- ** Must be fixed to the wall or floor

A cross bracing or a back panel must be fitted to each third bay (this does not apply to bays fixed to the wall)



THE BAYS ARE SUPPLIED UNASSEMBLED COMPLETE WITH FOOT PLATES
LOAD CAPACITY OF EACH BAY 2300 KG



ITEM NO. F SV S235 40 08

Shelving unit grey Ral 7035 with 35 shelves dim. 5000x400x2350 mm h.

Includes: no.1 F SV D235 41 08 single bay with back panel, 7 shelves and base plinth, no. 4 F SV E235 41 08 add-on bay with back panel, no. 7 shelves and base plinth, no. 2 F SV 5225 10 08 leaf door 2250 mm h, no.1 F SV 5075 10 08 leaf door 750 mm h, no. 2 F SV 7840 00 07 full extension suspension folder frame for folder DIN A4, no. 2 F SV 2223 40 08 side panels.



ITEM NO. F SV S235 46 08

Shelving unit grey Ral 7035 with 14 shelves dim. 2000x400x2350 mm h.

Includes:

- no. 1 F SV D235 41 08 single bay with back panel, 7 shelves and base plinth,
- no. 1 F SV E235 41 08 add-on bay with back panel, 7 shelves and base plinth
- no. 1 F SV 5225 10 08 leaf doors 2250 mm h,
- no. 2 F SV 2223 40 08 side panels.



ITEM NO. F SV S235 61 08

Dim. 2000x600x2350 mm h

1000 mm LONG SINGLE BAY COMPLETE
WITH FOOT PLATES AND ALLEN KEYS

ITEM NO.	Height of bay mm	Depth of bay mm	No. of compartments for fileholders	No. of shelves per bay	For fileholders height mm
F SV A210 61 08	2100	600*	5x2	6	320/350
F SV A235 61 08	2350	600*	6x2	7	320
F SV A250 61 08	2500	600*	6x2	7	350
F SV A310 61 08	3100	600*	8x2	9	320

1000 mm LONG ADD-ON BAY COMPLETE
WITH FOOT PLATES AND ALLEN KEYS

ITEM NO.	Height of bay mm	Depth of bay mm	No. of compartments for fileholders	No. of shelves per bay	For fileholders height mm
F SV C210 61 08	2100	600*	5x2	6	320/350
F SV C235 61 08	2350	600*	6x2	7	320
F SV C250 61 08	2500	600*	6x2	7	350
F SV C310 61 08	3100	600*	8x2	9	320

1300 mm LONG SINGLE BAY COMPLETE
WITH FOOT PLATES AND ALLEN KEYS

ITEM NO.	Height of bay mm	Depth of bay mm	No. of compartments for fileholders	No. of shelves per bay	For fileholders height mm
F SV F210 61 08	2100	600*	5x2	6	320/350
F SV F235 61 08	2350	600*	6x2	7	320
F SV F250 61 08	2500	600*	6x2	7	350
F SV F310 61 08	3100	600*	8x2	9	320

1300 mm LONG ADD-ON BAY COMPLETE
WITH FOOT PLATES AND ALLEN KEYS

ITEM NO.	Height of bay mm	Depth of bay mm	No. of compartments for fileholders	No. of shelves per bay	For fileholders height mm
F SV H210 61 08	2100	600*	5x2	6	320/350
F SV H235 61 08	2350	600*	6x2	7	320
F SV H250 61 08	2500	600*	6x2	7	350
F SV H310 61 08	3100	600*	8x2	9	320

*Must be fixed to the floor

LOAD CAPACITY OF EACH BAY: 1000 kg

LOAD CAPACITY OF EACH SHELF 1000 mm LONG: 120 kg

LOAD CAPACITY OF EACH SHELF 1300 mm LONG: 100 kg

THE SHELVING SYSTEMS ARE SUPPLIED COMPLETE WITH FOOT PLATES AND ALLEN KEY



ITEM NO. F SV S235 44 08

Dim. mm 3000x400x2350 h

1000 mm LONG SINGLE BAY COMPLETE

1000 mm LONG ADD-ON BAY COMPLETE

ITEM NO.	Height of bay mm	Depth of bay mm	No. of compartments for fileholders	No. of shelves per bay	For fileholders height mm
F SV D210 41 08	2100	400*	5	6	320/350
F SV D235 41 08	2350	400*	6	7	320
F SV D250 41 08	2500	400**	6	7	350
F SV D310 41 08	3100	400**	8	9	320

ITEM NO.	Height of bay mm	Depth of bay mm	No. of compartments for fileholders	No. of shelves per bay	For fileholders height mm
F SV F210 41 08	2100	400*	5	6	320/350
F SV F235 41 08	2350	400*	6	7	320
F SV F250 41 08	2500	400**	6	7	350
F SV F310 41 08	3100	400**	8	9	320

1300 mm LONG SINGLE BAY COMPLETE

1300 mm LONG ADD-ON BAY COMPLETE

ITEM NO.	Height of bay mm	Depth of bay mm	No. of compartments for fileholders	No. of shelves per bay	For fileholders height mm
F SV L210 41 08	2100	400*	5	6	320/350
F SV L235 41 08	2350	400*	6	7	320
F SV L250 41 08	2500	400**	6	7	350
F SV L310 41 08	3100	400**	8	9	320

ITEM NO.	Height of bay mm	Depth of bay mm	No. of compartments for fileholders	No. of shelves per bay	For fileholders height mm
F SV M210 41 08	2100	400*	5	6	320/350
F SV M235 41 08	2350	400*	6	7	320
F SV M250 41 08	2500	400**	6	7	350
F SV M310 41 08	3100	400**	8	9	320

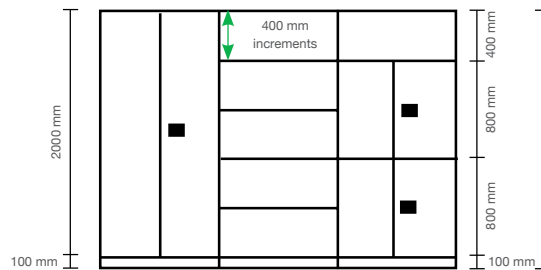
*Must be fixed to the wall or floor - ** Must be fixed to the wall

LOAD CAPACITY OF EACH BAY: 1000 kg
 LOAD CAPACITY OF EACH SHELF 1000 mm LONG: 120 KG
 LOAD CAPACITY OF EACH SHELF 1300 mm LONG: 100 KG
 THE SHELVING SYSTEMS ARE SUPPLIED COMPLETE WITH BASE PLINTH, BACK PANEL, FOOT PLATES, WALL BRACKETS AND ALLEN KEYS



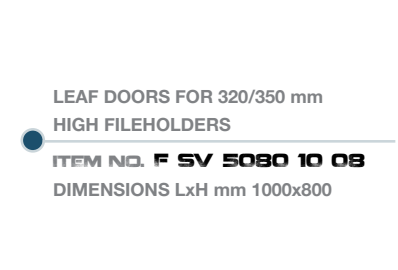
LEAF DOORS FOR 320/350 mm
HIGH FILEHOLDERS

ITEM NO. **F SV 5200 10 08**
DIMENSIONS LxH mm 1000x2000



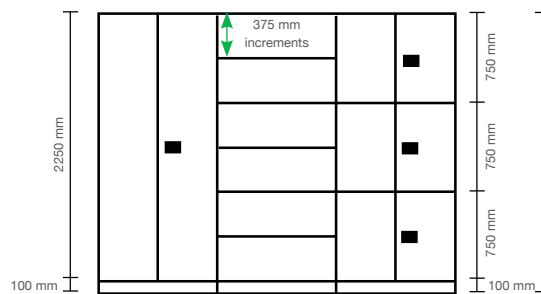
LEAF DOORS FOR 320/350 mm
HIGH FILEHOLDERS

ITEM NO. **F SV 5080 10 08**
DIMENSIONS LxH mm 1000x800



LEAF DOORS FOR 320 mm
HIGH FILEHOLDERS

ITEM NO. **F SV 5225 10 08**
DIMENSIONS LxH mm 1000x2250



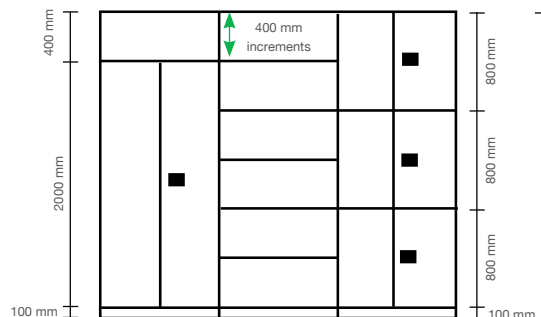
LEAF DOORS FOR 320 mm
HIGH FILEHOLDERS

ITEM NO. **F SV 5075 10 08**
DIMENSIONS LxH mm 1000x750



LEAF DOORS FOR 350 mm
HIGH FILEHOLDERS

ITEM NO. **F SV 5200 10 08**
DIMENSIONS LxH mm 1000x2000



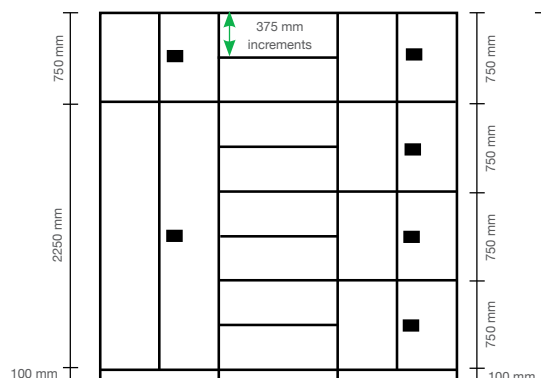
LEAF DOORS FOR 350 mm
HIGH FILEHOLDERS

ITEM NO. **F SV 5080 10 08**
DIMENSIONS LxH mm 1000x800



LEAF DOORS FOR 320 mm
HIGH FILEHOLDERS

ITEM NO. **F SV 5225 10 08**
DIMENSIONS LxH mm 1000x2250



LEAF DOORS FOR 320 mm
HIGH FILEHOLDERS

ITEM NO. **F SV 5075 10 08**
DIMENSIONS LxH mm 1000x750





FOR ADDITIONAL INFORMATION, PLEASE CONSULT OUR WEBSITE
WWW.FAMISPA.COM
UNDER THE MENU CATALOGUES



FOR ADDITIONAL INFORMATION, PLEASE CONSULT OUR WEBSITE
WWW.FAMISPA.COM
UNDER THE MENU CATALOGUES



TROLLEYS SERIES COMBI CE
142 - 145

TROLLEYS SERIES COMBI CF
146 - 147

TROLLEYS SERIES COMBI CL
148 - 149

TROLLEYS SERIES COMBI CI
150

TROLLEYS SERIES COMBI CK
151

TROLLEYS SERIES COMBI CG
152

TROLLEYS SERIES COMBI CH
153

TROLLEYS SERIES COMBI CR
154

TROLLEYS SERIES COMBI CR - SMART
155 - 157

ITEM NO. F CE B105 03 04

DIMENSIONS: 1135x700x915 mm h
TROLLEY COMPLETE WITH:
 2 standard rubber swivel wheels with brakes - 2 standard rubber fixed wheels Ø 125 mm
TROLLEY LOAD CAPACITY: 250 KG
COLOUR BLUE RAL 5012



ITEM NO. F CE P105 03 04

DIMENSIONS: 1135x700x1000 mm h

ITEM NO. F CE P255 03 04

DIMENSIONS: 1420x825x1000 mm h
TROLLEY COMPLETE WITH:
 2 standard rubber swivel wheels with brakes - 2 standard rubber fixed wheels Ø 200 mm
TROLLEY LOAD CAPACITY: 500 KG
COLOUR BLUE RAL 5012



ITEM NO. F CE P106 03 04

DIMENSIONS: 1135x700x1000 mm h

ITEM NO. F CE P256 03 04

DIMENSIONS: 1420x825x1000 mm h
TROLLEY COMPLETE WITH:
 2 standard rubber swivel wheels with brakes - 2 standard rubber fixed wheels Ø 200 mm
TROLLEY LOAD CAPACITY: 500 KG
COLOUR BLUE RAL 5012



ITEM NO. F CE P105 08 04

DIMENSIONS: 1135x700x1000 mm h

ITEM NO. F CE P255 08 04

DIMENSIONS: 1420x825x1000 mm h
TROLLEY COMPLETE WITH:
 2 standard rubber swivel wheels with brakes - 2 standard rubber fixed wheels Ø 200 mm
TROLLEY LOAD CAPACITY: 500 KG
COLOUR BLUE RAL 5012



ITEM NO. F CE P106 20 04

DIMENSIONS: 1095x700x1000 mm h

ITEM NO. F CE P256 20 04

DIMENSIONS: 1380x825x1000 mm h
TROLLEY COMPLETE WITH:
 2 standard rubber swivel wheels with brakes - 2 standard rubber fixed wheels Ø 200 mm
TROLLEY LOAD CAPACITY: 500 KG
COLOUR BLUE RAL 5012



ITEM NO. F CE P105 20 04

DIMENSIONS: 1095x700x1000 mm h

ITEM NO. F CE P255 20 04

DIMENSIONS: 1380x825x1000 mm h
TROLLEY COMPLETE WITH:
 2 standard rubber swivel wheels with brakes - 2 standard rubber fixed wheels Ø 200 mm
TROLLEY LOAD CAPACITY: 500 KG
COLOUR BLUE RAL 5012



ITEM NO. F CE P105 04 04

DIMENSIONS: 1135x700x1000 mm h

ITEM NO. F CE P255 04 04

DIMENSIONS: 1420x825x1000 mm h
TROLLEY COMPLETE WITH:
 2 standard rubber swivel wheels with brakes - 2 standard rubber fixed wheels Ø 200 mm
TROLLEY LOAD CAPACITY: 500 KG
COLOUR BLUE RAL 5012



ITEM NO. F CE P105 12 04

DIMENSIONS: 1200x700x1000 mm h

ITEM NO. F CE P255 12 04

DIMENSIONS: 1485x825x1000 mm h
TROLLEY COMPLETE WITH:
 2 standard rubber swivel wheels with brakes - 2 standard rubber fixed wheels Ø 200 mm
TROLLEY LOAD CAPACITY: 500 KG
COLOUR BLUE RAL 5012



ITEM NO. F CE P105 06 04

DIMENSIONS: 1200x700x1000 mm h

ITEM NO. F CE P255 06 04

DIMENSIONS: 1485x825x1000 mm h

TROLLEY COMPLETE WITH:

2 standard rubber swivel wheels with brakes - 2 standard rubber fixed wheels Ø 200 mm

TROLLEY LOAD CAPACITY: 500 KG

COLOUR BLUE RAL 5012



ITEM NO. F CE P105 15 04

DIMENSIONS: 1200x700x1000 mm h

ITEM NO. F CE P255 15 04

DIMENSIONS: 1485x825x1000 mm h

TROLLEY COMPLETE WITH:

2 standard rubber swivel wheels with brakes - 2 standard rubber fixed wheels Ø 200 mm

TROLLEY LOAD CAPACITY: 500 KG

COLOUR BLUE RAL 5012



ITEM NO. F CE P105 07 04

DIMENSIONS: 1200x700x1000 mm h

ITEM NO. F CE P255 07 04

DIMENSIONS: 1485x825x1000 mm h

TROLLEY COMPLETE WITH:

2 standard rubber swivel wheels with brakes - 2 standard rubber fixed wheels Ø 200 mm

TROLLEY LOAD CAPACITY: 500 KG

COLOUR BLUE RAL 5012



ITEM NO. F CE P105 11 04

DIMENSIONS: 1200x700x1000 mm h

ITEM NO. F CE P255 11 04

DIMENSIONS: 1485x825x1000 mm h

TROLLEY COMPLETE WITH:

2 standard rubber swivel wheels with brakes - 2 standard rubber fixed wheels Ø 200 mm

TROLLEY LOAD CAPACITY: 500 KG

COLOUR BLUE RAL 5012



ITEM NO. F CE P105 10 04

DIMENSIONS: 1200x700x1000 mm h

ITEM NO. F CE P255 10 04

DIMENSIONS: 1485x825x1000 mm h

TROLLEY COMPLETE WITH:

2 standard rubber swivel wheels with brakes - 2 standard rubber fixed wheels Ø 200 mm

TROLLEY LOAD CAPACITY: 500 KG

COLOUR BLUE RAL 5012



ITEM NO. F CE P105 24 04

DIMENSIONS: 1095x715x1135 mm h

TROLLEY COMPLETE WITH:

2 standard rubber swivel wheels with brakes - 2 standard rubber fixed wheels Ø 200 mm

TROLLEY LOAD CAPACITY: 500 KG

COLOUR BLUE RAL 5012



ITEM NO. F CE P105 21 04

DIMENSIONS: 1095x700x1000 mm h

TROLLEY COMPLETE WITH:

2 standard rubber swivel wheels with brakes - 2 standard rubber fixed wheels Ø 200 mm

TROLLEY LOAD CAPACITY: 500 KG

COLOUR BLUE RAL 5012



ITEM NO. F CE P105 21 04

DIMENSIONS: 1095x700x1000 mm h

TROLLEY COMPLETE WITH:

2 standard rubber swivel wheels with brakes - 2 standard rubber fixed wheels Ø 200 mm

TROLLEY LOAD CAPACITY: 500 KG

COLOUR BLUE RAL 5012



ITEM NO. F CF H005 03 04

DIMENSIONS: 945x525x1045 mm h

TROLLEY COMPLETE WITH:

2 standard rubber swivel wheels with brakes - 2 standard rubber fixed wheels Ø 150 mm

TROLLEY LOAD CAPACITY: 250 KG

COLOUR BLUE RAL 5012



ITEM NO. F CF H005 08 04

DIMENSIONS: 945x525x1045 mm h

TROLLEY COMPLETE WITH:

2 standard rubber swivel wheels with brakes - 2 standard rubber fixed wheels Ø 150 mm

TROLLEY LOAD CAPACITY: 250 KG

COLOUR BLUE RAL 5012



ITEM NO. F CH H006 08 04

DIMENSIONS: 945x525x1045 mm h

TROLLEY COMPLETE WITH:

2 standard rubber swivel wheels with brakes - 2 standard rubber fixed wheels Ø 150 mm

TROLLEY LOAD CAPACITY: 250 KG

COLOUR BLUE RAL 5012



ITEM NO. F CF H006 03 04

DIMENSIONS: 945x525x1045 mm h

TROLLEY COMPLETE WITH:

2 standard rubber swivel wheels with brakes - 2 standard rubber fixed wheels Ø 150 mm

TROLLEY LOAD CAPACITY: 250 KG

COLOUR BLUE RAL 5012



ITEM NO. F CE H005 07 04

DIMENSIONS: 945x525x1045 mm h

TROLLEY COMPLETE WITH:

2 standard rubber swivel wheels with brakes - 2 standard rubber fixed wheels Ø 150 mm

TROLLEY LOAD CAPACITY: 250 KG

COLOUR BLUE RAL 5012



ITEM NO. F CF H006 12 04

DIMENSIONS: 945x525x1045 mm h

TROLLEY COMPLETE WITH:

2 standard rubber swivel wheels with brakes - 2 standard rubber fixed wheels Ø 150 mm

TROLLEY LOAD CAPACITY: 250 KG

COLOUR BLUE RAL 5012



ITEM NO. F CF H006 06 04

DIMENSIONS: 945x525x1045 mm h

TROLLEY COMPLETE WITH:

2 standard rubber swivel wheels with brakes - 2 standard rubber fixed wheels Ø 150 mm

TROLLEY LOAD CAPACITY: 250 KG

COLOUR BLUE RAL 5012



ITEM NO. F CF H056 03 04

DIMENSIONS: 1135x625x1045 mm h

TROLLEY COMPLETE WITH:

2 standard rubber swivel wheels with brakes - 2 standard rubber fixed wheels Ø 150 mm

TROLLEY LOAD CAPACITY: 250 KG

COLOUR BLUE RAL 5012



ITEM NO. F CF H055 08 04

DIMENSIONS: 1135x625x1045 mm h

TROLLEY COMPLETE WITH:

2 standard rubber swivel wheels with brakes - 2 standard rubber fixed wheels Ø 150 mm

TROLLEY LOAD CAPACITY: 250 KG

COLOUR BLUE RAL 5012



ITEM NO. F CH H056 08 04

DIMENSIONS: 1135x625x1045 mm h

TROLLEY COMPLETE WITH:

2 standard rubber swivel wheels with brakes - 2 standard rubber fixed wheels Ø 150 mm

TROLLEY LOAD CAPACITY: 250 KG

COLOUR BLUE RAL 5012



ITEM NO. F CF H055 03 04

DIMENSIONS: 1135x625x1045 mm h

TROLLEY COMPLETE WITH:

2 standard rubber swivel wheels with brakes - 2 standard rubber fixed wheels Ø 150 mm

TROLLEY LOAD CAPACITY: 250 KG

COLOUR BLUE RAL 5012



ITEM NO. F CF H055 07 04

DIMENSIONS: 1135x625x1045 mm h

TROLLEY COMPLETE WITH:

2 standard rubber swivel wheels with brakes - 2 standard rubber fixed wheels Ø 150 mm

TROLLEY LOAD CAPACITY: 250 KG

COLOUR BLUE RAL 5012



ITEM NO. F CF H056 12 04

DIMENSIONS: 1135x625x1045 mm h

TROLLEY COMPLETE WITH:

2 standard rubber swivel wheels with brakes - 2 standard rubber fixed wheels Ø 150 mm

TROLLEY LOAD CAPACITY: 250 KG

COLOUR BLUE RAL 5012



ITEM NO. F CF H056 06 04

DIMENSIONS: 1135x625x1045 mm h

TROLLEY COMPLETE WITH:

2 standard rubber swivel wheels with brakes - 2 standard rubber fixed wheels Ø 150 mm

TROLLEY LOAD CAPACITY: 250 KG

COLOUR BLUE RAL 5012



ITEM NO. F CL H006 04 04

DIMENSIONS: 945x525x1435 mm h

TROLLEY COMPLETE WITH:

2 standard rubber swivel wheels with brakes - 2 standard rubber fixed wheels Ø 150 mm

TROLLEY LOAD CAPACITY: 250 KG

COLOUR BLUE RAL 5012



ITEM NO. F CL H006 10 04

DIMENSIONS: 945x525x1435 mm h

TROLLEY COMPLETE WITH:

2 standard rubber swivel wheels with brakes - 2 standard rubber fixed wheels Ø 150 mm

TROLLEY LOAD CAPACITY: 250 KG

COLOUR BLUE RAL 5012



ITEM NO. F CL H006 06 04

DIMENSIONS: 945x525x1435 mm h

TROLLEY COMPLETE WITH:

2 standard rubber swivel wheels with brakes - 2 standard rubber fixed wheels Ø 150 mm

TROLLEY LOAD CAPACITY: 250 KG

COLOUR BLUE RAL 5012



ITEM NO. F CL H006 07 04

DIMENSIONS: 945x525x1435 mm h

TROLLEY COMPLETE WITH:

2 standard rubber swivel wheels with brakes - 2 standard rubber fixed wheels Ø 150 mm

TROLLEY LOAD CAPACITY: 250 KG

COLOUR BLUE RAL 5012



ITEM NO. F CL H005 04 04

DIMENSIONS: 945x525x1435 mm h

TROLLEY COMPLETE WITH:

2 standard rubber swivel wheels with brakes - 2 standard rubber fixed wheels Ø 150 mm

TROLLEY LOAD CAPACITY: 250 KG

COLOUR BLUE RAL 5012



ITEM NO. F CL H005 05 04

DIMENSIONS: 945x525x1435 mm h

TROLLEY COMPLETE WITH:

2 standard rubber swivel wheels with brakes - 2 standard rubber fixed wheels Ø 150 mm

TROLLEY LOAD CAPACITY: 250 KG

COLOUR BLUE RAL 5012



ITEM NO. F CL H005 03 04

DIMENSIONS: 945x545x1435 mm h

TROLLEY COMPLETE WITH:

2 standard rubber swivel wheels with brakes - 2 standard rubber fixed wheels Ø 150 mm

TROLLEY LOAD CAPACITY: 250 KG

COLOUR BLUE RAL 5012



ITEM NO. F CL H056 04 04

DIMENSIONS: 1135x625x1535 mm h

TROLLEY COMPLETE WITH:

2 standard rubber swivel wheels with brakes - 2 standard rubber fixed wheels Ø 150 mm

TROLLEY LOAD CAPACITY: 250 KG

COLOUR BLUE RAL 5012



ITEM NO. F CL H056 10 04

DIMENSIONS: 1135x625x1535 mm h

TROLLEY COMPLETE WITH:

2 standard rubber swivel wheels with brakes - 2 standard rubber fixed wheels Ø 150 mm

TROLLEY LOAD CAPACITY: 250 KG

COLOUR BLUE RAL 5012



ITEM NO. F CL H056 06 04

DIMENSIONS: 1135x625x1535 mm h

TROLLEY COMPLETE WITH:

2 standard rubber swivel wheels with brakes - 2 standard rubber fixed wheels Ø 150 mm

TROLLEY LOAD CAPACITY: 250 KG

COLOUR BLUE RAL 5012



ITEM NO. F CL H056 07 04

DIMENSIONS: 1135x625x1535 mm h

TROLLEY COMPLETE WITH:

2 standard rubber swivel wheels with brakes - 2 standard rubber fixed wheels Ø 150 mm

TROLLEY LOAD CAPACITY: 250 KG

COLOUR BLUE RAL 5012



ITEM NO. F CL H055 04 04

DIMENSIONS: 1135x625x1535 mm h

TROLLEY COMPLETE WITH:

2 standard rubber swivel wheels with brakes - 2 standard rubber fixed wheels Ø 150 mm

TROLLEY LOAD CAPACITY: 250 KG

COLOUR BLUE RAL 5012



ITEM NO. F CL H055 05 04

DIMENSIONS: 1135x625x1535 mm h

TROLLEY COMPLETE WITH:

2 standard rubber swivel wheels with brakes - 2 standard rubber fixed wheels Ø 150 mm

TROLLEY LOAD CAPACITY: 250 KG

COLOUR BLUE RAL 5012



ITEM NO. F CL H055 03 04

DIMENSIONS: 1135x645x1535 mm h

TROLLEY COMPLETE WITH:

2 standard rubber swivel wheels with brakes - 2 standard rubber fixed wheels Ø 150 mm

TROLLEY LOAD CAPACITY: 250 KG

COLOUR BLUE RAL 5012



ALL INDICATED LOADS ARE NET AND REFER TO EVENLY DISTRIBUTED WEIGHTS
LOAD CAPACITY OF EACH SHELF OR WOODEN TRAY: 100 KG

ITEM NO. F CI P255 04 04

DIMENSIONS: 1425x845x1200 mm h

TROLLEY COMPLETE WITH:

2 standard rubber swivel wheels with brakes - 2 standard rubber fixed wheels Ø 200 mm

TROLLEY LOAD CAPACITY: 500 KG

COLOUR BLUE RAL 5012



ITEM NO. F CI P256 06 04

DIMENSIONS: 1425x825x1200 mm h

TROLLEY COMPLETE WITH:

2 standard rubber swivel wheels with brakes - 2 standard rubber fixed wheels Ø 200 mm

TROLLEY LOAD CAPACITY: 500 KG

COLOUR BLUE RAL 5012



ITEM NO. F CI P256 03 04

DIMENSIONS: 1425x825x1200 mm h

TROLLEY COMPLETE WITH:

2 standard rubber swivel wheels with brakes - 2 standard rubber fixed wheels Ø 200 mm

TROLLEY LOAD CAPACITY: 500 KG

COLOUR BLUE RAL 5012



ITEM NO. F CI P256 05 04

DIMENSIONS: 1425x825x1200 mm h

TROLLEY COMPLETE WITH:

2 standard rubber swivel wheels with brakes - 2 standard rubber fixed wheels Ø 200 mm

TROLLEY LOAD CAPACITY: 500 KG

COLOUR BLUE RAL 5012



ITEM NO. F CI P255 03 04

DIMENSIONS: 1425x825x1200 mm h

TROLLEY COMPLETE WITH:

2 standard rubber swivel wheels with brakes - 2 standard rubber fixed wheels Ø 200 mm

TROLLEY LOAD CAPACITY: 500 KG

COLOUR BLUE RAL 5012



ITEM NO. F CI P255 05 04

DIMENSIONS: 1425x825x1200 mm h

TROLLEY COMPLETE WITH:

2 standard rubber swivel wheels with brakes - 2 standard rubber fixed wheels Ø 200 mm

TROLLEY LOAD CAPACITY: 500 KG

COLOUR BLUE RAL 5012



ITEM NO. F CI P255 06 04

DIMENSIONS: 1425x825x1200 mm h

TROLLEY COMPLETE WITH:

2 standard rubber swivel wheels with brakes - 2 standard rubber fixed wheels Ø 200 mm

TROLLEY LOAD CAPACITY: 500 KG

COLOUR BLUE RAL 5012





ITEM NO. F CK P255 04 04

DIMENSIONS: 1425x845x1800 mm h

TROLLEY COMPLETE WITH:

2 standard rubber swivel wheels with brakes - 2 standard rubber fixed wheels Ø 200 mm

TROLLEY LOAD CAPACITY: 500 KG

COLOUR BLUE RAL 5012



ITEM NO. F CK P256 03 04

DIMENSIONS: 1425x825x1800 mm h

TROLLEY COMPLETE WITH:

2 standard rubber swivel wheels with brakes - 2 standard rubber fixed wheels Ø 200 mm

TROLLEY LOAD CAPACITY: 500 KG

COLOUR BLUE RAL 5012



ITEM NO. F CK P255 07 04

DIMENSIONS: 1425x825x1800 mm h

TROLLEY COMPLETE WITH:

2 standard rubber swivel wheels with brakes - 2 standard rubber fixed wheels Ø 200 mm

TROLLEY LOAD CAPACITY: 500 KG

COLOUR BLUE RAL 5012



ITEM NO. F CK P256 06 04

DIMENSIONS: 1425x825x1800 mm h

TROLLEY COMPLETE WITH:

2 standard rubber swivel wheels with brakes - 2 standard rubber fixed wheels Ø 200 mm

TROLLEY LOAD CAPACITY: 500 KG

COLOUR BLUE RAL 5012



ITEM NO. F CK P255 05 04

DIMENSIONS: 1425x825x1800 mm h

TROLLEY COMPLETE WITH:

2 standard rubber swivel wheels with brakes - 2 standard rubber fixed wheels Ø 200 mm

TROLLEY LOAD CAPACITY: 500 KG

COLOUR BLUE RAL 5012



ITEM NO. F CG P156 05 04

DIMENSIONS: 1425x525x1490 mm h

TROLLEY COMPLETE WITH:

2 standard rubber swivel wheels with brakes - 2 standard rubber fixed wheels Ø 200 mm

TROLLEY LOAD CAPACITY: 500 KG

COLOUR BLUE RAL 5012



ITEM NO. F CG P156 10 04

DIMENSIONS: 1425x525x1490 mm h

TROLLEY COMPLETE WITH:

2 standard rubber swivel wheels with brakes - 2 standard rubber fixed wheels Ø 200 mm

TROLLEY LOAD CAPACITY: 500 KG

COLOUR BLUE RAL 5012



ITEM NO. F CG P155 05 04

DIMENSIONS: 1425x525x1490 mm h

TROLLEY COMPLETE WITH:

2 standard rubber swivel wheels with brakes - 2 standard rubber fixed wheels Ø 200 mm

TROLLEY LOAD CAPACITY: 500 KG

COLOUR BLUE RAL 5012



ITEM NO. F CG P156 13 04

DIMENSIONS: 1425x525x1490 mm h

TROLLEY COMPLETE WITH:

2 standard rubber swivel wheels with brakes - 2 standard rubber fixed wheels Ø 200 mm

TROLLEY LOAD CAPACITY: 500 KG

COLOUR BLUE RAL 5012

CONTAINERS EXCLUDED

ITEM NO. F CG P156 19 04

Complete with:

20 containers item no. F PM 6651 00 05



ITEM NO. F CG P156 17 04

DIMENSIONS: 1425x525x1490 mm h

TROLLEY COMPLETE WITH:

2 standard rubber swivel wheels with brakes - 2 standard rubber fixed wheels Ø 200 mm

TROLLEY LOAD CAPACITY: 500 KG

COLOUR BLUE RAL 5012

CONTAINERS EXCLUDED

ITEM NO. F CG P156 18 04

Complete with:

24 containers item no. F PM 5751 00 05

ITEM NO. F CH P206 09 04

DIMENSIONS: 1425x625x1590 mm h

TROLLEY COMPLETE WITH:

2 standard rubber swivel wheels with brakes - 2 standard rubber fixed wheels Ø 200 mm

TROLLEY LOAD CAPACITY: 500 KG

COLOUR BLUE RAL 5012



ITEM NO. F CH P205 07 04

DIMENSIONS: 1425x625x1590 mm h

TROLLEY COMPLETE WITH:

2 standard rubber swivel wheels with brakes - 2 standard rubber fixed wheels Ø 200 mm

TROLLEY LOAD CAPACITY: 500 KG

COLOUR BLUE RAL 5012



ITEM NO. F CH P206 11 04

DIMENSIONS: 1425x625x1590 mm h

TROLLEY COMPLETE WITH:

2 standard rubber swivel wheels with brakes - 2 standard rubber fixed wheels Ø 200 mm

TROLLEY LOAD CAPACITY: 500 KG

COLOUR BLUE RAL 5012



ITEM NO. F CH P206 12 04

DIMENSIONS: 1425x625x1590 mm h

TROLLEY COMPLETE WITH:

2 standard rubber swivel wheels with brakes - 2 standard rubber fixed wheels Ø 200 mm

TROLLEY LOAD CAPACITY: 500 KG

COLOUR BLUE RAL 5012



ITEM NO. F CH P206 15 04

DIMENSIONS: 1425x625x1590 mm h

TROLLEY COMPLETE WITH:

2 standard rubber swivel wheels with brakes - 2 standard rubber fixed wheels Ø 200 mm

TROLLEY LOAD CAPACITY: 500 KG

COLOUR BLUE RAL 5012



ITEM NO. F CH P206 14 04

Complete with:

12 containers item no. F PA 6451 A0 01

ITEM NO. F CH P206 16 04

Complete with:

9 containers item no. F PA 6851 A0 01

ITEM NO. F CR 0101 00 04

DIMENSIONS: 855x520x815 mm h

TROLLEY COMPLETE WITH:

1 swivel wheel with brake - 1 swivel wheel without brake - 2 standard rubber fixed wheels Ø 100 mm
TROLLEY LOAD CAPACITY: 200 kg
SHELF LOAD CAPACITY: 100 kg c.u.d.
COLOUR BLUE RAL 5012
SUPPLIED UNASSEMBLED



ITEM NO. F CR 0101 01 04

DIMENSIONS: 855x520x815 mm h

TROLLEY COMPLETE WITH:

1 swivel wheel with brake - 1 swivel wheel without brake - 2 standard rubber fixed wheels Ø 100 mm
TROLLEY LOAD CAPACITY: 200 kg
SHELF LOAD CAPACITY: 100 kg c.u.d.
COLOUR BLUE RAL 5012
SUPPLIED UNASSEMBLED



ITEM NO. F CR 0111 00 04

DIMENSIONS: 1080x635x815 mm h

TROLLEY COMPLETE WITH:

1 swivel wheel with brake - 1 swivel wheel without brake - 2 standard rubber fixed wheels Ø 125 mm
TROLLEY LOAD CAPACITY: 300 kg
SHELF LOAD CAPACITY: 100 kg c.u.d.
COLOUR BLUE RAL 5012
SUPPLIED UNASSEMBLED



ITEM NO. F CR 0111 01 04

DIMENSIONS: 1080x635x815 mm h

TROLLEY COMPLETE WITH:

1 swivel wheel with brake - 1 swivel wheel without brake - 2 standard rubber fixed wheels Ø 125 mm
TROLLEY LOAD CAPACITY: 300 kg
SHELF LOAD CAPACITY: 100 kg c.u.d.
COLOUR BLUE RAL 5012
SUPPLIED UNASSEMBLED



ITEM NO. F CR 0031 00 04

DIMENSIONS: 765x560x1030 mm h

TROLLEY COMPLETE WITH:

2 standard rubber swivel wheels with brakes and 2 standard rubber fixed wheels Ø 125 mm
TROLLEY LOAD CAPACITY: 300 kg
COLOUR BLUE RAL 5012
SUPPLIED ASSEMBLED



ITEM NO. F CR 0031 03 04

DIMENSIONS: 765x560x1030 mm h

TROLLEY COMPLETE WITH:

2 standard rubber swivel wheels with brakes and 2 standard rubber fixed wheels Ø 125 mm
 1 storage container item no. F PL 8951 00 03
 1 storage container item no. F PL 8951 00 05
TROLLEY LOAD CAPACITY: 300 kg
COLOUR BLUE RAL 5012
SUPPLIED ASSEMBLED



ITEM NO. F CR 0021 00 04

DIMENSIONS: 555x445x845 mm h

TROLLEY COMPLETE WITH:

4 standard rubber swivel wheels without brakes Ø 100 mm
TROLLEY LOAD CAPACITY: 150 kg
COLOUR BLUE RAL 5012
SUPPLIED ASSEMBLED



ITEM NO. F CR 0021 03 04

DIMENSIONS: 555x445x845 mm h

TROLLEY COMPLETE WITH:

4 standard rubber swivel wheels without brakes Ø 100 mm
 1 storage container item no. F PM 6551 00 05
 1 storage container item no. F PM 6551 00 04
TROLLEY LOAD CAPACITY: 150 kg
COLOUR BLUE RAL 5012
SUPPLIED ASSEMBLED



ITEM NO. F CP 2011 02 99

DIMENSIONS: 695x415x170/870 mm h

TROLLEY COMPLETE WITH:

4 standard rubber swivel wheels
without brakes Ø 100 mm
TROLLEY LOAD CAPACITY: 150 kg
COLOUR GALVANIZED



ITEM NO. F CP 2011 01 99

DIMENSIONS: 615x415x170 mm h

TROLLEY COMPLETE WITH:

4 standard rubber swivel wheels
without brakes Ø 100 mm
TROLLEY LOAD CAPACITY: 150 kg
COLOUR GALVANIZED



ITEM NO. F LB B073 05 52

DIMENSIONS: 725x613x1430 mm h

TROLLEY CON:

2 standard rubber swivel wheels with brakes
- 2 standard rubber fixed wheels Ø 125 mm
LOAD CAPACITY: 300 kg (150 per side)
COLOUR GALVANIZED +
GREY RAL 7000



ITEM NO. F LB B073 55 52

TROLLEY COMPLETE WITH:

4 stacking containers item no. F PA 4451 A0 01
1 stacking container item no. F PA 6451 A0 01
1 stacking container item no. F PA 6851 A0 01

ITEM NO. F LB B103 02 52

DIMENSIONS: 1023x613x1430 mm h

TROLLEY COMPLETE WITH:

2 standard rubber swivel wheels with brakes
- 2 standard rubber fixed wheels Ø 125 mm
LOAD CAPACITY: 300 kg (150 per side)
COLOUR GALVANIZED +
GREY RAL 7000



ITEM NO. F LB B103 52 52

TROLLEY COMPLETE WITH:

4 stacking containers item no. F PA 6451 A0 01
1 stacking container item no. F PA 6851 A0 01
1 stacking container item no. F PA 8951 A0 01



ITEM NO. F LB B102 52 52

TROLLEY SMART

DIM.: 1023x613x1430 mm h

COMPLETE WITH:

- 20 shelves for size 1
- 180 storage containers size 1
- 2 standard rubber swivel wheels with brakes - 2 standard rubber fixed wheels Ø 125 mm

LOAD CAPACITY: 300 kg (150 kg per side)

COLOUR GALVANIZED + GREY RAL 7000



ITEM NO. F LB B102 53 52

TROLLEY SMART

DIM.: 1023x613x1430 mm h

COMPLETE WITH:

- 10 shelves for size 1
- 8 shelves for size 2
- 90 storage containers size 1
- 48 storage containers size 2
- 2 standard rubber swivel wheels with brakes - 2 standard rubber fixed wheels Ø 125 mm

LOAD CAPACITY: 300 kg (150 kg per side)
COLOUR GALVANIZED + GREY RAL 7000



ITEM NO. F LB B102 54 52

TROLLEY SMART

DIM.: 1023x613x1430 mm h

COMPLETE WITH:

- 14 shelves for size 2
- 84 storage containers size 2
- 2 standard rubber swivel wheels with brakes - 2 standard rubber fixed wheels Ø 125 mm

LOAD CAPACITY: 300 kg (150 kg per side)

COLOUR GALVANIZED + GREY RAL 7000



ITEM NO. F LB B102 56 52

TROLLEY SMART

DIM.: 1023x613x1430 mm h


COMPLETE WITH:

- 5 shelves for size 1
- 4 shelves for size 2
- 6 shelves for size 3A2
- 45 storage containers size 1
- 24 storage containers size 2
- 28 storage containers size 3A2
- 2 standard rubber swivel wheels with brakes - 2 standard rubber fixed wheels Ø 125 mm

LOAD CAPACITY: 300 kg (150 kg per side)
COLOUR GALVANIZED + GREY RAL 7000







TOOL TROLLEYS
160

TOOL STORAGE CABINETS
161 - 163

CABINETS WITH DOORS
164 - 167



ITEM NO. F CN K600 06 51

TOOL TROLLEY

Including: 2 nylon swivel wheels with brake Ø 160 mm, 2 nylon fixed wheels Ø 160 mm, 1 tool holder frame 4-rows, 1 pair of carriers, 4 tool holder frames 1-row, 2 pair of angled carriers, 2 pair of horizontal carriers, 1 adjustable shelf, 1 rubber mat, 2 adjustable shelves, 2 rubber mats, 1 empty drawer. **TOOL HOLDERS EXCLUDED.**

DIMENSIONS: 1073x685x935 mm h.

LOAD CAPACITY: 840 KG. COLOUR BLUE RAL 5012



ITEM NO. F CN F100 10 51

TOOL TROLLEY

Including: 2 nylon swivel wheels with brake Ø 125 mm, 2 nylon fixed wheels Ø 125 mm, 1 tool holder frame 3-rows, 1 pair of carriers, 2 tool holder frames 1-row, 2 pair of angled carriers, 1 shelf, 1 rubber mat. **TOOL HOLDERS EXCLUDED.**

DIMENSIONS: 1064x512x890 mm h.

LOAD CAPACITY: 500 KG. COLOUR BLUE RAL 5012



ITEM NO. F CN F100 01 51

TOOL TROLLEY

Including: 2 nylon swivel wheels with brake Ø 125 mm, 2 nylon fixed wheels Ø 125 mm, 1 tool holder frame 3-rows, 1 pair of carriers, 4 tool holder frames 1-row, 4 pair of angled carriers, 1 shelf, 1 rubber mat. **TOOL HOLDERS EXCLUDED.**

DIMENSIONS: 1064x512x890 mm h.

LOAD CAPACITY: 500 KG. COLOUR BLUE RAL 5012



ITEM NO. F NC 2010 00 04

TOOL STAND TOOL HOLDERS EXCLUDED.

DIMENSIONS: 565x450x350 mm h. COLOUR BLUE RAL 5012

TOOL HOLDER TYPE	MAX. QUANTITY PER TOOL FRAME	TOOL HOLDER TYPE	MAX. QUANTITY PER TOOL FRAME
ISO 30 / VDI 30	24	HSK A32-B40	24
ISO 40	24	HSK A40-B50	24
ISO 45 / VDI 40	18	HSK A50-B63	18
ISO 50	15	HSK A63-B80	18
VDI 50	18	HSK A80-B100	12
VDI 60	15	HSK A100-B125	12
MORSE TAPER 2/3/4	24	CAPTO C4/C5/C6	18
MORSE TAPER 5	18		

ITEM NO. TOOL HOLDERS	TOOL HOLDER TYPE	MAX. QUANTITY PER TOOL FRAME F NC 5020	MAX. QUANTITY PER TOOL FRAME F NC 5120	MAX. QUANTITY PER TOOL FRAME F NC 5220
F NC 9510 00 03	ISO 30	7	24	32
F NC 9530 00 03	ISO 40	7	24	32
F NC 9540 00 03	ISO 45	5	18	24
F NC 9550 00 03	ISO 50	5	15	20
F NC 9560 00 03	VDI 30	7	24	32
F NC 9570 00 03	VDI 40	5	18	24
F NC 9580 00 03	VDI 50	5	18	24
F NC 9590 00 03	VDI 60	5	15	20
F NC 9720 00 03	MORSE TAPER 2	7	24	32
F NC 9730 00 03	MORSE TAPER 3	7	24	32
F NC 9740 00 03	MORSE TAPER 4	7	24	32
F NC 9750 00 03	MORSE TAPER 5	5	18	24
F NC 9270 00 03	CAPTO C3	7	24	32
F NC 9275 00 03	CAPTO C4	5	18	24
F NC 9280 00 03	CAPTO C5	5	18	24
F NC 9285 00 03	CAPTO C6	5	18	24
F NC 9290 00 03	CAPTO C8	4	12	16
F NC 9210 00 03	HSK A32-B40	7	24	32
F NC 9220 00 03	HSK A40-B50	7	24	32
F NC 9230 00 03	HSK A50-B63	5	18	24
F NC 9240 00 03	HSK A63-B80	5	18	24
F NC 9250 00 03	HSK A80-B100	4	12	16
F NC 9260 00 03	HSK A100-B125	4	12	16
F NC 9640 00 03	2"	5	18	24
F NC 9650 00 03	2" ¼	5	15	20
F NC 9010 00 03*	58 mm	9	27	36
F NC 9020 00 03*	65 mm	8	24	32
F NC 9030 00 03*	75 mm	7	21	28
F NC 9040 00 03*	87 mm	6	18	24
F NC 9050 00 03*	105 mm	5	15	20

*tool holder to be drilled



ITEM NO. F NC 0210 01 51

TOOL STORAGE SHELVING SYSTEM

TOOL HOLDERS EXCLUDED

Including 16 frames 1-row and 16 pair of angled carriers

DIMENSIONS: 1290x470x2000 mm h. **COLOUR** BLUE RAL 5012

LOAD CAPACITY FOR COMPARTMENTS: 500 kg.



ITEM NO. F NC 0211 01 51

TOOL STORAGE CABINET TOOL HOLDERS EXCLUDED

Including 16 frames 1-row and 16 pair of angled carriers

DIMENSIONS: 1290x495x2000 mm h. **COLOUR** BLUE RAL 5012

LOAD CAPACITY FOR COMPARTMENTS: 500 kg.

THE SHELVING SYSTEM MUST BE FIXED TO THE FLOOR OR TO THE WALL



ITEM NO. F NC 0110 01 51

TOOL STORAGE SHELVING SYSTEM

TOOL HOLDERS EXCLUDED

Including 8 frames 1-row and 8 pair of angled carriers

DIMENSIONS: 660x470x2000 mm h.

COLOUR BLUE RAL 5012

LOAD CAPACITY OF SHELVING SYSTEM: 1500 kg.



ITEM NO. F NC 0111 01 51

TOOL STORAGE SHELVING SYSTEM

TOOL HOLDERS EXCLUDED

Including 8 frames 1-row and 8 pair of angled carriers

DIMENSIONS: 660x495x2000 mm h.

COLOUR BLUE RAL 5012

LOAD CAPACITY OF SHELVING SYSTEM: 1500 kg.

ITEM NO. TOOL HOLDERS	TOOL HOLDER TYPE	MAX. QUANTITY PER TOOL FRAME F NC 5020
-----------------------	------------------	--

F NC 9510 00 03	ISO 30	7
F NC 9530 00 03	ISO 40	7
F NC 9540 00 03	ISO 45	5
F NC 9550 00 03	ISO 50	5
F NC 9560 00 03	VDI 30	7
F NC 9570 00 03	VDI 40	5
F NC 9580 00 03	VDI 50	5
F NC 9590 00 03	VDI 60	5
F NC 9720 00 03	MORSE TAPER 2	7
F NC 9730 00 03	MORSE TAPER 3	7
F NC 9740 00 03	MORSE TAPER 4	7
F NC 9750 00 03	MORSE TAPER 5	5
F NC 9270 00 03	CAPTO C3	7
F NC 9275 00 03	CAPTO C4	5
F NC 9280 00 03	CAPTO C5	5
F NC 9285 00 03	CAPTO C6	5
F NC 9290 00 03	CAPTO C8	4
F NC 9210 00 03	HSK A32-B40	7
F NC 9220 00 03	HSK A40-B50	7
F NC 9230 00 03	HSK A50-B63	5
F NC 9240 00 03	HSK A63-B80	5
F NC 9250 00 03	HSK A80-B100	4
F NC 9260 00 03	HSK A100-B125	4
F NC 9640 00 03	2"	5
F NC 9650 00 03	2" 1/4	5
F NC 9010 00 03*	58 mm	9
F NC 9020 00 03*	65 mm	8
F NC 9030 00 03*	75 mm	7
F NC 9040 00 03*	87 mm	6
F NC 9050 00 03*	105 mm	5

*tool holder to be drilled

ALL INDICATED LOADS ARE NET AND REFER TO EVENLY DISTRIBUTED WEIGHTS



ITEM NO. F AA 1400 17 04

TOOL STORAGE CABINET TOOL HOLDERS EXCLUDED
Including 2 frames 3-rows with carriers, 2 frames 3-rows, 2 pair of carriers and 2 telescopic extension drawers.
DIMENSIONS: 1023x555x2000 mm h. **COLOUR** BLUE RAL 5012



ITEM NO. F AA 1400 18 04

TOOL STORAGE CABINET TOOL HOLDERS EXCLUDED
Including 4 frames 3-rows with carriers.
DIMENSIONS: 1023x555x2000 mm h. **COLOUR** BLUE RAL 5012



ITEM NO. F AA 1401 02 04

TOOL STORAGE CABINET TOOL HOLDERS EXCLUDED
Including 4 frames 3-rows with carriers.
DIMENSIONS: 1023x555x2000 mm h. **COLOUR** BLUE RAL 5012



ITEM NO. F AA 1400 19 08

CABINET WITH LEAF DOORS RAL 7035
Dim. 1023x555x2000 mm h.
Including 2 drawers (100 kg), 2 tool holder frames for drawers, 1 height adjustable tool holder frame, 2 height adjustable galvanized shelves (100 kg). Tools, tool holders and tool boxes excluded.



3 mm THICKNESS
POLYCARBONATE
DOORS

ITEM NO. F AA 1402 07 04

TOOL STORAGE CABINET TOOL HOLDERS EXCLUDED
Including 2 frames 3-rows with carriers, 2 frames 3-rows, 2 pair of carriers and 2 telescopic extension drawers.
DIMENSIONS: 1023x555x2000 mm h. **COLOUR** BLUE RAL 5012



3 mm THICKNESS
POLYCARBONATE
DOORS

ITEM NO. F AA 1402 08 04

TOOL STORAGE CABINET TOOL HOLDERS EXCLUDED
Including 4 frames 3-rows with carriers.
DIMENSIONS: 1023x555x2000 mm h. **COLOUR** BLUE RAL 5012



ITEM NO. F AA 1800 07 04

TOOL STORAGE CABINET TOOL HOLDERS EXCLUDED
Including 2 frames 3-rows with carriers, 2 frames 3-rows, 2 pair of carriers and 2 telescopic extension drawers.
DIMENSIONS: 1023x555x2200 mm h. **COLOUR** BLUE RAL 5012

ITEM NO. TOOL HOLDERS	TOOL HOLDER TYPE	MAX. QUAN- TITY PER TOOL FRAME	MAX. QUAN- TITY PER TOOL FRAME
		F NC 5160	F NC 5140


F NC 9510 00 03	ISO 30	36	33
F NC 9530 00 03	ISO 40	36	33
F NC 9540 00 03	ISO 45	30	27
F NC 9550 00 03	ISO 50	24	24
F NC 9560 00 03	VDI 30	36	33
F NC 9570 00 03	VDI 40	30	27
F NC 9580 00 03	VDI 50	30	27
F NC 9590 00 03	VDI 60	24	24
F NC 9720 00 03	MORSE TAPER 2	36	33
F NC 9730 00 03	MORSE TAPER 3	36	33
F NC 9740 00 03	MORSE TAPER 4	36	33
F NC 9750 00 03	MORSE TAPER 5	30	27
F NC 9270 00 03	CAPTO C3	36	33
F NC 9275 00 03	CAPTO C4	30	27
F NC 9280 00 03	CAPTO C5	30	27
F NC 9285 00 03	CAPTO C6	30	27
F NC 9290 00 03	CAPTO C8	24	21
F NC 9210 00 03	HSK A32-B40	36	33
F NC 9220 00 03	HSK A40-B50	36	33
F NC 9230 00 03	HSK A50-B63	30	27
F NC 9240 00 03	HSK A63-B80	30	27
F NC 9250 00 03	HSK A80-B100	24	21
F NC 9260 00 03	HSK A100-B100	24	21
F NC 9640 00 03	2"	30	27
F NC 9650 00 03	2" 1/4	24	24
F NC 9010 00 03*	58 mm	45	42
F NC 9020 00 03*	65 mm	42	39
F NC 9030 00 03*	75 mm	36	33
F NC 9040 00 03*	87 mm	30	27
F NC 9050 00 03*	105 mm	24	24

*tool holder to be drilled



ITEM NO. F AE 2040 10 04

CABINET WITH DOORS with 2 drawers and 1 retractable shelf
DIMENSIONS: 717x597x1000 mm h
S = normal extension 87%
TT = telescopic full extension 100%
PE-TT = full telescopic retractable shelf 100%
COLOUR BLUE RAL 5012



TOP WITH 3 EDGES AND OIL-RESISTANT RUBBER MAT
COLOUR BLACK

ITEM NO. F AG 9000 01 07
DIMENSIONS: 717x573x20 mm h
FOR CABINET F AE 1040

ITEM NO. F AE 9003 01 07
DIMENSIONS: 717x597x20 mm h
FOR CABINET F AE 2040



ITEM NO. F AF 9000 01 07
TOP WITH 3 EDGES AND OIL-RESISTANT RUBBER MAT
COLOUR BLACK
DIMENSIONS: 1429x630x20 mm h
FOR CABINET F AF 1040



ITEM NO. F AE 1040 01 04

CABINET WITH DOORS
 with 4 drawers
DIMENSIONS: 717x597x1000 mm h
S = normal extension 87%
TT = telescopic full extension 100%
COLOUR BLUE RAL 5012



ITEM NO. F AE 1040 15 04

CABINET WITH DOORS
 with 2 drawers, 1 retractable shelf, 1 adjustable shelf
DIMENSIONS: 717x597x1000 mm h
S = normal extension 87%
TT = telescopic full extension 100%
PR = height adjustable shelf
PE-TT = full telescopic retractable shelf 100%
COLOUR BLUE RAL 5012



ITEM NO. F AE 2040 13 04

CABINET WITH DOORS
 with 2 retractable shelves and 1 adjustable shelf
DIMENSIONS: 717x597x1000 mm h
PR = height adjustable shelf
PE-TT = full telescopic retractable shelf 100%
COLOUR BLUE RAL 5012



ITEM NO. F AF 1040 04 04

CABINET WITH DOORS
 with 4 drawers and 4 retractable shelves
DIMENSIONS: 1431x632x1000 mm h
S = normal extension 87%
PE-TT = full telescopic retractable shelf 100%
COLOUR BLUE RAL 5012




ITEM NO. F AF 1040 10 04

CABINET WITH DOORS
 with 4 drawers and 2 retractable shelves
DIMENSIONS: 1431x632x1000 mm h
S = normal extension 87%
TT = telescopic full extension 100%
PE-TT = full telescopic retractable shelf 100%
COLOUR BLUE RAL 5012



ITEM NO. F AE 1040 S1 50

Cabinet with leaf doors.
 Dim. 717x597x1020 mm h Ral 7035+5012.
 Including 2 drawers, 2 retractable shelves and 1 rubber top with 4 edges. Tools excluded.



ITEM NO. F AE 2040 14 04

TOOL STORAGE CABINET including:
1 normal extension drawer, 1 telescopic extension drawer,
1 telescopic retractable shelf, 1 frame 3-rows, 1 pair of carriers
DIMENSIONS: 717x597x1000 mm h
S = normal extension 87%
TT = telescopic full extension 100%
PE-TT = full telescopic retractable shelf 100%
TOOL HOLDERS EXCLUDED. COLOUR BLUE RAL 5012




ITEM NO. F AE 2040 51 01

Cabinet with leaf doors.
Dim. 717x597x1020 mm h Ral 7000.
Including 4 drawers, 2 tool holder frames,
1 rubber top with 3 edges. Tools, tool holders,
partitioning material excluded.




ITEM NO. F AE 1040 17 04

TOOL STORAGE CABINET including:
2 normal extension drawers, 2 telescopic extension
drawers, 2 frames 3-rows, 2 pair of carriers.
DIMENSIONS: 717x597x1000 mm h
S = normal extension 87%
TT = telescopic full extension 100%
TOOL HOLDERS EXCLUDED.
COLOUR BLUE RAL 5012



ITEM NO. F AE 2040 15 04

TOOL STORAGE CABINET including:
1 normal extension drawer, 2 telescopic extension
drawers, 2 frames 3-rows, 2 pair of carriers
DIMENSIONS: 717x597x1000 mm h
S = normal extension 87%
TT = telescopic full extension 100%
TOOL HOLDERS EXCLUDED.
COLOUR BLUE RAL 5012



ITEM NO. F AF 1040 15 04

TOOL STORAGE CABINET including:
2 normal extension drawers, 2 telescopic extension
drawers, 2 telescopic retractable shelves,
2 frames 3-rows, 2 pair of carriers
DIMENSIONS: 1431x632x1000 mm h
S = normal extension 87%
TT = telescopic full extension 100%
PE-TT = full telescopic retractable shelf 100%
COLOUR BLUE RAL 5012



ITEM NO. F AF 1040 16 04

TOOL STORAGE CABINET including:
2 normal extension drawers, 4 telescopic extension
drawers, 4 frames 3-rows, 4 pair of carriers
DIMENSIONS: 1431x632x1000 mm h
S = normal extension 87%
TT = telescopic full extension 100%
COLOUR BLUE RAL 5012

ITEM NO. TOOL HOLDERS	TOOL HOLDER TYPE	MAX. QUAN- TITY PER TOOL FRAME F NC 5120
F NC 9510 00 03	ISO 30	24
F NC 9530 00 03	ISO 40	24
F NC 9540 00 03	ISO 45	18
F NC 9550 00 03	ISO 50	15
F NC 9560 00 03	VDI 30	24
F NC 9570 00 03	VDI 40	18
F NC 9580 00 03	VDI 50	18
F NC 9590 00 03	VDI 60	15
F NC 9720 00 03	MORSE TAPER 2	24
F NC 9730 00 03	MORSE TAPER 3	24
F NC 9740 00 03	MORSE TAPER 4	24
F NC 9750 00 03	MORSE TAPER 5	18
F NC 9270 00 03	CAPTO C3	24
F NC 9275 00 03	CAPTO C4	18
F NC 9280 00 03	CAPTO C5	18
F NC 9285 00 03	CAPTO C6	18
F NC 9290 00 03	CAPTO C8	12
F NC 9210 00 03	HSK A32-B40	24
F NC 9220 00 03	HSK A40-B50	24
F NC 9230 00 03	HSK A50-B63	18
F NC 9240 00 03	HSK A63-B80	18
F NC 9250 00 03	HSK A80-B100	12
F NC 9260 00 03	HSK A100-B125	12
F NC 9640 00 03	2"	18
F NC 9650 00 03	2" ¼	15
F NC 9010 00 03*	58 mm	27
F NC 9020 00 03*	65 mm	24
F NC 9030 00 03*	75 mm	21
F NC 9040 00 03*	87 mm	18
F NC 9050 00 03*	105 mm	15


*tool holder to be drilled

Drawers normal extension load capacity = 60 - 100 kg - Drawers telescopic full extension load capacity = 200 kg
Normal retractable shelf load capacity = 100 kg - Retractable shelves telescopic full extension load capacity = 200 kg
Adjustable shelf load capacity = 150 kg



ITEM NO. F AE 4040 10 04

CABINET WITH DOORS with 2 drawers and 1 retractable shelf
DIMENSIONS: 717x750x1000 mm h
 S = normal extension 87%
 TT = telescopic full extension 100%
COLOUR BLUE RAL 5012



TOP WITH 3 EDGES AND OIL-RESISTANT RUBBER MAT. COLOUR BLACK

ITEM NO. F AG 9003 01 07

DIMENSIONS: 717x726x20 mm h
 FOR CABINET F AE 3040

ITEM NO. F AE 9009 01 07

DIMENSIONS: 717x750x20 mm h
 FOR CABINET F AE 4040 - F AE 4058

ITEM NO. F AF 9006 01 07

TOP WITH 3 EDGES AND OIL-RESISTANT RUBBER MAT. COLOUR BLACK
DIMENSIONS: 1429x785x20 mm h
 FOR CABINET F AF 3040




ITEM NO. F AE 3040 14 04

CABINET WITH DOORS
 with 4 drawers
DIMENSIONS: 717x750x1000 mm h
 S = normal extension 87%
 TT = telescopic full extension 100%
COLOUR BLUE RAL 5012



ITEM NO. F AE 4040 09 04

CABINET WITH DOORS
 with 3 drawers
DIMENSIONS: 717x750x1000 mm h
 S = normal extension 87%
 TT = telescopic full extension 100%
COLOUR BLUE RAL 5012



ITEM NO. F AE 4058 02 04

CABINET WITH DOORS
 with 5 drawers
DIMENSIONS: 717x750x1450 mm h
 S = normal extension 87%
 TT = telescopic full extension 100%
COLOUR BLUE RAL 5012



ITEM NO. F AF 3040 06 04

CABINET WITH DOORS
 with 6 drawers
DIMENSIONS: 1431x785x1000 mm h
 S = normal extension 87%
 TT = telescopic full extension 100%
COLOUR BLUE RAL 5012




ITEM NO. F AF 3040 10 04

CABINET WITH DOORS
 with 4 drawers and 2 retractable shelves
DIMENSIONS: 1431x785x1000 mm h
 S = normal extension 87%
 TT = telescopic full extension 100%
COLOUR BLUE RAL 5012



ITEM NO. F AE 4058 S1 01

Cabinet with leaf doors.
 Dim. 717x750x1470 mm h Ral 7000.
 Including 3 drawers, 2 retractable shelves,
 1 tool holder frame, 1 rubber top with 3 edges.
 Tools and tool holders excluded.



ITEM NO. F AE 4040 16 04

TOOL STORAGE CABINET including 1 normal extension drawer, 1 telescopic extension drawer, 1 telescopic retractable shelf, 1 tool holder frame 4-rows, 1 pair of carriers
DIMENSIONS: 717x750x1000 mm h
S = normal extension 87%
TT = telescopic full extension 100%
PE-TT = full telescopic retractable shelf 100%
TOOL HOLDERS EXCLUDED. COLOUR BLUE RAL 5012




ITEM NO. F AE 3040 S1 50

Cabinet with leaf doors.
 Dim. 717x750x1030 mm h Ral 7035+5012.
 Including 4 drawers, 2 tool holder frames with carriers, 1 MDF rubber covering top.
 Tools and tool holders excluded.



ITEM NO. F AE 3040 19 04

TOOL STORAGE CABINET including:
 2 normal extension drawers
 2 telescopic extension drawers
 2 frames 4-rows, 2 pair of carriers
DIMENSIONS: 717x750x1000 mm h
S = normal extension 87%
TT = telescopic full extension 100%
COLOUR BLUE RAL 5012




ITEM NO. F AE 4058 16 04

TOOL STORAGE CABINET including:
 2 normal extension drawers
 1 normal extension drawer
 2 telescopic extension drawers
 2 frames 3-rows, 2 pair of carriers
DIMENSIONS: 717x750x1450 mm h
TT = telescopic full extension 100%
COLOUR BLUE RAL 5012



ITEM NO. F AF 3040 17 04

TOOL STORAGE CABINET including:
 2 normal extension drawers
 2 telescopic extension drawers
 2 frames 4-rows, 2 pair of carriers
DIMENSIONS: 1431x785x1000 mm h
S = normal extension 87%
TT = telescopic full extension 100%
PE-TT = full telescopic retractable shelf 100%
COLOUR BLUE RAL 5012




ITEM NO. F AF 3040 18 04

TOOL STORAGE CABINET including:
 2 normal extension drawers
 4 telescopic extension drawers
 4 frames 4-rows, 4 pair of carriers
DIMENSIONS: 1431x785x1000 mm h
S = normal extension 87%
TT = telescopic full extension 100%
COLOUR BLUE RAL 5012

ITEM NO. TOOL HOLDERS	TOOL HOLDER TYPE	MAX. QUAN- TITY PER TOOL FRAME F NC 5120
F NC 9510 00 03	ISO 30	24
F NC 9530 00 03	ISO 40	24
F NC 9540 00 03	ISO 45	18
F NC 9550 00 03	ISO 50	15
F NC 9560 00 03	VDI 30	24
F NC 9570 00 03	VDI 40	18
F NC 9580 00 03	VDI 50	18
F NC 9590 00 03	VDI 60	15
F NC 9720 00 03	MORSE TAPER 2	24
F NC 9730 00 03	MORSE TAPER 3	24
F NC 9740 00 03	MORSE TAPER 4	24
F NC 9750 00 03	MORSE TAPER 5	18
F NC 9270 00 03	CAPTO C3	24
F NC 9275 00 03	CAPTO C4	18
F NC 9280 00 03	CAPTO C5	18
F NC 9285 00 03	CAPTO C6	18
F NC 9290 00 03	CAPTO C8	12
F NC 9210 00 03	HSK A32-B40	24
F NC 9220 00 03	HSK A40-B50	24
F NC 9230 00 03	HSK A50-B63	18
F NC 9240 00 03	HSK A63-B80	18
F NC 9250 00 03	HSK A80-B100	12
F NC 9260 00 03	HSK A100-B100	12
F NC 9640 00 03	2"	18
F NC 9650 00 03	2" 1/4	15
F NC 9010 00 03*	58 mm	27
F NC 9020 00 03*	65 mm	24
F NC 9030 00 03*	75 mm	21
F NC 9040 00 03*	87 mm	18
F NC 9050 00 03*	105 mm	15

*tool holder to be drilled

Drawers normal extension load capacity = 60 - 100 kg - Drawers telescopic full extension load capacity = 200 kg
 Normal retractable shelf load capacity = 100 kg - Retractable shelves telescopic full extension load capacity = 200 kg
 Adjustable shelf load capacity = 150 kg



UNIMOD COMFORT
168 - 173

UNIMOD DYNAMIC
174 - 175

ACCESSORIES FOR COMFORT
176 - 177

ACCESSORIES FOR DYNAMIC
178 - 179

ITEM NO. F LD 0001 01 56

WORKSTATION

DIMENSIONS: 4507x1500x2220 mm h

COMPLETE WITH:

shelves - footrest - containers - boxes - perforated panels - supports with aluminium tracks - cabinets with wheels - mobile workstations - swivel arm with two joints - roller shutter cabinet - chairs - trolley series SMART


NOT INCLUDED:

pneumatic systems - electrical systems - lamps - hooks - tools and electrical tools

COLOUR GALVANIZED + GREY RAL 7000 + GREY RAL 7035



WORKTOPS ADJUSTABLE IN HEIGHT from 797 mm to 911 mm - from 949 to 1063 mm



ITEM NO. F LD 0001 03 56

WORKSTATION

DIMENSIONS: 1067x722x2220 mm h

COMPLETE WITH:

shelves - footrest - containers - boxes - perforated panels - supports with aluminium tracks - swivel arm with two joints - chair

NOT INCLUDED:

pneumatic systems - electrical systems - lamps - tools and electrical tools

COLOUR GALVANIZED + GREY RAL 7000 + GREY RAL 7035



WORKTOP ADJUSTABLE IN HEIGHT from 797 mm to 911 mm

ITEM NO. F LD 0001 04 56

WORKSTATION

DIMENSIONS: 1067x722x1285 mm h

COMPLETE WITH:

footrest - containers - perforated panels - chair

NOT INCLUDED:

electrical systems - lamp

COLOUR GALVANIZED + GREY RAL 7000 + GREY RAL 7035



WORKTOP ADJUSTABLE IN HEIGHT from 797 mm to 911 mm

ITEM NO. F LD 0001 06 56

WORKSTATION

DIMENSIONS: 2052x722x1817 mm h

COMPLETE WITH:

shelves - footrest - perforated panels - cabinet with wheels - chair

NOT INCLUDED:

electrical systems - lamps - tools - hooks and electrical tools

COLOUR GALVANIZED + GREY RAL 7000 + GREY RAL 7035



WORKTOP ADJUSTABLE IN HEIGHT from 797 mm to 911 mm

ITEM NO. F LD 0001 05 56

WORKSTATION

DIMENSIONS: 1552x722x1817 mm h

COMPLETE WITH:

shelves - footrest - perforated panels - chair

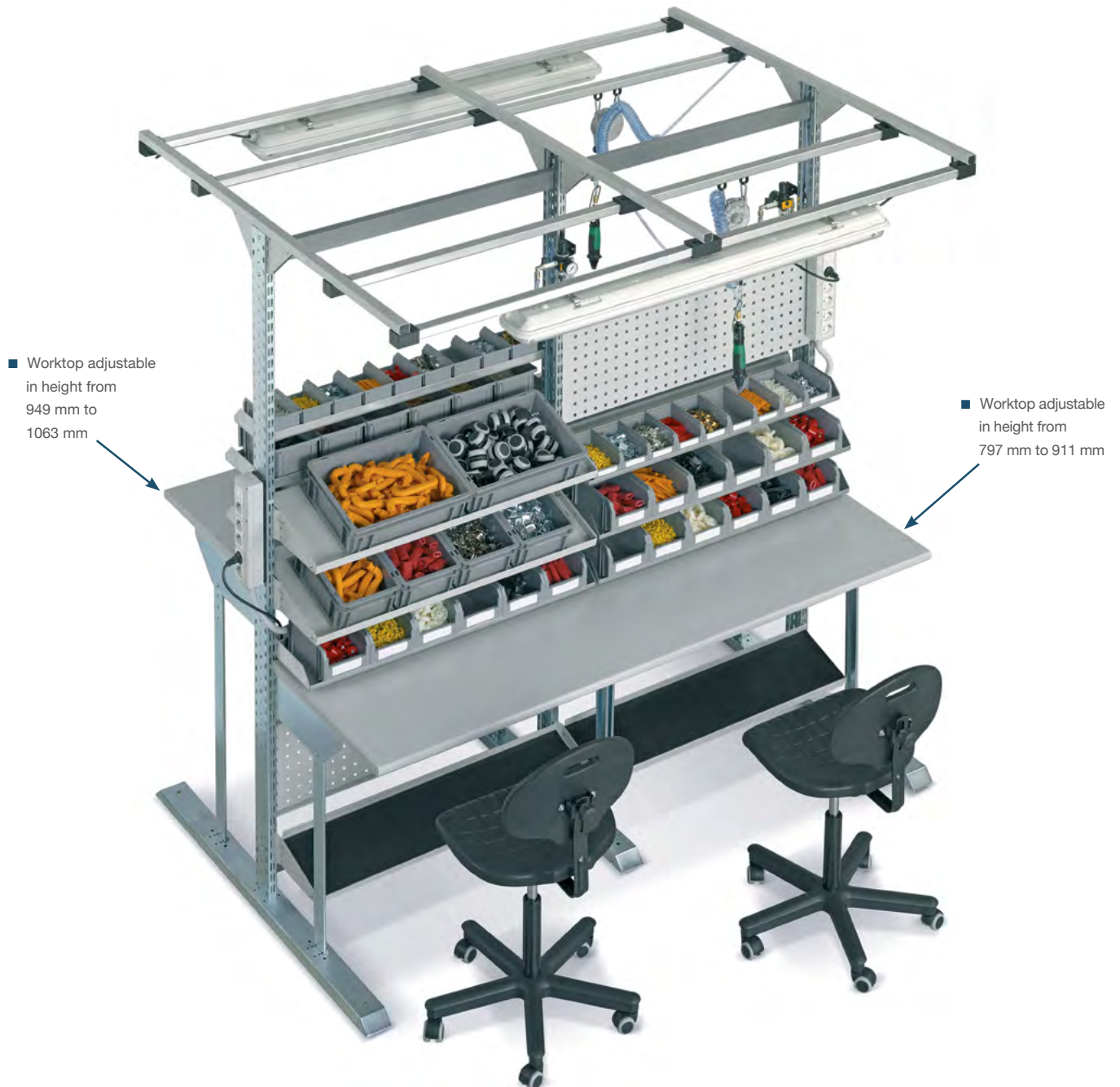
NOT INCLUDED:

electrical systems - lamps - tools - hooks and electrical tools

COLOUR GALVANIZED + GREY RAL 7000 + GREY RAL 7035



WORKTOP ADJUSTABLE IN HEIGHT from 797 mm to 911 mm



ITEM NO. F LD 0001 02 56

WORKSTATION

DIMENSIONS: 2052x1500x2220 mm h

COMPLETE WITH:

shelves - footrest - containers - boxes - perforated panels - supports with aluminium track - chairs

NOT INCLUDED:

pneumatic systems - electrical systems - lamps - tools and electrical tools

COLOUR GALVANIZED + GREY RAL 7000 + GREY RAL 7035



ITEM NO. F LE 0001 02 55

WORKSTATION

DIMENSIONS: 1067x1500x2220 mm h

COMPLETE WITH:

containers - boxes - supports with aluminium track - swivel arm with two joints - chairs - trolleys series SMART

NOT INCLUDED:

pneumatic systems - electrical systems - lamps - tools and electrical tools

COLOUR GALVANIZED + GREY RAL 7035

WORKTOPS ADJUSTABLE IN HEIGHT from 720 mm a 1138 mm



ITEM NO. F LE 0001 04 55

WORKSTATION

DIMENSIONS: 1735x722x2220 mm h

COMPLETE WITH:

drawer cabinet - computer support - swivel arm with two joints - chair

NOT INCLUDED:


electrical systems - lamps - hooks - tools and electrical tools

COLOUR GALVANIZED + GREY RAL 7035

WORKTOP ADJUSTABLE IN HEIGHT from 720 mm to 1138 mm



ITEM NO. F BL 7795 01 99 (2)
FOOTREST WITH RUBBER COVERING
 DIMENSIONS: 220x1440 mm (A=1470)
 COLOUR GALVANIZED



ITEM NO. F BL 7750 01 99 (8)
FOOTREST WITH RUBBER
 DIMENSIONS: 220x955 mm (A=985)
 COLOUR GALVANIZED



ITEM NO. F LD 0125 01 56 (1)
WORKSTATION
 DIMENSIONS: 1552x820x1285 mm h
 COMPLETE WITH:
 1 shelf 320 mm - 2 perforated panels - 1 worktop
WORKTOP DIMENSIONS: 1470x700x30 mm h
WORKTOP LOAD CAPACITY: 50 kg
 COLOUR GALVANIZED + GREY RAL 7000 + GREY RAL 7035
 WORKTOP ADJUSTABLE IN HEIGHT FROM 797 mm to 911 mm



ITEM NO. F LD R123 01 56 (7)
WORKSTATION
 DIMENSIONS: 2052x820x1285 mm h
 COMPLETE WITH:
 2 shelves 320 mm - 4 perforated panels - 1 worktop
WORKTOP DIMENSIONS: 1970x700x30 mm h
WORKTOP LOAD CAPACITY: 100 kg
 COLOUR GALVANIZED + GREY RAL 7000 + GREY RAL 7035
 WORKTOP ADJUSTABLE IN HEIGHT FROM 797 mm to 911 mm

RACEWAYS WITH WIRED SOCKETS + THERMOMAGNETIC SWITCH



ITEM NO. F BL 9450 00 99

PAIR OF SUPPORTS FOR FIXING TO FRONT RACEWAY
DIMENSIONS: 42x22x80 mm h
COLOUR GALVANIZED



ITEM NO. F BL 7461 00 08

MULTIPURPOSE SUPPORT
DIMENSIONS: 70x60x70 mm h
COLOUR GREY RAL 7035

ITM. NO. ③	ITM. NO. ⑨	D	F	GB	I	CH	IL
F BL 9260 10 08	F BL 9310 10 08	9	-	-	-	-	-
F BL 9260 20 08	F BL 9310 20 08	-	9	-	-	-	-
F BL 9260 25 08	F BL 9310 25 08	4	5	-	-	-	-
F BL 9260 30 08	F BL 9310 30 08	-	-	6	-	-	-
F BL 9260 35 08	F BL 9310 35 08	4	-	3	-	-	-
F BL 9260 40 08	F BL 9310 40 08	-	-	-	9	-	-
F BL 9260 45 08	F BL 9310 45 08	4	-	-	5	-	-
F BL 9260 50 08	F BL 9310 50 08	-	-	-	-	9	-
F BL 9260 55 08	F BL 9310 55 08	4	-	-	-	5	-
F BL 9260 70 08	F BL 9310 70 08	-	-	-	-	-	9
F BL 9260 75 08	F BL 9310 75 08	4	-	-	-	-	5

DIMENSIONS: 1420x60x85 mm h

DIMENSIONS: 1920x60x85 mm h

COLOUR GREY RAL 7035

ITEM NO. F BL 9980 00 08

WALDMANN

swivel lamp with three joints 1x36 W IP 20. Complete with multipurpose support.
DIMENSIONS: 910x90x105 mm h
COLOUR GREY RAL 7035



ITEM NO. F DA 0550 04 08

CABINET WITH DRAWERS

with 5 full extension drawers - standard rubber wheels Ø 100 mm
DIMENSIONS: 428x675x790 mm h
CABINET LOAD CAPACITY: 170 kg
CENTRAL LOCK
T = full extension 100%
COLOUR GREY RAL 7035



ITEM NO. F DA 0550 06 08

CABINET WITH DRAWERS

with 1 full extension drawer - 1 retractable shelf 100% - standard rubber wheels Ø 100 mm
DIMENSIONS: 428x675x790 mm h
CABINET LOAD CAPACITY: 170 kg
CENTRAL LOCK
T = full extension 100%
PE = full extension retractable shelf 100%
COLOUR GREY RAL 7035



ITEM NO. F DB 8550 02 08

CABINET WITH DRAWERS

with 4 full extension drawers - standard rubber wheels Ø 125 mm
DIMENSIONS: 564x675x820 mm h
CABINET LOAD CAPACITY: 235 kg
CENTRAL LOCK
T = full extension 100%
COLOUR GREY RAL 7035



ITEM NO. F DB 8550 03 08

CABINET WITH DRAWERS

with 5 full extension drawers - standard rubber wheels Ø 125 mm
DIMENSIONS: 564x675x820 mm h
CABINET LOAD CAPACITY: 235 kg
CENTRAL LOCK
T = full extension 100%
COLOUR GREY RAL 7035



ITEM NO. F QZ 2211 00 07

CHAIR

Adjustable height with pneumatic lift.
Height: from 495 to 670 mm.
COLOUR BLACK RAL 9011





ITEM NO. F BL 4600 00 08
PAIR OF SUPPORTS FOR FLEXA SERIES CABINETS
 FOR DYNAMIC SERIES WORKSTATIONS ONLY
 COLOUR GREY RAL 7035



ITEM NO. F LE D125 01 55 ①
WORKSTATION
DIMENSIONS: 1552x820x1285 mm h
COMPLETE WITH:
 1 shelf 320 mm - 2 perforated panels - 1 worktop
WORKTOP DIMENSIONS: 1470x700x30 mm h
WORKTOP LOAD CAPACITY: 200 kg
COLOUR GALVANIZED + GREY RAL 7000 + GREY RAL 7035
WORKTOP ADJUSTABLE IN HEIGHT FROM 720 mm to 1138 mm



ITEM NO. F BL 4600 00 08
PAIR OF SUPPORTS FOR FLEXA SERIES CABINETS
 FOR DYNAMIC SERIES WORKSTATIONS ONLY
 COLOUR GREY RAL 7035



ITEM NO. F LE R123 01 55 ⑦
WORKSTATION
DIMENSIONS: 2052x820x1285 mm h
COMPLETE WITH:
 2 shelves 320 mm - 4 perforated panels - 1 worktop
WORKTOP DIMENSIONS: 1970x700x30 mm h
WORKTOP LOAD CAPACITY: 300 kg
COLOUR GALVANIZED + GREY RAL 7000 + GREY RAL 7035
WORKTOP ADJUSTABLE IN HEIGHT FROM 720 mm to 1138 mm

RACEWAYS WITH WIRED SOCKETS + THERMOMAGNETIC SWITCH



ITEM NO. F BL 9450 00 99

PAIR OF SUPPORTS FOR FIXING TO FRONT RACEWAY
DIMENSIONS: 42x22x80 mm h
COLOUR GALVANIZED



ITEM NO. F BL 7461 00 08

MULTIPURPOSE SUPPORT
DIMENSIONS: 70x60x70 mm h
COLOUR GREY RAL 7035

ITEM NO. ③	ITEM NO. ⑨	D	F	GB	I	CH	IL
F BL 9260 10 08	F BL 9310 10 08	9	-	-	-	-	-
F BL 9260 20 08	F BL 9310 20 08	-	9	-	-	-	-
F BL 9260 25 08	F BL 9310 25 08	4	5	-	-	-	-
F BL 9260 30 08	F BL 9310 30 08	-	-	6	-	-	-
F BL 9260 35 08	F BL 9310 35 08	4	-	3	-	-	-
F BL 9260 40 08	F BL 9310 40 08	-	-	-	9	-	-
F BL 9260 45 08	F BL 9310 45 08	4	-	-	5	-	-
F BL 9260 50 08	F BL 9310 50 08	-	-	-	-	9	-
F BL 9260 55 08	F BL 9310 55 08	4	-	-	-	5	-
F BL 9260 70 08	F BL 9310 70 08	-	-	-	-	-	9
F BL 9260 75 08	F BL 9310 75 08	4	-	-	-	-	5

DIMENSIONS: 1420x60x85 mm h

DIMENSIONS: 1920x60x85 mm h

COLOUR GREY RAL 7035

ITEM NO. F BL 9980 00 08

WALDMANN

swivel lamp with three joints 1x36 W IP 20. Complete with multipurpose support.
DIMENSIONS: 910x90x105 mm h
COLOUR GREY RAL 7035



④

ITEM NO. F DA 1050 52 08

CABINET WITH DRAWERS

with 4 full extension drawers
CENTRAL LOCK
DIMENSIONS: 428x600x600 mm h
T = full extension 100%
DRAWERS LOAD CAPACITY = 50-70 kg
COLOUR GREY RAL 7035




⑤

ITEM NO. F DZ 1050 54 08

CABINET WITH DRAWERS

with 1 full extension drawer -
1 retractable shelf 100%
SIDE LOCK
DIMENSIONS: 428x600x600 mm h
T = full extension 100%
PE = full extension retractable shelf 100%
DRAWER LOAD CAPACITY = 50 kg
SHELF LOAD CAPACITY = 70 kg
COLOUR GREY RAL 7035



⑤

ITEM NO. F DB 1050 53 08

CABINET WITH DRAWERS

with 5 full extension drawers
CENTRAL LOCK
DIMENSIONS: 564x600x600 mm h
T = full extension 100%
DRAWERS LOAD CAPACITY = 50-70 kg
COLOUR GREY RAL 7035



⑤

ITEM NO. F DB 1050 56 08

CABINET WITH DRAWERS

with 3 full extension drawers -
1 differential circuit breaker, 5 Schuko sockets, 1 pneumatic hose (fast coupling not included)
CENTRAL LOCK
T = full extension 100%
DRAWERS LOAD CAPACITY = 50-70 kg
COLOUR GREY RAL 7035



⑤

ITEM NO. F QZ 2211 00 07

CHAIR

Adjustable height with pneumatic lift.
Height: from 495 to 670 mm.
COLOUR BLACK RAL 9011



⑥







FOOD-APPROVED STACKING CONTAINERS
184 - 185

ATHENA STACKING CONTAINERS
186 - 195

THEMA STACKING CONTAINERS
196 - 197

KLT STACKING CONTAINERS
198 - 201

ODETTE STACKING CONTAINERS
202 - 203

DELTA - MINERVA STACKING CONTAINERS
204 - 205

NETTUNO STACKING CONTAINERS
206 - 207

CONTAINERS - PALLETS
208 - 209

ZEUS - COMPAT STACKING CONTAINERS
210 - 215

GOLD BOX STACKING CONTAINERS
216

SECURITY - SHELL STACKING CONTAINERS
217

STEEL STORAGE CONTAINERS
218 - 219

MESH CONTAINERS - SHEET METAL CONTAINERS
220 - 221

SHELVING SYSTEMS FOR CONTAINERS
222 - 231

TROLLEYS FOR CONTAINERS
232 - 233

MULTIBOX
234 - 236

NON-SLIP MATTINGS
237

CONDUCTIVE
238 - 247

400X300

ITEM NO. F PA 4859 AO 00

ATHENA BOX

EXTERNAL DIM.: 400x300x220 mm h

INTERNAL DIM.: 358x258x202 mm h

CAPACITY LITRES: 20

WEIGHT G.: 1268

COLOUR "COLOURLESS"



ITEM NO. F PA 0659 00 00

HINGED LID

DIM.: 400x300 mm

WEIGHT G.: 340

COLOUR "COLOURLESS"



600X400

ITEM NO. F PA 6059 AO 00

ATHENA BOX

EXTERNAL DIM.: 600x400x120 mm h

INTERNAL DIM.: 558x357x102 mm h

CAPACITY LITRES: 20

WEIGHT G.: 1600

COLOUR "COLOURLESS"



ITEM NO. F PA 7659 AO 00

ATHENA BOX

EXTERNAL DIM.: 600x400x325 mm h

INTERNAL DIM.: 558x357x307 mm h

CAPACITY LITRES: 60

WEIGHT G.: 3165

COLOUR "COLOURLESS"



ITEM NO. F PA 5659 AO 00

ATHENA BOX

EXTERNAL DIM.: 600x400x78 mm h

INTERNAL DIM.: 555x355x58 mm h

CAPACITY LITRES: 10

WEIGHT G.: 1226

COLOUR "COLOURLESS"



ITEM NO. F PB 6859 AO 00

THEMA BOX

EXTERNAL DIM.: 600x400x220 mm h

INTERNAL DIM.: 555x355x201 mm h

CAPACITY LITRES: 40

WEIGHT G.: 1992

COLOUR "COLOURLESS"



ITEM NO. F PA 0959 00 00

HINGED LID

DIM.: 600x400 mm

WEIGHT G.: 700

COLOUR "COLOURLESS"



ITEM NO. F PZ 0681 00 13

PAIR OF CLOSURES

in nylon for covers with hinges for stacking containers series Athena
COLOUR WHITE



600X400

ITEM NO. F PE 8059 B0 00

MINERVA BOX

EXTERNAL DIM.: 600x400x400 mm h

INTERNAL DIM.: 453x335x372 mm h

CAPACITY LITRES: 70

WEIGHT G.: 2855

COLOUR "COLOURLESS"



ITEM NO. F PE 7659 B0 00

MINERVA BOX

EXTERNAL DIM.: 600x400x300 mm h

INTERNAL DIM.: 452x335x271 mm h

CAPACITY LITRES: 50

WEIGHT G.: 2388

COLOUR "COLOURLESS"



ITEM NO. F PE 0959 00 00

LID

DIM.: 600x400 mm

WEIGHT G.: 1000

COLOUR "COLOURLESS"




ITEM NO. F PZ 0020 00 99

SNAP SPRING

for lid closure

COLOUR GALVANIZED



CONTAINERS ARE MADE OF COMPLETELY RECYCLABLE PLASTIC MATERIAL AND CAN BE USED TO STORE FOODSTUFFS

200X150

ITEM NO. F PA 2251 AO 01

ATHENA BOX

EXTERNAL DIM.: 200x150x150 mm h

INTERNAL DIM.: 158x109x140 mm h

CAPACITY LITRES: 3

WEIGHT G.: 298

COLOUR GREY



300X200

ITEM NO. F PA 2451 AO 01

ATHENA BOX

EXTERNAL DIM.: 300x200x120 mm h

INTERNAL DIM.: 259x161x102 mm h

CAPACITY LITRES: 5

WEIGHT G.: 432

COLOUR GREY



ITEM NO. F PA 2851 AO 01

ATHENA BOX

EXTERNAL DIM.: 300x200x170 mm h

INTERNAL DIM.: 259x160x151 mm h

CAPACITY LITRES: 7

WEIGHT G.: 616

COLOUR GREY



ITEM NO. F PA 0351 00 01

HINGED LID

DIMENSIONS: 300x200 mm

WEIGHT G.: 150

COLOUR GREY



400X300

ITEM NO. F PA 3251 AO 01

ATHENA BOX

EXTERNAL DIM.: 400x300x55 mm h

INTERNAL DIM.: 355x255x36 mm h

CAPACITY LITRES: 3,8

WEIGHT G.: 488

COLOUR GREY



ITEM NO. F PA 3651 AO 01

ATHENA BOX

EXTERNAL DIM.: 400x300x78 mm h

INTERNAL DIM.: 355x255x57 mm h

CAPACITY LITRES: 6

WEIGHT G.: 516

COLOUR GREY



400X300

ITEM NO. F PA 4051 AO 01

ATHENA BOX

EXTERNAL DIM.: 400x300x120 mm h
 INTERNAL DIM.: 358x258x102 mm h
 CAPACITY LITRES: 10
 WEIGHT G.: 782
 COLOUR GREY



ITEM NO. F PA 4151 AO 01

ATHENA BOX

EXTERNAL DIM.: 400x300x125 mm h
 INTERNAL DIM.: 358x253x94 mm h
 CAPACITY LITRES: 10
 WEIGHT G.: 876
 COLOUR GREY



REINFORCED BOTTOM

ITEM NO. F PA 4451 AO 01

ATHENA BOX

EXTERNAL DIM.: 400x300x170 mm h
 INTERNAL DIM.: 358x258x150 mm h
 CAPACITY LITRES: 15
 WEIGHT G.: 1042
 COLOUR GREY



ITEM NO. F PA 4551 AO 01

ATHENA BOX

EXTERNAL DIM.: 400x300x170 mm h
 INTERNAL DIM.: 359x258x145 mm h
 CAPACITY LITRES: 15
 WEIGHT G.: 1108
 COLOUR GREY



REINFORCED BOTTOM

ITEM NO. F PA 4851 AO 01

ATHENA BOX

EXTERNAL DIM.: 400x300x220 mm h
 INTERNAL DIM.: 358x258x202 mm h
 CAPACITY LITRES: 20
 WEIGHT G.: 1284
 COLOUR GREY



ITEM NO. F PA 4851 BO 01

ATHENA BOX

EXTERNAL DIM.: 400x300x220 mm h
 INTERNAL DIM.: 358x257x202 mm h
 CAPACITY LITRES: 20
 WEIGHT G.: 1230
 COLOUR GREY



ITEM NO. F PA 4951 BO 01

ATHENA BOX

EXTERNAL DIM.: 400x300x230 mm h
 INTERNAL DIM.: 358x258x195 mm h
 CAPACITY LITRES: 20
 WEIGHT G.: 1230
 COLOUR GREY



REINFORCED BOTTOM

ITEM NO. F PA 5251 AO 01

ATHENA BOX

EXTERNAL DIM.: 400x300x325 mm h
 INTERNAL DIM.: 357x258x306 mm h
 CAPACITY LITRES: 30
 WEIGHT G.: 1852
 COLOUR GREY



ITEM NO. F PA 5251 BO 01

ATHENA BOX

EXTERNAL DIM.: 400x300x325 mm h
 INTERNAL DIM.: 357x257x305 mm h
 CAPACITY LITRES: 30
 WEIGHT G.: 1728
 COLOUR GREY



ITEM NO. F PA 0651 00 01

HINGED LID

DIMENSIONS: 400x300 mm
 WEIGHT G.: 340
 COLOUR GREY



ITEM NO. F PA 5651 AO 01

ATHENA BOX

EXTERNAL DIM.: 600x400x78 mm h
INTERNAL DIM.: 555x355x58 mm h
CAPACITY LITRES: 20
WEIGHT G.: 1312
COLOUR GREY



ITEM NO. F PA 6051 AO 01

ATHENA BOX

EXTERNAL DIM.: 600x400x120 mm h
INTERNAL DIM.: 558x356x101 mm h
CAPACITY LITRES: 20
WEIGHT G.: 1636
COLOUR GREY



ITEM NO. F PA 6151 AO 01

ATHENA BOX

EXTERNAL DIM.: 600x400x120 mm h
INTERNAL DIM.: 554x354x95 mm h
CAPACITY LITRES: 20
WEIGHT G.: 1690
COLOUR GREY




REINFORCED BOTTOM

ITEM NO. F PA 6051 CO 01

ATHENA BOX

EXTERNAL DIM.: 600x400x120 mm h
INTERNAL DIM.: 557x357x102 mm h
CAPACITY LITRES: 20
WEIGHT G.: 1624
COLOUR GREY




SOLID BOTTOM

ITEM NO. F PA 6051 EO 01

ATHENA BOX

EXTERNAL DIM.: 600x400x120 mm h
INTERNAL DIM.: 557x356x101 mm h
CAPACITY LITRES: 20
WEIGHT G.: 1460
COLOUR GREY



PERFORATED BOTTOM

ITEM NO. F PA 6451 AO 01

ATHENA BOX

EXTERNAL DIM.: 600x400x170 mm h
INTERNAL DIM.: 556x357x151 mm h
CAPACITY LITRES: 30
WEIGHT G.: 2134
COLOUR GREY



ITEM NO. F PA 6551 AO 01

ATHENA BOX

EXTERNAL DIM.: 600x400x170 mm h
INTERNAL DIM.: 559x359x137 mm h
CAPACITY LITRES: 30
WEIGHT G.: 2266
COLOUR GREY



REINFORCED BOTTOM

ITEM NO. F PA 6851 AO 01

ATHENA BOX

EXTERNAL DIM.: 600x400x220 mm h
INTERNAL DIM.: 557x356x201 mm h
CAPACITY LITRES: 40
WEIGHT G.: 2586
COLOUR GREY



ITEM NO. F PA 6851 BO 01

ATHENA BOX

EXTERNAL DIM.: 600x400x220 mm h
INTERNAL DIM.: 556x356x201 mm h
CAPACITY LITRES: 40
WEIGHT G.: 2518
COLOUR GREY



ITEM NO. F PA 6951 BO 01

ATHENA BOX

EXTERNAL DIM.: 600x400x220 mm h
INTERNAL DIM.: 558x357x186 mm h
CAPACITY LITRES: 40
WEIGHT G.: 2666
COLOUR GREY



REINFORCED BOTTOM

ITEM NO. F PA 7251 AO 01

ATHENA BOX

EXTERNAL DIM.: 600x400x285 mm h
INTERNAL DIM.: 556x357x262 mm h
CAPACITY LITRES: 53
WEIGHT G.: 2866
COLOUR GREY



ITEM NO. F PA 7251 BO 01

ATHENA BOX

EXTERNAL DIM.: 600x400x285 mm h
INTERNAL DIM.: 556x356x262 mm h
CAPACITY LITRES: 53
WEIGHT G.: 2762
COLOUR GREY



ITEM NO. F PA 7351 BO 01

ATHENA BOX

EXTERNAL DIM.: 600x400x285 mm h
INTERNAL DIM.: 558x357x251 mm h
CAPACITY LITRES: 53
WEIGHT G.: 2968
COLOUR GREY



REINFORCED BOTTOM

ITEM NO. F PA 7651 AO 01

ATHENA BOX

EXTERNAL DIM.: 600x400x325 mm h
INTERNAL DIM.: 558x356x307 mm h
CAPACITY LITRES: 60
WEIGHT G.: 3170
COLOUR GREY



ITEM NO. F PA 7651 BO 01

ATHENA BOX

EXTERNAL DIM.: 600x400x325 mm h
INTERNAL DIM.: 557x357x307 mm h
CAPACITY LITRES: 60
WEIGHT G.: 3228
COLOUR GREY



ITEM NO. F PA 7751 BO 01

ATHENA BOX


EXTERNAL DIM.: 600x400x325 mm h
INTERNAL DIM.: 558x358x294 mm h
CAPACITY LITRES: 60
WEIGHT G.: 3500
COLOUR GREY



ITEM NO. F PA 7651 DO 01

ATHENA BOX

EXTERNAL DIM.: 600x400x325 mm h
INTERNAL DIM.: 558x358x307 mm h
CAPACITY LITRES: 60
WEIGHT G.: 2968
COLOUR GREY



SOLID BOTTOM

ITEM NO. F PA 8051 BO 01

ATHENA BOX


EXTERNAL DIM.: 600x400x430 mm h
INTERNAL DIM.: 558x358x413 mm h
CAPACITY LITRES: 90
WEIGHT G.: 3752
COLOUR GREY



ITEM NO. F PA 8051 DO 01

ATHENA BOX

EXTERNAL DIM.: 600x400x430 mm h
INTERNAL DIM.: 558x358x411 mm h
CAPACITY LITRES: 90
WEIGHT G.: 3502
COLOUR GREY



SOLID BOTTOM

ITEM NO. F PA 8051 SO 01

ATHENA BOX

EXTERNAL DIM.: 600x400x430 mm h
INTERNAL DIM.: 557x356x411 mm h
CAPACITY LITRES: 90
WEIGHT G.: 3626
COLOUR GREY



600X400

ITEM NO. **F PA 8051 RO 01**

ATHENA BOX

EXTERNAL DIM.: 600x400x430 mm h
 INTERNAL DIM.: 558x358x412 mm h
 CAPACITY LITRES: 90
 WEIGHT G.: 3746
 COLOUR GREY



ITEM NO. **F PA 0951 00 01**

HINGED LID

DIMENSIONS: 600x400 mm
 WEIGHT G.: 700
 COLOUR GREY



800X600

ITEM NO. **F PA 8551 AO 01**

ATHENA BOX

EXTERNAL DIM.: 800x600x120 mm h
 INTERNAL DIM.: 755x554x85 mm h
 CAPACITY LITRES: 49
 WEIGHT G.: 3458
 COLOUR GREY
 REINFORCED BOTTOM



ITEM NO. **F PA 8751 AO 01**

ATHENA BOX

EXTERNAL DIM.: 800x600x170 mm h
 INTERNAL DIM.: 754x554x135 mm h
 CAPACITY LITRES: 69
 WEIGHT G.: 3804
 COLOUR GREY
 REINFORCED BOTTOM



ITEM NO. **F PA 8951 AO 01**

ATHENA BOX

EXTERNAL DIM.: 800x600x220 mm h
 INTERNAL DIM.: 755x554x186 mm h
 CAPACITY LITRES: 90
 WEIGHT G.: 4588
 COLOUR GREY
 REINFORCED BOTTOM



ITEM NO. **F PA 9351 AO 01**

ATHENA BOX

EXTERNAL DIM.: 800x600x325 mm h
 INTERNAL DIM.: 756x554x293 mm h
 CAPACITY LITRES: 130
 WEIGHT G.: 5422
 COLOUR GREY
 REINFORCED BOTTOM



ITEM NO. **F PA 9751 AO 01**

ATHENA BOX

EXTERNAL DIM.: 800x600x430 mm h
 INTERNAL DIM.: 755x553x392 mm h
 CAPACITY LITRES: 175
 WEIGHT G.: 6238
 COLOUR GREY
 REINFORCED BOTTOM



ITEM NO. **F PA 1251 01 01**

LID WITH HANDLES

DIMENSIONS: 800x600 mm
 WEIGHT G.: 1978
 COLOUR GREY



CONTAINER INCLUDING 1 SET OF FOUR FEET



ITEM NO. F PA 8551 AD 01

DIMENSIONS: 800x600x220 mm h
WITH 120 mm HIGH CONTAINER
CAPACITY LITRES: 49

ITEM NO. F PA 8751 AD 01

DIMENSIONS: 800x600x270 mm h
WITH 170 mm HIGH CONTAINER
CAPACITY LITRES: 69

ITEM NO. F PA 8951 AD 01

DIMENSIONS: 800x600x320 mm h
WITH 220 mm HIGH CONTAINER
CAPACITY LITRES: 90

ITEM NO. F PA 9351 AD 01

DIMENSIONS: 800x600x425 mm h
WITH 325 mm HIGH CONTAINER
CAPACITY LITRES: 130

ITEM NO. F PA 9751 AD 01

DIMENSIONS: 800x600x530 mm h
WITH 430 mm HIGH CONTAINER
CAPACITY LITRES: 175

CONTAINER INCLUDING 1 SET OF FOUR FEET AND 1 PAIR OF CONNECTION PIECES



ITEM NO. F PA 8551 AE 01

DIMENSIONS: 800x600x245 mm h
WITH 120 mm HIGH CONTAINER
CAPACITY LITRES: 49

ITEM NO. F PA 8751 AE 01

DIMENSIONS: 800x600x295 mm h
WITH 170 mm HIGH CONTAINER
CAPACITY LITRES: 69

ITEM NO. F PA 8951 AE 01

DIMENSIONS: 800x600x345 mm h
WITH 220 mm HIGH CONTAINER
CAPACITY LITRES: 90

ITEM NO. F PA 9351 AE 01

DIMENSIONS: 800x600x450 mm h
WITH 325 mm HIGH CONTAINER
CAPACITY LITRES: 130

ITEM NO. F PA 9751 AE 01

DIMENSIONS: 800x600x555 mm h
WITH 430 mm HIGH CONTAINER
CAPACITY LITRES: 175

CONTAINER INCLUDING 1 SET OF FOUR Ø 100 MM RUBBER SWIVEL WHEELS



ITEM NO. F PA 8551 AF 01

DIMENSIONS: 800x600x245 mm h
WITH 120 mm HIGH CONTAINER
CAPACITY LITRES: 49

ITEM NO. F PA 8751 AF 01

DIMENSIONS: 800x600x295 mm h
WITH 170 mm HIGH CONTAINER
CAPACITY LITRES: 69

ITEM NO. F PA 8951 AF 01

DIMENSIONS: 800x600x345 mm h
WITH 220 mm HIGH CONTAINER
CAPACITY LITRES: 90

ITEM NO. F PA 9351 AF 01

DIMENSIONS: 800x600x450 mm h
WITH 325 mm HIGH CONTAINER
CAPACITY LITRES: 130

ITEM NO. F PA 9751 AF 01

DIMENSIONS: 800x600x555 mm h
WITH 430 mm HIGH CONTAINER
CAPACITY LITRES: 175



ITEM NO. F HN 1320 00 01

SLOTTED PARTITION
FOR STACKING CONTAINERS
SERIES
400x300
DIMENSIONS: 255x45 mm
INCREMENTS: 20
COLOUR GREY

ITEM NO. F HN 1420 00 01

SLOTTED PARTITION
FOR STACKING CONTAINERS
SERIES
400x300 - 600x400
DIMENSIONS: 355x45 mm
INCREMENTS: 20
COLOUR GREY

ITEM NO. F HN 1620 00 01

SLOTTED PARTITION
FOR STACKING CONTAINERS
SERIES
600x400
DIMENSIONS: 555x45 mm
INCREMENTS: 20
COLOUR GREY



HEIGHT mm 45 h

ITEM NO. F HN 1340 00 01


SLOTTED PARTITION
FOR STACKING CONTAINERS
SERIES
400x300
DIMENSIONS: 255x70 mm
INCREMENTS: 20
COLOUR GREY

ITEM NO. F HN 1440 00 01

SLOTTED PARTITION
FOR STACKING CONTAINERS
SERIES
400x300 - 600x400
DIMENSIONS: 355x70 mm
INCREMENTS: 20
COLOUR GREY

ITEM NO. F HN 1640 00 01

SLOTTED PARTITION
FOR STACKING CONTAINERS
SERIES
600x400
DIMENSIONS: 555x70 mm
INCREMENTS: 20
COLOUR GREY



HEIGHT mm 70 h

ITEM NO. F HN 1350 00 01


SLOTTED PARTITION
FOR STACKING CONTAINERS
SERIES
400x300
DIMENSIONS: 255x90 mm
INCREMENTS: 20
COLOUR GREY

ITEM NO. F HN 1450 00 01

SLOTTED PARTITION
FOR STACKING CONTAINERS
SERIES
400x300 - 600x400
DIMENSIONS: 355x90 mm
INCREMENTS: 20
COLOUR GREY

ITEM NO. F HN 1650 00 01

SLOTTED PARTITION
FOR STACKING CONTAINERS
SERIES
600x400
DIMENSIONS: 555x90 mm
INCREMENTS: 20
COLOUR GREY



HEIGHT mm 90 h

ITEM NO. F HN 1360 00 01


SLOTTED PARTITION
FOR STACKING CONTAINERS
SERIES
400x300
DIMENSIONS: 255x120 mm
INCREMENTS: 20
COLOUR GREY

ITEM NO. F HN 1460 00 01

SLOTTED PARTITION
FOR STACKING CONTAINERS
SERIES
400x300 - 600x400
DIMENSIONS: 355x120 mm
INCREMENTS: 20
COLOUR GREY

ITEM NO. F HN 1660 00 01

SLOTTED PARTITION
FOR STACKING CONTAINERS
SERIES
600x400
DIMENSIONS: 555x120 mm
INCREMENTS: 20
COLOUR GREY



HEIGHT mm 120 h

ITEM NO. F HN 1370 00 01

SLOTTED PARTITION
FOR STACKING CONTAINERS
SERIES
400x300
DIMENSIONS: 255x180 mm
INCREMENTS: 20
COLOUR GREY

ITEM NO. F HN 1470 00 01

SLOTTED PARTITION
FOR STACKING CONTAINERS
SERIES
400x300 - 600x400
DIMENSIONS: 355x180 mm
INCREMENTS: 20
COLOUR GREY

ITEM NO. F HN 1670 00 01

SLOTTED PARTITION
FOR STACKING CONTAINERS
SERIES
600x400
DIMENSIONS: 555x180 mm
INCREMENTS: 20
COLOUR GREY



HEIGHT mm 180 h


ITEM NO. F HN 5130 00 01

COVER OR LAYER SEPARATOR

FOR CONTAINERS 400x300

DIMENSIONS: 355x255 mm

COLOUR GREY




ITEM NO. F HN 5140 00 01

COVER OR LAYER SEPARATOR

FOR CONTAINERS 600x400

DIMENSIONS: 555x355 mm

COLOUR GREY



ITEM NO. F PZ 9551 00 07

LABEL HOLDER

FOR ATHENA 400x300

DIMENSIONS: 150x85 mm

COLOUR BLACK

ITEM NO. F PZ 0920 00 00

LABEL

DIMENSIONS: 145x81 mm

QUANTITY PER SHEET: 4

COLOUR WHITE



ITEM NO. F PZ 9751 00 07

LABEL HOLDER

FOR ATHENA 600x400

DIMENSIONS: 215x85 mm

COLOUR BLACK

ITEM NO. F PZ 0940 00 00

LABEL

DIMENSIONS: 210x81 mm

QUANTITY PER SHEET: 3

COLOUR WHITE



ITEM NO. F PZ 0010 00 99

METAL CLIPS

DIMENSIONS: 75x20x20 mm h

COLOUR GALVANIZED



FITTING THE METAL CLIP

ITEM NO. F PP 9368 00 96

LID FOR
SUB-DIVIDING CONTAINERS
dim. 256x178x90 mm h
DIMENSIONS: 256x178 mm
COLOUR TRANSPARENT



ITEM NO. F PP 9668 00 96

LID FOR
SUB-DIVIDING CONTAINERS
dim. 357x278x90 mm h
DIMENSIONS: 357x278 mm
COLOUR TRANSPARENT



ITEM NO. F PP 4051 00 01

SUB-DIVIDING STACKING CONTAINER
FOR ATHENA 400x300
DIMENSIONS: 256x178x90 mm h
COLOUR GREY



ITEM NO. F PP 6051 00 01

SUB-DIVIDING STACKING CONTAINER
FOR ATHENA 600x400
DIMENSIONS: 357x278x90 mm h
COLOUR GREY



ITEM NO. F PP 4551 00 01

SUB-DIVIDING STACKING CONTAINER
FOR ATHENA 400x300
DIMENSIONS: 256x178x90 mm h
COLOUR GREY



ITEM NO. F PP 6551 00 01

SUB-DIVIDING STACKING CONTAINER
FOR ATHENA 600x400
DIMENSIONS: 357x278x90 mm h
COLOUR GREY



ITEM NO. F PP 5051 00 01

SUB-DIVIDING STACKING CONTAINER
FOR ATHENA 400x300
DIMENSIONS: 256x178x90 mm h
COLOUR GREY



ITEM NO. F PP 7051 00 01

SUB-DIVIDING STACKING CONTAINER
FOR ATHENA 600x400
DIMENSIONS: 357x278x90 mm h
COLOUR GREY





600X400

ITEM NO. F PB 6851 AO 01

THEMA BOX

EXTERNAL DIM.: 600x400x220 mm h

INTERNAL DIM.: 554x355x200 mm h

CAPACITY LITRES: 40

WEIGHT G.: 1960

COLOUR GREY



ITEM NO. F PB 6851 BO 01

THEMA BOX


EXTERNAL DIM.: 600x400x220 mm h

INTERNAL DIM.: 555x354x200 mm h

CAPACITY LITRES: 40

WEIGHT G.: 1950

COLOUR GREY



ITEM NO. F PB 6851 FO 01

THEMA BOX

EXTERNAL DIM.: 600x400x220 mm h

INTERNAL DIM.: 554x354x198 mm h

CAPACITY LITRES: 40

WEIGHT G.: 1476

COLOUR GREY





300X200

ITEM NO. F PC 2351 00 27

RL KLT BOX

EXTERNAL DIM.: 300x200x148 mm h

INTERNAL DIM.: 243x161x129 mm h

CAPACITY LITRES: 5,3

WEIGHT G.: 570

COLOUR BLUE

SOLID BOTTOM



400X300

ITEM NO. F PC 4251 00 27

RL KLT BOX

EXTERNAL DIM.: 400x300x148 mm h

INTERNAL DIM.: 346x262x130 mm h

CAPACITY LITRES: 13,1

WEIGHT G.: 1080

COLOUR BLUE

PERFORATED SOLID BOTTOM



ITEM NO. F PC 5051 00 27

RL KLT BOX

EXTERNAL DIM.: 400x300x280 mm h

INTERNAL DIM.: 345x262x260 mm h

CAPACITY LITRES: 24,1

WEIGHT G.: 1700

COLOUR BLUE

PERFORATED SOLID BOTTOM



600X400

ITEM NO. F PC 6651 00 27

RL KLT BOX

EXTERNAL DIM.: 600x400x148 mm h

INTERNAL DIM.: 543x358x129 mm h

CAPACITY LITRES: 25,3

WEIGHT G.: 1820

COLOUR BLUE

PERFORATED SOLID BOTTOM



ITEM NO. F PC 7251 00 27

RL KLT BOX

EXTERNAL DIM.: 600x400x280 mm h

INTERNAL DIM.: 543x357x260 mm h

CAPACITY LITRES: 51,9

WEIGHT G.: 2670

COLOUR BLUE

PERFORATED SOLID BOTTOM



ITEM NO. F PA 1B51 00 27

LID WITH HANDLES

DIM.: 400x300 mm

WEIGHT G.: 322

COLOUR BLUE



ITEM NO. F PA 1C51 00 27

LID WITH HANDLES

DIM.: 600x400 mm

WEIGHT G.: 720

COLOUR BLUE



300X200

ITEM NO. F PC 2351 00 IG

R KLT BOX

EXTERNAL DIM.: 300x200x148 mm h

INTERNAL DIM.: 243x161x129 mm h

CAPACITY LITRES: 5,3

WEIGHT G.: 570

COLOUR BLUE

SOLID BOTTOM



400X300

ITEM NO. F PC 4351 00 IG

R KLT BOX

EXTERNAL DIM.: 400x300x148 mm h

INTERNAL DIM.: 345x264x111 mm h

CAPACITY LITRES: 13,1

WEIGHT G.: 1290

COLOUR BLUE

REINFORCED BOTTOM



ITEM NO. F PC 5151 00 IG

R KLT BOX

EXTERNAL DIM.: 400x300x280 mm h

INTERNAL DIM.: 345x263x241 mm h

CAPACITY LITRES: 24,1

WEIGHT G.: 1850

COLOUR BLUE

REINFORCED BOTTOM



600X400

ITEM NO. F PC 6751 00 IG

R KLT BOX

EXTERNAL DIM.: 600x400x148 mm h

INTERNAL DIM.: 543x363x111 mm h

CAPACITY LITRES: 25,3

WEIGHT G.: 2100

COLOUR BLUE

REINFORCED BOTTOM



ITEM NO. F PC 7351 00 IG

R KLT BOX

EXTERNAL DIM.: 600x400x280 mm h

INTERNAL DIM.: 543x363x242 mm h

CAPACITY LITRES: 51,9

WEIGHT G.: 2970

COLOUR BLUE

REINFORCED BOTTOM



ITEM NO. F PA 1B51 00 IG

LID WITH HANDLES

DIM.: 400x300 mm

WEIGHT G.: 322

COLOUR BLUE



ITEM NO. F PA 1C51 00 IG

LID WITH HANDLES

DIM.: 600x400 mm

WEIGHT G.: 720

COLOUR BLUE





300X200

ITEM NO. F PC 2451 00 05

ODETE BOX

EXTERNAL DIM.: 300x200x147,5 mm h

INTERNAL DIM.: 235x161x126 mm h

CAPACITY LITRES: 4,6

WEIGHT G.: 600

COLOUR YELLOW



ITEM NO. F PC 0351 00 05

LID FOR ODETE

DIMENSIONS: 300x200 mm

WEIGHT G.: 110

COLOUR YELLOW



400X300

ITEM NO. F PC 4851 00 05

ODETE BOX

EXTERNAL DIM.: 400x300x220 mm h

INTERNAL DIM.: 336x261x186 mm h

CAPACITY LITRES: 15,8

WEIGHT G.: 1740

COLOUR YELLOW



ITEM NO. F PC 0651 00 05

LID FOR ODETE

EXTERNAL DIM.: 400x300 mm

WEIGHT G.: 240

COLOUR YELLOW



1000X400

ITEM NO. F PC 9651 00 05

ODETE BOX

EXTERNAL DIM.: 1000x400x232 mm h

INTERNAL DIM.: 934x353x201 mm h

CAPACITY LITRES: 65

WEIGHT G.: 3370

COLOUR YELLOW





600X400

ITEM NO. F PC 6851 00 05

ODETTE BOX

EXTERNAL DIM.: 600x400x220 mm h

INTERNAL DIM.: 535x361x184 mm h

CAPACITY LITRES: 34,8

WEIGHT G.: 2820

COLOUR YELLOW



ITEM NO. F PC 7651 00 05

ODETTE BOX

EXTERNAL DIM.: 600x400x320 mm h

INTERNAL DIM.: 535x361x282 mm h

CAPACITY LITRES: 53

WEIGHT G.: 4020

COLOUR YELLOW



ITEM NO. F PC 0951 00 05

LID FOR ODETTE

EXTERNAL DIM.: 600x400 mm

WEIGHT G.: 500

COLOUR YELLOW



ITEM NO. F PE 6851 BO 01

MINERVA BOX

EXTERNAL DIM.: 600x400x200 mm h

INTERNAL DIM.: 455x338x178 mm h

CAPACITY LITRES: 32

WEIGHT G.: 1650

COLOUR GREY



ITEM NO. F PE 6851 FO 01

MINERVA BOX

EXTERNAL DIM.: 600x400x200 mm h

INTERNAL DIM.: 455x338x178 mm h

CAPACITY LITRES: 32

WEIGHT G.: 1502

COLOUR GREY



ITEM NO. F PE 7651 BO 01

MINERVA BOX

EXTERNAL DIM.: 600x400x300 mm h

INTERNAL DIM.: 455x338x272 mm h

CAPACITY LITRES: 50

WEIGHT G.: 2432

COLOUR GREY



ITEM NO. F PE 7651 FO 01

MINERVA BOX

EXTERNAL DIM.: 600x400x300 mm h

INTERNAL DIM.: 455x336x273 mm h

CAPACITY LITRES: 50

WEIGHT G.: 2294

COLOUR GREY



ITEM NO. F PE 8051 BO 01

MINERVA BOX

EXTERNAL DIM.: 600x400x400 mm h

INTERNAL DIM.: 453x336x372 mm h

CAPACITY LITRES: 70

WEIGHT G.: 2865

COLOUR GREY



ITEM NO. F PE 8051 FO 01

MINERVA BOX

EXTERNAL DIM.: 600x400x400 mm h

INTERNAL DIM.: 454x337x374 mm h

CAPACITY LITRES: 70

WEIGHT G.: 2654

COLOUR GREY



ITEM NO. F PE 0951 00 01

LID

DIMENSIONS: 600x400 mm

WEIGHT G.: 1000

COLOUR GREY



ITEM NO. F PZ 0020 00 99

SNAP SPRING

FOR LID CLOSURE

DIMENSIONS: 34x20x17 mm h

COLOUR GALVANIZED



ITEM NO. F PD 6851 AO 01

DELTA BOX

EXTERNAL DIM.: 600x400x225 mm h
INTERNAL DIM.: 501x330x192 mm h
CAPACITY LITRES: 38
WEIGHT G.: 1706
COLOUR GREY



ITEM NO. F PD 7651 AO 01

DELTA BOX

EXTERNAL DIM.: 600x400x325 mm h
INTERNAL DIM.: 501x330x292 mm h
CAPACITY LITRES: 58
WEIGHT G.: 2270
COLOUR GREY



ITEM NO. F PD 8051 AO 01

DELTA BOX

EXTERNAL DIM.: 600x400x425 mm h
INTERNAL DIM.: 499x329x394 mm h
CAPACITY LITRES: 74
WEIGHT G.: 2890
COLOUR GREY



ITEM NO. F PD 6851 AB 01

DELTA BOX

EXTERNAL DIM.: 600x400x230 mm h
INTERNAL DIM.: 501x330x192 mm h
CAPACITY LITRES: 38
WEIGHT G.: 1992
COLOUR GREY



ITEM NO. F PD 7561 AB 01

DELTA BOX

EXTERNAL DIM.: 600x400x330 mm h
INTERNAL DIM.: 501x330x292 mm h
CAPACITY LITRES: 58
WEIGHT G.: 2486
COLOUR GREY



ITEM NO. F PD 8051 AB 01

DELTA BOX

EXTERNAL DIM.: 600x400x430 mm h
INTERNAL DIM.: 499x329x394 mm h
CAPACITY LITRES: 74
WEIGHT G.: 3106
COLOUR GREY



ITEM NO. F PD 6851 AA 01

DELTA BOX

EXTERNAL DIM.: 610x400x240 mm h
INTERNAL DIM.: 501x330x192 mm h
CAPACITY LITRES: 38
WEIGHT G.: 2606
COLOUR GREY



ITEM NO. F PD 7651 AA 01

DELTA BOX

EXTERNAL DIM.: 610x400x340 mm h
INTERNAL DIM.: 501x330x292 mm h
CAPACITY LITRES: 58
WEIGHT G.: 3170
COLOUR GREY



ITEM NO. F PD 8051 AA 01

DELTA BOX

EXTERNAL DIM.: 610x400x440 mm h
INTERNAL DIM.: 499x329x394 mm h
CAPACITY LITRES: 74
WEIGHT G.: 3790
COLOUR GREY



THE LID CAN BE FASTENED WITH A SECURITY SEAL

ITEM NO. F PF 4851 BB 01

NETTUNO BOX

EXTERNAL DIM.: 400x300x220 mm h

INTERNAL DIM.: 356x255x200 mm h

CAPACITY LITRES: 22

WEIGHT G.: 1016

COLOUR GREY



ITEM NO. F PF 4851 BA 01

NETTUNO BOX

EXTERNAL DIM.: 400x300x230 mm h

INTERNAL DIM.: 356x255x218 mm h

CAPACITY LITRES: 22

WEIGHT G.: 1312

COLOUR GREY



ITEM NO. F PF 6851 BB 01

NETTUNO BOX

EXTERNAL DIM.: 600x400x220 mm h

INTERNAL DIM.: 551x355x204 mm h

CAPACITY LITRES: 45

WEIGHT G.: 1824

COLOUR GREY



ITEM NO. F PF 6851 BA 01

NETTUNO BOX

EXTERNAL DIM.: 600x400x230 mm h

INTERNAL DIM.: 552x353x218 mm h

CAPACITY LITRES: 45

WEIGHT G.: 2535

COLOUR GREY



ITEM NO. F PF 7651 BB 01

NETTUNO BOX

EXTERNAL DIM.: 600x400x320 mm h

INTERNAL DIM.: 552x352x304 mm h

CAPACITY LITRES: 65

WEIGHT G.: 2445

COLOUR GREY



ITEM NO. F PF 7651 BA 01

NETTUNO BOX


EXTERNAL DIM.: 600x400x330 mm h

INTERNAL DIM.: 552x353x319 mm h

CAPACITY LITRES: 65

WEIGHT G.: 2985

COLOUR GREY

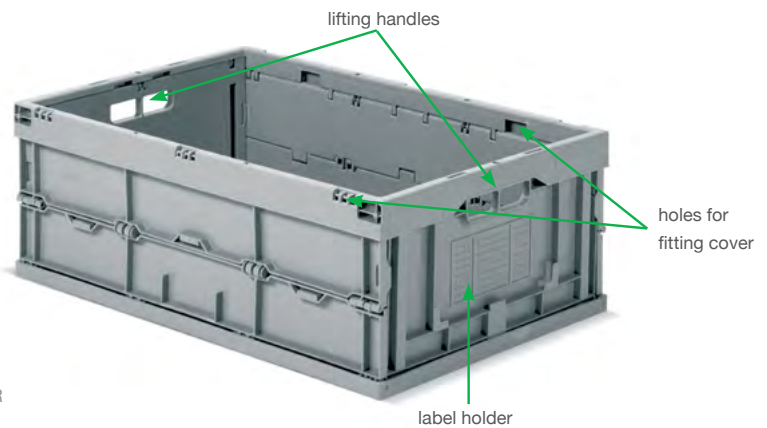


OPEN CONTAINER

RATIO 1:4



CLOSED CONTAINER







ITEM NO. F PT 1040 00 01

PLASTIC CONTAINER
 DIMENSIONS: 1000x640x655 h mm
 LOAD CAPACITY: 150 kg
 COLOUR GREY



ITEM NO. F PT 3040 00 01

PLASTIC CONTAINER
 DIMENSIONS: 1165x790x800 h mm
 LOAD CAPACITY: 250 kg
 COLOUR GREY



ITEM NO. F PT 5040 00 01

PLASTIC CONTAINER
 DIMENSIONS: 1165x790x800 h mm
 LOAD CAPACITY: 300 kg
 COLOUR GREY



ITEM NO. F PT 1140 00 01

PLASTIC CONTAINER
 with 4 standard rubber swivel wheels
 Ø 100 mm
 DIMENSIONS: 1000x640x790 mm h
 LOAD CAPACITY: 150 kg
 COLOUR GREY

ITEM NO. F PT 1240 00 01

PLASTIC CONTAINER
 with 4 standard rubber swivel wheels
 Ø 125 mm
 DIMENSIONS: 1000x640x815 mm h
 LOAD CAPACITY: 150 kg
 COLOUR GREY



ITEM NO. F PT 3140 00 01

PLASTIC CONTAINER
 with 4 standard rubber swivel wheels
 Ø 100 mm
 DIMENSIONS: 1165x790x935 mm h
 LOAD CAPACITY: 200 kg
 COLOUR GREY

ITEM NO. F PT 3240 00 01

PLASTIC CONTAINER
 with 4 standard rubber swivel wheels
 Ø 125 mm
 DIMENSIONS: 1165x790x960 mm h
 LOAD CAPACITY: 250 kg
 COLOUR GREY



ITEM NO. F PT 8010 00 01

HANDLE FOR TRANSPORT
 for series F PT 1040 - 1140 - 1240
 COLOUR GREY RAL 7000



ITEM NO. F PT 8020 00 01

HANDLE FOR TRANSPORT
 for series F PT 3040 - 3140 -
 3240 - 5040
 COLOUR GREY RAL 7000



ITEM NO. F ML 0610 00 01

SHEET STEEL PALLETS
 DIMENSIONS: 1000x800x155 mm h
 LOAD CAPACITY: 2000 kg
 COLOUR GREY RAL 7000



ITEM NO. F PU 2040 00 13

PLASTIC PALLETS
 DIMENSIONS: 1200x800x130 mm h
 LOAD CAPACITY: 1500 kg
 WEIGHT: 12,30 kg
 COLOUR WHITE



ITEM NO. F PU 2240 00 13

PLASTIC PALLETS
 DIMENSIONS: 1200x800x150 mm h
 LOAD CAPACITY ON FLOOR: 4000 kg
 LOAD CAPACITY ON FORK LIFT RUCK: 1500 kg
 WEIGHT: 13,70 kg. COLOUR WHITE
 With galvanized steel edges



ITEM NO. F ML 0620 00 01

SHEET STEEL PALLETS
 DIMENSIONS: 1200x800x155 mm h
 LOAD CAPACITY: 2000 kg
 COLOUR GREY RAL 7000



ITEM NO. F PU 3040 00 13

PLASTIC PALLETS
 DIMENSIONS: 1200x1000x130 mm h
 LOAD CAPACITY: 1500 kg
 WEIGHT: 15,10 kg
 COLOUR WHITE



ITEM NO. F PU 3240 00 13

PLASTIC PALLETS
 DIMENSIONS: 1200x1000x150 mm h
 LOAD CAPACITY ON FLOOR: 4000 kg
 LOAD CAPACITY ON FORK LIFT RUCK: 1500 kg
 WEIGHT: 16,90 kg. COLOUR WHITE
 With galvanized steel edges

ITEM NO. F PJ 0151 00 04

ZEUS BOX

EXTERNAL DIM.: 145x90x70 mm h
 INTERNAL DIM.: 123x81x63 mm h
 CAPACITY LITRES: 0,9
 WEIGHT G.: 66
 BATCH OF 50 PCS.
 AVAILABLE COLOUR BLUE



ITEM NO. F PJ 1751 00 04

ZEUS BOX

EXTERNAL DIM.: 145x140x70 mm h
 INTERNAL DIM.: 124x126x63 mm h
 CAPACITY LITRES: 1,4
 WEIGHT G.: 106
 BATCH OF 54 PCS.
 AVAILABLE COLOUR BLUE



ITEM NO. F PJ 2551 00 01

ZEUS BOX

EXTERNAL DIM.: 200x140x130 mm h
 INTERNAL DIM.: 187x125x110 mm h
 CAPACITY LITRES: 3,6
 WEIGHT G.: 264
 BATCH OF 54 PCS.
 COLOUR GREY



ITEM NO. F PJ 3351 00 02

ZEUS BOX

EXTERNAL DIM.: 300x200x145 mm h
 INTERNAL DIM.: 284x181x130 mm h
 CAPACITY LITRES: 8,7
 WEIGHT G.: 522
 BATCH OF 21 PCS.
 COLOUR GREEN



ITEM NO. F PJ 5751 00 04

ZEUS BOX

EXTERNAL DIM.: 450x300x120 mm h
 INTERNAL DIM.: 423x275x105 mm h
 CAPACITY LITRES: 16,2
 WEIGHT G.: 972
 BATCH OF 16 PCS.
 COLOUR BLUE



ITEM NO. F PJ 6551 00 05

ZEUS BOX

EXTERNAL DIM.: 450x300x200 mm h
 INTERNAL DIM.: 425x277x181 mm h
 CAPACITY LITRES: 27
 WEIGHT G.: 1270
 BATCH OF 10 PCS.
 COLOUR YELLOW



ITEM NO. F PJ 7351 00 01

ZEUS BOX

EXTERNAL DIM.: 450x300x300 mm h
 INTERNAL DIM.: 426x276x285 mm h
 CAPACITY LITRES: 40,5
 WEIGHT G.: 1824
 COLOUR GREY



ITEM NO. F PJ 8951 00 03

ZEUS BOX

EXTERNAL DIM.: 630x450x300 mm h
 INTERNAL DIM.: 604x429x276 mm h
 CAPACITY LITRES: 85
 WEIGHT G.: 4355
 COLOUR RED



ITEM NO. F PM 1751 00 04

ZEUS - COMPAT STORAGE CONTAINERS
 EXTERNAL DIM.:
 160/140x95x75 mm h
 INTERNAL DIM.: 134x88x66 mm h
 CAPACITY LITRES: 1
 WEIGHT G.: 78
 BATCH OF 50 PCS.
 COLOUR BLUE



ITEM NO. F PM 2551 00 05

ZEUS - COMPAT STORAGE CONTAINERS
 EXTERNAL DIM.:
 230/200x140x130 mm h
 INTERNAL DIM.: 193x125x111 mm h
 CAPACITY LITRES: 3,8
 WEIGHT G.: 214
 BATCH OF 54 PCS.
 COLOUR YELLOW



ITEM NO. F PM 3351 00 03

ZEUS - COMPAT STORAGE CONTAINERS
 EXTERNAL DIM.:
 350/300x200x145 mm h
 INTERNAL DIM.: 272x182x130 mm h
 CAPACITY LITRES: 9,4
 WEIGHT G.: 598
 BATCH OF 21 PCS.
 COLOUR RED



ITEM NO. F PM 4151 00 01

ZEUS - COMPAT STORAGE CONTAINERS
 EXTERNAL DIM.:
 350/300x200x200 mm h
 INTERNAL DIM.: 269x178x186 mm h
 CAPACITY LITRES: 12,5
 WEIGHT G.: 784
 BATCH OF 15 PCS.
 COLOUR GREY



ITEM NO. F PM 5751 00 01

ZEUS - COMPAT STORAGE CONTAINERS
 EXTERNAL DIM.:
 500/450x300x145 mm h
 INTERNAL DIM.: 427x279x129 mm h
 CAPACITY LITRES: 20
 WEIGHT G.: 1222
 BATCH OF 14 PCS.
 COLOUR GREY



ITEM NO. F PM 6551 00 05

ZEUS - COMPAT STORAGE CONTAINERS
 EXTERNAL DIM.:
 500/450x300x200 mm h
 INTERNAL DIM.: 425x281x185 mm h
 CAPACITY LITRES: 28
 WEIGHT G.: 1355
 BATCH OF 10 PCS.
 COLOUR YELLOW



ITEM NO. F PM 7351 00 01

ZEUS - COMPAT STORAGE CONTAINERS
 EXTERNAL DIM.:
 500/450x300x300 mm h
 INTERNAL DIM.: 423x279x286 mm h
 CAPACITY LITRES: 42
 WEIGHT G.: 1874
 COLOUR GREY



ITEM NO. F PL 8151 00 04

ZEUS - COMPAT STORAGE CONTAINERS
 EXTERNAL DIM.:
 520/450x450x300 mm h
 INTERNAL DIM.: 433x430x277 mm h
 CAPACITY LITRES: 63
 WEIGHT G.: 3370
 COLOUR BLUE



ITEM NO. F PL 8951 00 03

ZEUS - COMPAT STORAGE CONTAINERS
 EXTERNAL DIM.:
 700/630x450x300 mm h
 INTERNAL DIM.: 618x428x276 mm h
 CAPACITY LITRES: 88
 WEIGHT G.: 4378
 COLOUR RED



ITEM NO. F PJ 2551 00 01

INSERTABLE BINS

EXTERNAL DIM.: 200x140x130 mm h

NO. OF TROUGHS:

6 for ITEM NO. F PL 8151 00 ..

8 for ITEM NO. F PL 8951 00 ..

COLOUR GREY 01



container ITEM NO. F PL 8951 00 04
with 8 troughs ITEM NO. F PJ 2551 00 01



container ITEM NO. F PL 8151 00 03
with 6 troughs ITEM NO. F PJ 2551 00 05

ITEM NO. F PP 0551 00 01

INSERTABLE BINS WITH 2 COMPARTMENTS

EXTERNAL DIM.: 150/120x90x35 mm h

FOR CONTAINERS

ITEM NO. F PM 1751 00 ..

COLOUR GREY 01



ITEM NO. F PP 1551 00 01

INSERTABLE BINS WITH 2 COMPARTMENTS

EXTERNAL DIM.: 205/160x125x60 mm h

FOR CONTAINERS

ITEM NO. F PM 2551 00 ..

COLOUR GREY 01



container ITEM NO. F PM 2551 00 04
with 1 trough ITEM NO. F PP 1551 00 01

ITEM NO. F PP 1051 00 01

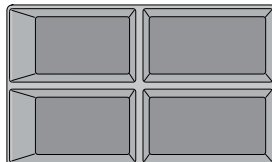
INSERTABLE BINS WITH 4 COMPARTMENTS

EXTERNAL DIM.: 150/120x90x35 mm h

FOR CONTAINERS

ITEM NO. F PM 1751 00 ..

COLOUR GREY 01



ITEM NO. F PP 2051 00 01

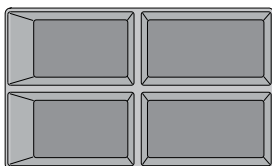
INSERTABLE BINS WITH 4 COMPARTMENTS

EXTERNAL DIM.: 205/160x125x60 mm h

FOR CONTAINERS

ITEM NO. F PM 2551 00 ..

COLOUR GREY 01



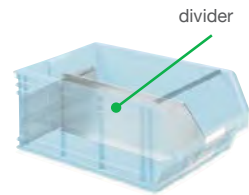
container ITEM NO. F PM 2551 00 03
with 1 trough ITEM NO. F PP 2051 00 01

ITEM NO. F ND 0211 01 99

FRONT TO BACK METAL DIVIDER WITH PAIR OF SUPPORTS FOR CONTAINERS
ITEM NO. F PL 8151 00 ..
COLOUR GALVANIZED

ITEM NO. F ND 0231 01 99

FRONT TO BACK METAL DIVIDER WITH PAIR OF SUPPORTS FOR CONTAINERS
ITEM NO. F PL 8951 00 ..
COLOUR GALVANIZED




ITEM NO. F ND 0211 00 99

SUPPLEMENTARY FRONT TO BACK METAL DIVIDER FOR CONTAINERS
ITEM NO. F PL 8151 00 ..
COLOUR GALVANIZED

ITEM NO. F ND 0231 00 99

SUPPLEMENTARY FRONT TO BACK METAL DIVIDER FOR CONTAINERS
ITEM NO. F PL 8951 00 ..
COLOUR GALVANIZED

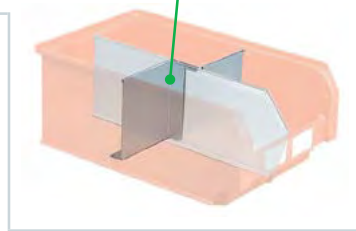
supplementary divider



ITEM NO. F ND 1110 00 99

SUB-DIVIDER FOR CONTAINERS
ITEM NO. F PM 6551 00 ..
COLOUR GALVANIZED

sub-divider



FRONT TO BACK METAL DIVIDER



FRONT TO BACK PLASTIC DIVIDER



ITEM NO. F ND 0110 00 99

FOR CONTAINERS ITEM NO. F PM 3351 00 ..
COLOUR GALVANIZED

ITEM NO. F PZ 1071 00 07

FOR CONTAINERS ITEM NO. F PM 3351 00 ..
COLOUR BLACK

ITEM NO. F ND 0140 00 99

FOR CONTAINERS ITEM NO. F PM 4151 00 ..
COLOUR GALVANIZED

ITEM NO. F PZ 1571 00 07

FOR CONTAINERS ITEM NO. F PM 4151 00 ..
COLOUR BLACK

ITEM NO. F ND 0150 00 99

FOR CONTAINERS ITEM NO. F PM 4951 00 ..
COLOUR GALVANIZED

ITEM NO. F PZ 2071 00 07

FOR CONTAINERS ITEM NO. F PM 4951 00 ..
COLOUR BLACK

ITEM NO. F ND 0160 00 99

FOR CONTAINERS ITEM NO. F PM 5751 00 ..
COLOUR GALVANIZED

ITEM NO. F PZ 2571 00 07

FOR CONTAINERS ITEM NO. F PM 6551 00 ..
COLOUR BLACK

ITEM NO. F ND 0180 00 99

FOR CONTAINERS ITEM NO. F PM 6551 00 ..
COLOUR GALVANIZED

ITEM NO. F PZ 3071 00 07

FOR CONTAINERS ITEM NO. F PM 7351 00 ..
COLOUR BLACK

ITEM NO. F ND 0170 00 99

FOR CONTAINERS ITEM NO. F PM 7351 00 ..
COLOUR GALVANIZED

ITEM NO. F ND 2110 00 99

INCLINED LABEL HOLDER

FOR CONTAINERS ITEM NO. F PM 3351 -
F PM 4151 - F PM 4251 - F PM 6551 -
F PM 6651 - F PM 7351 - F PM 7451
COLOUR GALVANIZED



ITEM NO. F ND 2130 00 99

INCLINED LABEL HOLDER

FOR CONTAINERS ITEM NO. F PL 8151 -
F PL 8951
COLOUR GALVANIZED



ITEM NO. F PL 9020 00 00

FOR CONTAINERS ITEM NO. F PL 0951
DIM. OF LABEL: 49x11 mm
NO. OF LABELS PER SHEET: 80

ITEM NO. F PL 9040 00 00

FOR CONTAINERS ITEM NO. F PM 1751
DIM. OF LABEL: 75x20 mm
NO. OF LABELS PER SHEET: 36

ITEM NO. F PL 9100 00 00

FOR CONTAINERS ITEM NO. F PM 2551
DIM. OF LABEL: 104x33 mm
NO. OF LABELS PER SHEET: 16

ITEM NO. F PL 9060 00 00

FOR CONTAINERS ITEM NO. F PM 3351 -
F PL 4951 - F PM 5751
DIM. OF LABEL: 80x48 mm
NO. OF LABELS PER SHEET: 18

ITEM NO. F PL 9080 00 00

FOR CONTAINERS ITEM NO. F PM 4151 -
F PM 4251 - F PM 6551 - F PM 6651 -
F PM 7351 - F PM 7451
DIM. OF LABEL: 77x42 mm
NO. OF LABELS PER SHEET: 12

ITEM NO. F PL 9120 00 00

FOR CONTAINERS
ITEM NO. F PL 8151 00 - F PL 8951 00
DIM. OF LABEL: 127x39 mm
NO. OF LABELS PER SHEET: 10

ITEM NO. F PL 9160 00 00

FOR CONTAINERS ITEM NO. F PL 8151 00 -
F PL 8951 00 - F PJ 6551 00 -
F PJ 7351 00 - F PJ 8951 00
DIM. OF LABEL: 189x85 mm
NO. OF LABELS PER SHEET: 3

ITEM NO. F PL 9140 00 00

FOR CONTAINERS ITEM NO. F PJ 5751 00
DIM. OF LABEL: 189x82 mm
NO. OF LABELS PER SHEET: 3



LABELS FOR STACKING AND STORAGE CONTAINERS

PERSONALISED LOGOS



injection logo

hot printed logo



ITEM NO. F PZ 5668 00 96

DUST COVER

FOR CONTAINERS ITEM NO. F PM 3351
COLOUR TRANSPARENT



ITEM NO. F PZ 5368 00 96

DUST COVER

FOR CONTAINERS ITEM NO. F PM 4151 -
F PM 4251
COLOUR TRANSPARENT



ITEM NO. F PZ 6568 00 96

DUST COVER

FOR CONTAINERS ITEM NO. F PM 6551 -
F PM 6651
COLOUR TRANSPARENT



ITEM NO. F PZ 6268 00 96

DUST COVER

FOR CONTAINERS ITEM NO. F PM 7351 -
F PM 7451
COLOUR TRANSPARENT





SLIDING LID WITH CLICK CLOSURE

THE LID CAN BE FASTENED WITH A SECURITY SEAL

ITEM NO. F PH 3651 AC 01

STACKING CONTAINER WITH LID

EXTERNAL DIMENSIONS: 227x180x100 mm h

USEFUL DIMENSIONS: 188x136x92 mm h

CAPACITY LITRES: 3

WEIGHT G.: 360

COLOUR GREY



ITEM NO. F PH 4851 AC 01

STACKING CONTAINER WITH LID

EXTERNAL DIMENSIONS: 336x231x100 mm h

USEFUL DIMENSIONS: 285x180x88 mm h

CAPACITY LITRES: 5

WEIGHT G.: 714

COLOUR GREY



ITEM NO. F PH 5251 AC 01

STACKING CONTAINER WITH LID

EXTERNAL DIMENSIONS: 336x231x150 mm h

USEFUL DIMENSIONS: 176x282x143 mm h

CAPACITY LITRES: 8

WEIGHT G.: 672

COLOUR GREY





TO OPEN THE LID PUSH THE CENTRAL PART.
LID WITH CLICK CLOSURE CAN NOT BE REUTILIZED

ITEM NO. F PH CB51 00 04

STORAGE SECURITY STACKING CONTAINER WITH LID

EXTERNAL DIMENSIONS: 148x98x53 mm h

USEFUL DIMENSIONS: 128x79x35 mm h

WEIGHT G.: 124

COLOUR BLUE



HINGED LID WITH CLICK CLOSURE. THE LID CAN BE FASTENED WITH A SECURITY SEAL.

ITEM NO. F PH OC51 00 04

STORAGE SHELL STACKING CONTAINER WITH LID

EXTERNAL DIMENSIONS: 148x110x28 mm h

USEFUL DIMENSIONS: 84x124x25 mm h

WEIGHT G.: 52

COLOUR BLUE



ITEM NO. F LA 3320 00 01

STEEL BOX

EXTERNAL DIM.: 300x200x145 mm h
INTERNAL DIM.: 290x183x132 mm h
CAPACITY LITRES: 8,7
SIZE 272-3A2
COLOUR GREY RAL 7000



ITEM NO. F LA 4120 00 02

STEEL BOX

EXTERNAL DIM.: 300x200x200 mm h
INTERNAL DIM.: 290x186x184 mm h
CAPACITY LITRES: 12
SIZE 272-3
COLOUR GREEN RAL 6011



ITEM NO. F LA 6520 00 01

STEEL BOX

EXTERNAL DIM.: 450x300x200 mm h
INTERNAL DIM.: 442x285x182 mm h
CAPACITY LITRES: 27
SIZE 272-4
COLOUR GREY RAL 7000



ITEM NO. F LA 7320 00 02

STEEL BOX

EXTERNAL DIM.: 450x300x300 mm h
INTERNAL DIM.: 440x280x278 mm h
CAPACITY LITRES: 40,5
SIZE 272-4A5
COLOUR GREEN RAL 6011



ITEM NO. F LA 8920 00 01

STEEL BOX

EXTERNAL DIM.: 630x450x300 mm h
INTERNAL DIM.: 617x430x278 mm h
CAPACITY LITRES: 85
SIZE 272-5
COLOUR GREY RAL 7000



ITEM NO. F LA 6511 00 99

STEEL BOX

EXTERNAL DIM.: 450x300x200 mm h
INTERNAL DIM.: 442x285x182 mm h
CAPACITY LITRES: 27
HOLE Ø MM: 4,2
COLOUR GALVANIZED



ITEM NO. F LA 6512 00 99

STEEL BOX

EXTERNAL DIM.: 450x300x200 mm h
INTERNAL DIM.: 442x285x182 mm h
CAPACITY LITRES: 27
HOLE Ø MM: 5,5
COLOUR GALVANIZED



ITEM NO. F LA 6513 00 99

STEEL BOX

EXTERNAL DIM.: 450x300x200 mm h
INTERNAL DIM.: 442x285x182 mm h
CAPACITY LITRES: 27
HOLE Ø MM: 7
COLOUR GALVANIZED



ITEM NO. F LS 1700 00 01

STEEL BOX

EXTERNAL DIM.:

160/140x95x75 mm h

INTERNAL DIM.: 138x86x66 mm h

CAPACITY LITRES: 1

COLOUR GREY RAL 7000



ITEM NO. F LS 2500 00 02

STEEL BOX

EXTERNAL DIM.:

230/200x140x130 mm h

INTERNAL DIM.: 196x131x113 mm h

CAPACITY LITRES: 3,8

COLOUR GREEN RAL 6011



ITEM NO. F LS 3300 00 01

STEEL BOX

EXTERNAL DIM.:

350/300x200x145 mm h

INTERNAL DIM.: 298x181x135 mm h

CAPACITY LITRES: 9,4

COLOUR GREY RAL 7000



ITEM NO. F LS 4100 00 02

STEEL BOX

EXTERNAL DIM.:

350/300x200x200 mm h

INTERNAL DIM.: 300x185x184 mm h

CAPACITY LITRES: 12,5

COLOUR GREEN RAL 6011



ITEM NO. F LS 4900 00 02

STEEL BOX

EXTERNAL DIM.:

500/450x200x200 mm h

INTERNAL DIM.: 448x184x184 mm h

CAPACITY LITRES: 18

COLOUR GREEN RAL 6011



ITEM NO. F LS 6500 00 02

STEEL BOX

EXTERNAL DIM.:

500/450x300x200 mm h

INTERNAL DIM.: 448x284x185 mm h

CAPACITY LITRES: 28

COLOUR GREEN RAL 6011



ITEM NO. F LS 7300 00 01

STEEL BOX

EXTERNAL DIM.:

520/450x300x300 mm h

INTERNAL DIM.: 446x288x278 mm h

CAPACITY LITRES: 42

COLOUR GREY RAL 7000



ITEM NO. F LS 8100 00 02

STEEL BOX

EXTERNAL DIM.:

520/450x450x300 mm h

INTERNAL DIM.: 448x428x278 mm h

CAPACITY LITRES: 63

COLOUR GREEN RAL 6011



ITEM NO. F LS 8900 00 01

STEEL BOX

EXTERNAL DIM.:

700/630x450x300 mm h

INTERNAL DIM.: 630x428x278 mm h

CAPACITY LITRES: 88

COLOUR GREY RAL 7000



ITEM NO. F MM 0400 00 01

MESH CONTAINER

DIMENSIONS: 1000x800x800 mm h
LOAD CAPACITY: 1000 kg
MESH HOLES: 60x30 mm
COLOUR GREY RAL 7000

ITEM NO. F MM 0410 00 01

MESH CONTAINER

DIMENSIONS: 1000x800x800 mm h
LOAD CAPACITY: 1500 kg
MESH HOLES: 40x40 mm
COLOUR GREY RAL 7000



ITEM NO. F MM 0401 00 01

MESH CONTAINER

DIMENSIONS: 1000x800x800 mm h
LOAD CAPACITY: 1000 kg
MESH HOLES: 60x30 mm
COLOUR GREY RAL 7000

ITEM NO. F MM 0411 00 01

MESH CONTAINER

DIMENSIONS: 1000x800x800 mm h
LOAD CAPACITY: 1500 kg
MESH HOLES: 40x40 mm
COLOUR GREY RAL 7000



WITH HALF SIDE OPEN

ITEM NO. F MM 0420 00 01

MESH CONTAINER

DIMENSIONS: 1200x800x800 mm h
LOAD CAPACITY: 1000 kg
MESH HOLES: 60x30 mm
COLOUR GREY RAL 7000

ITEM NO. F MM 0430 00 01

CONTAINER BIG STEEL

DIMENSIONS: 1200x800x800 mm h
LOAD CAPACITY: 1500 kg
MESH HOLES: 40x40 mm
COLOUR GREY RAL 7000



ITEM NO. F MM 0421 00 01

MESH CONTAINER

DIMENSIONS: 1200x800x800 mm h
LOAD CAPACITY: 1000 kg
MESH HOLES: 60x30 mm
COLOUR GREY RAL 7000

ITEM NO. F MM 0431 00 01

CONTAINER BIG STEEL

DIMENSIONS: 1200x800x800 mm h
LOAD CAPACITY: 1500 kg
MESH HOLES: 40x40 mm
COLOUR GREY RAL 7000



WITH HALF SIDE OPEN

ITEM NO. F ML 0430 00 01

SHEET METAL CONTAINER

DIMENSIONS: 1000x800x690 mm h
LOAD CAPACITY: 1500 kg
COLOUR: GREY RAL 7000

ITEM NO. F ML 0420 00 01

SHEET METAL CONTAINER

DIMENSIONS: 1000x800x670 mm h
LOAD CAPACITY: 2000 kg
COLOUR: GREY RAL 7000



ITEM NO. F ML 0121 00 01

**CONTAINER WITH
ROLLER OPENING BASE**

DIMENSIONS: 1000x800x1150 mm h
LOAD CAPACITY: 2000 kg
COLOUR: GREY RAL 7000

ITEM NO. F ML 0111 00 01

**CONTAINER WITH
ROLLER OPENING BASE**

DIMENSIONS: 1000x800x800 mm h
LOAD CAPACITY: 2000 kg
COLOUR: GREY RAL 7000



ITEM NO. F ML 0200 00 01

TILTING CONTAINER

DIMENSIONS: 965x1480x1060 mm h
LOAD CAPACITY: 1000 kg
COLOUR: GREY RAL 7000



ITEM NO. F ML 0510 00 01

WIDE-MOUTHED CONTAINER

DIMENSIONS: 800x700x600 mm h
LOAD CAPACITY: 1000 kg
COLOUR: GREY RAL 7000 - GALVANIZED

ITEM NO. F ML 0200 10 01

TILTING CONTAINER

with 4 nylon wheels Ø 160 mm
DIMENSIONS: 965x1480x1265 mm h
LOAD CAPACITY: 900 kg
COLOUR: GREY RAL 7000





ITEM NO. F LC C173 S1 52

Storage e stacking containers not included

ITEM NO. F LC C173 52 52

SLICK SHELVING SYSTEM

DIMENSIONS:

1067x542x1817 mm h

COMPLETE WITH:

63 containers size 1

36 containers size 2

LOAD CAPACITY: 150 kg

COLOUR

GALVANIZED + GREY RAL 7000



ITEM NO. F LC A173 52 52

SLICK SHELVING SYSTEM

DIMENSIONS:

1067x925x1817 mm h

COMPLETE WITH:

126 containers size 1

76 containers size 2

LOAD CAPACITY: 150 kg (per side)

COLOUR

GALVANIZED + GREY RAL 7000



ITEM NO. F LC C173 53 52

SLICK SHELVING SYSTEM

DIMENSIONS:

1067x542x1817 mm h

COMPLETE WITH:

45 containers size 1

30 containers size 2

8 containers size 3A2

LOAD CAPACITY: 150 kg

COLOUR

GALVANIZED + GREY RAL 7000



ITEM NO. F LC A173 53 52

SLICK SHELVING SYSTEM

DIMENSIONS:

1067x925x1817 mm h

COMPLETE WITH:

90 containers size 1

60 containers size 2

16 containers size 3A2

LOAD CAPACITY: 150 kg (per side)

COLOUR

GALVANIZED + GREY RAL 7000



ITEM NO. F LC C173 54 52

SLICK SHELVING SYSTEM

DIMENSIONS:

1067x542x1817 mm h

COMPLETE WITH:

24 containers size 2

12 containers size 3A2

3 containers size 4A2

3 containers size 4

LOAD CAPACITY: 150 kg

COLOUR

GALVANIZED + GREY RAL 7000



ITEM NO. F LC A173 54 52

SLICK SHELVING SYSTEM

DIMENSIONS:

1067x925x1817 mm h

COMPLETE WITH:

48 containers size 2

24 containers size 3A2

6 containers size 4A2

6 containers size 4

LOAD CAPACITY: 150 kg (per side)

COLOUR

GALVANIZED + GREY RAL 7000



ITEM NO. F ED 3044 00 01

SHELVING UNIT FOR CONTAINERS
DIMENSIONS: 1025x310x885 mm h
LOAD CAPACITY FOR EACH CONTAINERS: 40 kg
 Max q.ty of stacking containers which can be fitted: 16 pcs size 3
COLOUR GREY RAL 7000
 Shelving unit WITHOUT containers



ITEM NO. F ED 4054 00 01

SHELVING UNIT FOR CONTAINERS
DIMENSIONS: 1765x460x885 mm h
LOAD CAPACITY FOR EACH CONTAINERS: 80 kg
 Max q.ty of stacking containers which can be fitted: 20 pcs size 4
COLOUR GREY RAL 7000
 Shelving unit WITHOUT containers



ITEM NO. F ED 3074 00 01

SHELVING UNIT FOR CONTAINERS
DIMENSIONS: 1765x310x885 mm h
LOAD CAPACITY FOR EACH CONTAINERS: 40 kg
 Max q.ty of stacking containers which can be fitted: 28 pcs size 3
COLOUR GREY RAL 7000
 Shelving unit WITHOUT containers



ITEM NO. F ED 4555 00 01

SHELVING UNIT FOR CONTAINERS
DIMENSIONS: 1765x460x1300 mm h
LOAD CAPACITY FOR EACH CONTAINERS: 50 kg
 Max q.ty of stacking containers which can be fitted: 20 pcs size 4A5
COLOUR GREY RAL 7000
 Shelving unit WITHOUT containers



ITEM NO. F ED 4034 00 01

SHELVING UNIT FOR CONTAINERS
DIMENSIONS: 1075x460x885 mm h
LOAD CAPACITY FOR EACH CONTAINERS: 100 kg
 Max q.ty of stacking containers which can be fitted: 12 pcs size 4
COLOUR GREY RAL 7000
 Shelving unit WITHOUT containers



ITEM NO. F ED 5023 00 01

SHELVING UNIT FOR CONTAINERS
DIMENSIONS: 1125x660x1180 mm h
LOAD CAPACITY FOR EACH CONTAINERS: 200 kg
 Max q.ty of stacking containers which can be fitted: 6 pcs size 5
COLOUR GREY RAL 7000
 Shelving unit WITHOUT containers



ITEM NO. F ED 9134 00 01

WORKTOP FOR SHELVING UNIT
 ITEM NO. F ED 3044 00 01

ITEM NO. F ED 9137 00 01

WORKTOP FOR SHELVING UNIT
 ITEM NO. F ED 3074 00 01

ITEM NO. F ED 9143 00 01

WORKTOP FOR SHELVING UNIT
 ITEM NO. F ED 4034 00 01

ITEM NO. F ED 9145 00 01

WORKTOP FOR SHELVING UNITS
 ITEM NO. F ED 4054 00 01
 ITEM NO. F ED 4555 00 01



ITEM NO. F ED 9234 00 01

BASE PLINTH FOR SHELVING UNIT
 ITEM NO. F ED 3044 00 01

ITEM NO. F ED 9237 00 01

BASE PLINTH FOR SHELVING UNIT
 ITEM NO. F ED 3074 00 01

ITEM NO. F ED 9243 00 01

BASE PLINTH FOR SHELVING UNIT
 ITEM NO. F ED 4034 00 01

ITEM NO. F ED 9245 00 01

BASE PLINTH FOR SHELVING UNITS
 ITEM NO. F ED 4054 00 01
 ITEM NO. F ED 4555 00 01

ITEM NO. F ED 9352 00 01

BASE PLINTH FOR SHELVING UNIT
 ITEM NO. F ED 5023 00 01



TOP SHELF LOAD CAPACITY: 50 KG

ITEM NO. F AK 2040 52 04

CABINET FOR CONTAINERS
DIMENSIONS: 700x270x1000 mm h
COMPLETE WITH:
 6 shelves depth 235 (50 kg)
 4 stops for containers
 24 size 1 blue containers
 12 size 2 grey containers
CABINET LOAD CAPACITY: 450 kg
COLOUR BLUE RAL 5012



ITEM NO. F AK 1040 52 04

CABINET FOR CONTAINERS
DIMENSIONS: 700x270x1000 mm h
COMPLETE WITH:
 6 shelves depth 235 (50 kg)
 4 stops for containers
 24 size 1 blue containers
 12 size 2 grey containers
CABINET LOAD CAPACITY: 450 kg
COLOUR BLUE RAL 5012



ITEM NO. F AK 2066 54 04

CABINET FOR CONTAINERS
DIMENSIONS: 700x270x1655 mm h
COMPLETE WITH:
 12 shelves depth 235 (50 kg)
 7 stops for containers
 42 size 1 blue containers
 24 size 2 grey containers
CABINET LOAD CAPACITY: 500 kg
COLOUR BLUE RAL 5012



ITEM NO. F AK 1066 54 04

CABINET FOR CONTAINERS
DIMENSIONS: 700x270x1655 mm h
COMPLETE WITH:
 12 shelves depth 235 (50 kg)
 7 stops for containers
 42 size 1 blue containers
 24 size 2 grey containers
CABINET LOAD CAPACITY: 500 kg
COLOUR BLUE RAL 5012



ITEM NO. F AK 2080 52 04

CABINET FOR CONTAINERS
DIMENSIONS: 700x270x2000 mm h
COMPLETE WITH:
 15 shelves depth 235 (50 kg)
 9 stops for containers
 54 size 1 blue containers
 28 size 2 grey containers
CABINET LOAD CAPACITY: 500 kg
COLOUR BLUE RAL 5012

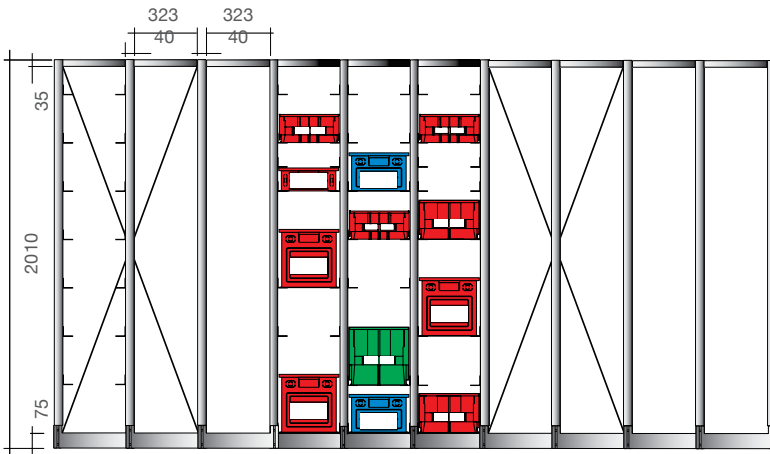


ITEM NO. F AK 1080 52 04

CABINET FOR CONTAINERS
DIMENSIONS: 700x270x2000 mm h
COMPLETE WITH:
 15 shelves depth 235 (50 kg)
 9 stops for containers
 54 size 1 blue containers
 28 size 2 grey containers
CABINET LOAD CAPACITY: 500 kg
COLOUR BLUE RAL 5012



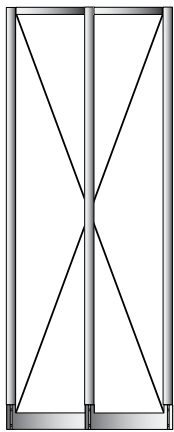
THE CABINETS MUST BE SECURED TO THE FLOOR OR TO THE WALL
 ALL INDICATED LOADS ARE NET AND REFER TO EVENLY DISTRIBUTED WEIGHTS



SHELVING SYSTEM DEPTH 500 MM



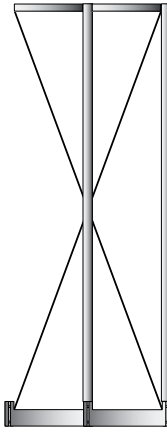
ITEM NO. F TR S100 E2 99
Dim. mm 1129x500x1010 h
Storage containers included



1



2



3

ITEM NO. F TR D200 50 99

1. Double unit with cross bracing 2010 mm h
LOAD CAPACITY PER BAY: 250 kg
COLOUR GALVANIZED

ITEM NO. F TR E200 50 99

2. Add-on single unit 2010 mm h
LOAD CAPACITY PER BAY: 250 kg
COLOUR GALVANIZED

ITEM NO. F TR F200 50 99

3. Add-on double unit with cross bracing 2010 mm h
LOAD CAPACITY PER BAY: 250 kg
COLOUR GALVANIZED

ITEM NO. F TR G100 50 99

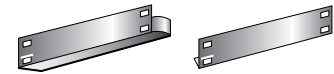
4. Single unit 1010 mm h
LOAD CAPACITY PER BAY: 250 kg
COLOUR GALVANIZED

ITEM NO. F TR E100 50 99

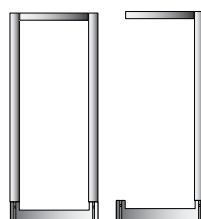
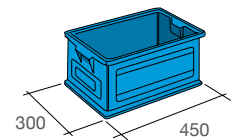
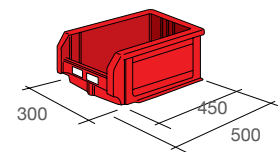
5. Add-on single unit 1010 mm h
LOAD CAPACITY PER BAY: 250 kg
COLOUR GALVANIZED

ITEM NO. F TR 9060 00 99

6. Pair of galvanized guide rails
LOAD CAPACITY: 50 kg
COLOUR GALVANIZED



6



4



5

FOR CONTAINERS SIZE

4A2
4
4A5
272-4A2
272-4
272-4A5

MIN. DISTANCE OF GUIDE RAILS

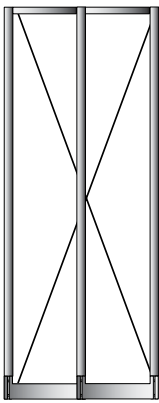
200 mm
225 mm
325 mm
150 mm
225 mm
325 mm



SHELVING SYSTEM DEPTH 400 MM



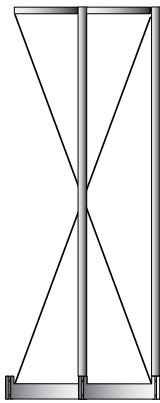
ITEM NO. F TR S200 B1 99
Dim. mm 1440x400x2010 h
Stacking containers included



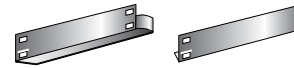
1



2



3



6

ITEM NO. F TR D200 40 99

1. Double unit with cross bracing 2010 mm h
LOAD CAPACITY PER BAY: 250 kg
COLOUR GALVANIZED

ITEM NO. F TR E200 40 99

2. Add-on single unit 2010 mm h
LOAD CAPACITY PER BAY: 250 kg
COLOUR GALVANIZED

ITEM NO. F TR F200 40 99

3. Add-on double unit with cross bracing 2010 mm h
LOAD CAPACITY PER BAY: 250 kg
COLOUR GALVANIZED

ITEM NO. F TR G100 40 99

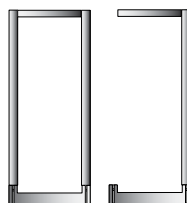
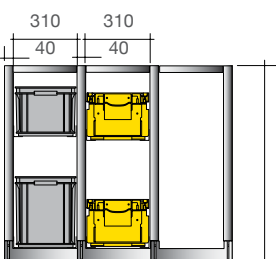
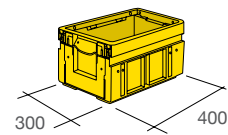
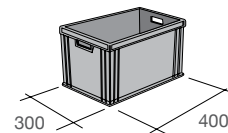
4. Single unit 1010 mm h
LOAD CAPACITY PER BAY: 250 kg
COLOUR GALVANIZED

ITEM NO. F TR E100 40 99

5. Add-on single unit 1010 mm h
LOAD CAPACITY PER BAY: 250 kg
COLOUR GALVANIZED

ITEM NO. F TR 9040 00 99

6. Pair of galvanized guide rails
LOAD CAPACITY: 50 kg
COLOUR GALVANIZED



4



5

FOR CONTAINERS DIM.

- 400x300x55 h
- 400x300x78 h
- 400x300x120 h
- 400x300x170 h
- 400x300x220 h
- 400x300x325 h

MIN. DISTANCE OF GUIDE RAILS

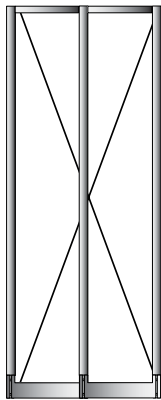
- 75 mm
- 100 mm
- 150 mm
- 200 mm
- 250 mm
- 350 mm



SHELVING SYSTEM DEPTH 600 MM



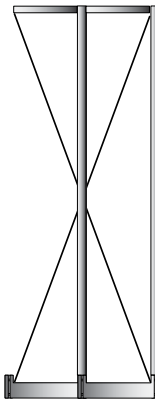
ITEM NO. F TR S200 C2 99
Dim. mm 1840x600x2010 h
Stacking containers included



1



2



3

ITEM NO. F TR D200 60 99

1. Double unit with cross bracing 2010 mm h
LOAD CAPACITY PER BAY: 250 kg
COLOUR GALVANIZED

ITEM NO. F TR E200 60 99

2. Add-on single unit 2010 mm h
LOAD CAPACITY PER BAY: 250 kg
COLOUR GALVANIZED

ITEM NO. F TR F200 60 99

3. Add-on double unit with cross bracing 2010 mm h
LOAD CAPACITY PER BAY: 250 kg
COLOUR GALVANIZED

ITEM NO. F TR G100 60 99

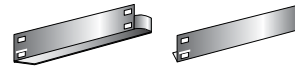
4. Single unit 1010 mm h
LOAD CAPACITY PER BAY: 250 kg
COLOUR GALVANIZED

ITEM NO. F TR E100 60 99

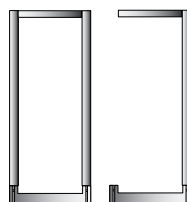
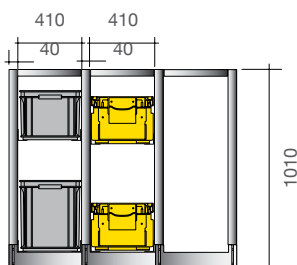
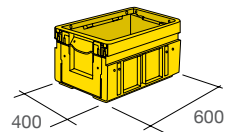
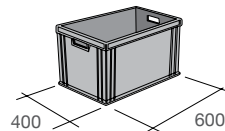
5. Add-on single unit 1010 mm h
LOAD CAPACITY PER BAY: 250 kg
COLOUR GALVANIZED

ITEM NO. F TR 9080 00 99

6. Pair of galvanized guide rails
LOAD CAPACITY: 50 kg
COLOUR GALVANIZED



6



4

5

FOR CONTAINERS DIM.

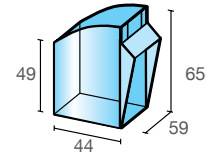
MIN. DISTANCE OF GUIDE RAILS

600x400x78 h	100 mm
600x400x120 h	150 mm
600x400x170 h	200 mm
600x400x220 h	250 mm
600x400x285 h	325 mm
600x400x325 h	350 mm
600x400x430 h	450 mm

ITEM NO. F PG 1071 01 01

CONTAINER

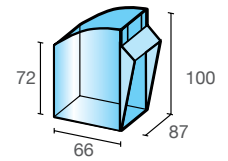
DIMENSIONS: 600x69x77 mm h
 Container with 9 compartments
COLOUR GREY + TRANSPARENT
BATCH OF 2 PCS.



ITEM NO. F PG 1571 01 01

CONTAINER

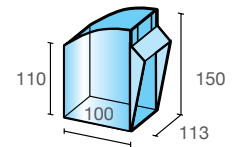
DIMENSIONS: 600x98x112 mm h
 Container with 6 compartments
COLOUR GREY + TRANSPARENT
BATCH OF 2 PCS.



ITEM NO. F PG 2071 01 01

CONTAINER

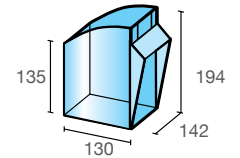
DIMENSIONS: 600x141x164 mm h
 Container with 5 compartments
COLOUR GREY + TRANSPARENT



ITEM NO. F PG 2571 01 01

CONTAINER

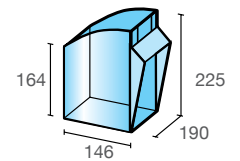
DIMENSIONS: 600x174x206 mm h
 Container with 4 compartments
COLOUR GREY + TRANSPARENT



ITEM NO. F PG 3071 01 01

CONTAINER

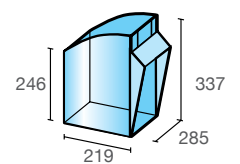
DIMENSIONS: 600x209x240 mm h
 Container with 3 compartments
COLOUR GREY + TRANSPARENT



ITEM NO. F PG 3571 01 01

CONTAINER

DIMENSIONS: 600x311x353 mm h
 Container with 2 compartments
COLOUR GREY + TRANSPARENT



ITEM NO. F PG 0410 01 01

WALL SHELVING
 DIMENSIONS: 600x78x308 mm h
 COMPLETE WITH:
 4 ITEM NO. F PG 1071 01 01
 COLOUR GREY + TRANSPARENT



ITEM NO. F PG 0320 01 01

WALL SHELVING
 DIMENSIONS: 610x189,5x500 mm h
 COMPLETE WITH:
 1 ITEM NO. F PG 1571 01 01
 1 ITEM NO. F PG 2071 01 01
 1 ITEM NO. F PG 2571 01 01
 COLOUR GREY + TRANSPARENT



ITEM NO. F PG 0420 02 01

WALL SHELVING
 DIMENSIONS: 600x107x500 mm h
 COMPLETE WITH:
 2 ITEM NO. F PG 1071 01 01
 3 ITEM NO. F PG 1571 01 01
 COLOUR GREY + TRANSPARENT



ITEM NO. F PG 0430 01 01

WALL SHELVING
 DIMENSIONS: 600x150x664 mm h
 COMPLETE WITH:
 3 ITEM NO. F PG 1571 01 01
 2 ITEM NO. F PG 2071 01 01
 COLOUR GREY + TRANSPARENT



ITEM NO. F PG 0530 02 01

WALL SHELVING
 DIMENSIONS: 600x113x1008 mm h
 COMPLETE WITH:
 9 ITEM NO. F PG 1571 01 01
 COLOUR GREY + TRANSPARENT



ITEM NO. F PG 0530 03 01

WALL SHELVING
 DIMENSIONS: 600x224x1000 mm h
 COMPLETE WITH:
 2 ITEM NO. F PG 1571 01 01
 2 ITEM NO. F PG 2071 01 01
 1 ITEM NO. F PG 2571 01 01
 1 ITEM NO. F PG 3071 01 01
 COLOUR GREY + TRANSPARENT



ITEM NO. F PG 0540 03 01

WALL SHELVING
 DIMENSIONS: 600x224x1540 mm h
 COMPLETE WITH:
 2 ITEM NO. F PG 1071 01 01
 4 ITEM NO. F PG 1571 01 01
 3 ITEM NO. F PG 2071 01 01
 1 ITEM NO. F PG 2571 01 01
 1 ITEM NO. F PG 3071 01 01
 COLOUR GREY + TRANSPARENT



ITEM NO. F PG 0640 03 01

WALL SHELVING
 DIMENSIONS: 600x325x1528 mm h
 COMPLETE WITH:
 2 ITEM NO. F PG 1071 01 01
 3 ITEM NO. F PG 1571 01 01
 3 ITEM NO. F PG 2071 01 01
 1 ITEM NO. F PG 2571 01 01
 1 ITEM NO. F PG 3071 01 01
 COLOUR GREY + TRANSPARENT



ITEM NO. F PG 0650 04 01

SHELVING

DIMENSIONS: 600x325x1770 mm h

COMPLETE WITH:

5 ITEM NO. F PG 1571 01 01

3 ITEM NO. F PG 2071 01 01

3 ITEM NO. F PG 2571 01 01

COLOUR GREY + TRANSPARENT



ITEM NO. F PG 0650 03 01

SHELVING

DIMENSIONS: 600x325x1750 mm h

COMPLETE WITH:

2 ITEM NO. F PG 1071 01 01

3 ITEM NO. F PG 1571 01 01

3 ITEM NO. F PG 2071 01 01

2 ITEM NO. F PG 2571 01 01

1 ITEM NO. F PG 3071 01 01

COLOUR GREY + TRANSPARENT



ITEM NO. F PG 0560 03 01

SHELVING

DIMENSIONS: 600x326x1989 mm h

COMPLETE WITH:

6 ITEM NO. F PG 2071 01 01

2 ITEM NO. F PG 2571 01 01

1 ITEM NO. F PG 3071 01 01

1 ITEM NO. F PG 3571 01 01

COLOUR GREY + TRANSPARENT



ITEM NO. F PG 0660 03 01

SHELVING

DIMENSIONS: 600x325x1976 mm h

COMPLETE WITH:

5 ITEM NO. F PG 1571 01 01

3 ITEM NO. F PG 2071 01 01

4 ITEM NO. F PG 2571 01 01

COLOUR GREY + TRANSPARENT



ITEM NO. F LB B073 54 52

TROLLEY FOR PRACTIBOX

DIMENSIONS: 725x613x1430 mm h

COMPLETE WITH:

- 1 trolley ITEM NO. F LB B073 04 52
- 4 practibox containers with 9 compartments
- 6 practibox containers with 6 compartments
- 4 practibox containers with 5 compartments
- 2 practibox containers with 4 compartments
- 2 practibox containers with 3 compartments

COLOUR

GALVANIZED + GREY RAL 7000



ITEM NO. F LB B073 01 52

TROLLEY WITHOUT PRACTIBOX


DIMENSIONS: 725x613x1430 mm h


COMPLETE WITH:

- A= 687 mm
- B= 724 mm
- C= 160 mm
- D= 1240 mm (32 holes)
- E= 30 mm

COLOUR

GALVANIZED + GREY RAL 7000





ITEM NO. F PK 2751 00 04

MULTIBOX BOX

EXTERNAL DIM.: 435x140x80 mm h
 INTERNAL DIM.: 420/405x125x70 mm h
 MAX Q.TY OF DIVIDERS WHICH
 CAN BE INSERTED:
 7 PCS. F PK 7268 00 96
 COLOUR BLUE



ITEM NO. F PK 0551 00 04

MULTIBOX BOX

EXTERNAL DIM.: 300x120x100 mm h
 INTERNAL DIM.: 257x95x89 mm h
 MAX Q.TY OF DIVIDERS WHICH
 CAN BE INSERTED:
 4 PCS. F PK 7068 00 96
 COLOUR BLUE



ITEM NO. F PK 1051 00 04

MULTIBOX BOX

EXTERNAL DIM.: 300x160x100 mm h
 INTERNAL DIM.: 260x136x89 mm h
 MAX Q.TY OF DIVIDERS WHICH
 CAN BE INSERTED:
 4 PCS. F PK 7368 00 96
 COLOUR BLUE



ITEM NO. F PK 1551 00 04

MULTIBOX BOX

EXTERNAL DIM.: 400x120x100 mm h
 INTERNAL DIM.: 356x96x89 mm h
 MAX Q.TY OF DIVIDERS WHICH
 CAN BE INSERTED:
 6 PCS. F PK 7068 00 96
 COLOUR BLUE



ITEM NO. F PK 2051 00 04

MULTIBOX BOX

EXTERNAL DIM.: 400x160x100 mm h
 INTERNAL DIM.: 358x136x89 mm h
 MAX Q.TY OF DIVIDERS WHICH
 CAN BE INSERTED:
 6 PCS. F PK 7368 00 96
 COLOUR BLUE



ITEM NO. F PK 2551 00 04

MULTIBOX BOX

EXTERNAL DIM.: 400x240x100 mm h
 INTERNAL DIM.: 358x215x89 mm h
 MAX Q.TY OF DIVIDERS WHICH
 CAN BE INSERTED:
 6 PCS. F PK 7668 00 96
 COLOUR BLUE



ITEM NO. F PK 3051 00 04

MULTIBOX BOX

EXTERNAL DIM.: 500x120x100 mm h
 INTERNAL DIM.: 461x95x89 mm h
 MAX Q.TY OF DIVIDERS WHICH
 CAN BE INSERTED:
 8 PCS. F PK 7068 00 96
 COLOUR BLUE



ITEM NO. F PK 3551 00 04

MULTIBOX BOX

EXTERNAL DIM.: 500x160x100 mm h
 INTERNAL DIM.: 460x136x89 mm h
 MAX Q.TY OF DIVIDERS WHICH
 CAN BE INSERTED:
 8 PCS. F PK 7368 00 96
 COLOUR BLUE



ITEM NO. F PK 4051 00 04

MULTIBOX BOX

EXTERNAL DIM.: 500x240x100 mm h
 INTERNAL DIM.: 403x121x70 mm h
 MAX Q.TY OF DIVIDERS WHICH
 CAN BE INSERTED:
 8 PCS. F PK 7668 00 96
 COLOUR BLUE



ITEM NO. F PK 4551 00 04

MULTIBOX BOX

EXTERNAL DIM.: 600x160x100 mm h
 INTERNAL DIM.: 560x136x89 mm h
 MAX Q.TY OF DIVIDERS WHICH
 CAN BE INSERTED:
 10 PCS. F PK 7368 00 96
 COLOUR BLUE






F PK 9040 01 01 F PK 9040 02 01 F PK 9040 03 01 F PK 9040 04 01 F PK 9040 05 01 F PK 9040 06 01 F PK 9040 07 01

NO. OF MULTIBOX BOXES INSERTED:

ITEM NO. STACKING HOUSINGS	ITEM NO. F PK 1551	ITEM NO. F PK 2051	ITEM NO. F PK 2551
ITEM NO. F PK 9040 01 01	16	-	-
ITEM NO. F PK 9040 02 01	-	12	-
ITEM NO. F PK 9040 03 01	8	6	-
ITEM NO. F PK 9040 04 01	-	-	8
ITEM NO. F PK 9040 05 01	8	-	4
ITEM NO. F PK 9040 06 01	-	6	4
ITEM NO. F PK 9040 07 01	4	6	2



Stacking housings complete with multibox boxes dim. mm 500x400x545 h. Stacking housing including guide rails and safety guards for boxes multibox.

ITEM NO. F PK 7068 00 96

TRANSVERSAL DIVIDER

DIMENSIONS: 100x90 mm h
For ITEM NO. F PK 0551 - F PK 1551 - F PK 3051
COLOUR TRANSPARENT



ITEM NO. F PK 7268 00 96

TRANSVERSAL DIVIDER

DIMENSIONS: 137x75 mm h
For ITEM NO. F PK 2751 00 04
COLOUR TRANSPARENT



ITEM NO. F PK 7368 00 96

TRANSVERSAL DIVIDER

DIMENSIONS: 145x90 mm h
For ITEM NO. F PK 1051 - F PK 2051 - F PK 3551 - F PK 4551
COLOUR TRANSPARENT



ITEM NO. F PK 7668 00 96

TRANSVERSAL DIVIDER

DIMENSIONS: 225x90 mm h
For ITEM NO. F PK 2551 - F PK 4051
COLOUR TRANSPARENT



LABELS ITEM NO.	FOR BOXES	NO. LABELS PER SHEET
ITEM NO. F PK 9540 00 00	F PK 0551 - F PK 1551 - F PK 3051	12
ITEM NO. F PK 9580 00 00	F PK 1051 - F PK 2051 - F PK 3551 F PK 4551 - F PK 2751	8
ITEM NO. F PK 9600 00 00	F PK 2551 - F PK 4051	6



LABELS ITEM NO.	FOR TRANSVERSAL DIVIDERS	NO. LABELS PER SHEET
ITEM NO. F PK 9520 00 00	F PK 7068 - F PK 7268	24
ITEM NO. F PK 9560 00 00	F PK 7368 - F PK 7668	16

DIVIDERS ARE MADE OF COMPLETELY RECYCLABLE PLASTIC MATERIAL

ITEM NO. F PK 6051 00 04

HANDLE

DIMENSIONS: 70x90 mm h

For ITEM NO. F PK 0551 - F PK 1551 -
F PK 3051

COLOUR BLUE



ITEM NO. F PK 6351 00 04

HANDLE

DIMENSIONS: 120x80 mm h

For ITEM NO. F PK 1051 - F PK 2051 -
F PK 3551 - F PK 4551

COLOUR BLUE




ITEM NO. F PK 6651 00 04

HANDLE

DIMENSIONS: 110x90 mm h

For ITEM NO. F PK 2551 - F PK 4051

COLOUR BLUE




ITEM NO. F PX 1541 00 01

SOLID NON-SLIP MATTING
DIMENSIONS: 800x400x25 mm h
COLOUR GREY



ITEM NO. F PX 2541 00 06

PERFORATED NON-SLIP MATTING
DIMENSIONS: 800x400x25 mm h
COLOUR BRICK RED



ITEM NO. F PX 0241 00 05

EDGING PIECE
DIMENSIONS: 400x120x25 mm h
COLOUR YELLOW



ITEM NO. F PX 0741 00 05

CORNER PIECE
DIMENSIONS: 120x120x25 mm h
COLOUR YELLOW



ITEM NO. F PX 0910 00 99

GALVANIZED CLIPS
FOR NON-SLIP MATTINGS
COLOUR GALVANIZED



FAMI Athena conductive containers are produced in conductive plastic in basic sizes of 600x400 mm and 400x300 mm, with a variety of depths.

These base measurements are subdivisions of the 1200x800 mm Europallet, and as such create a standard modular system.

The special external ribbing makes the FAMI system particularly robust, especially when stacked.

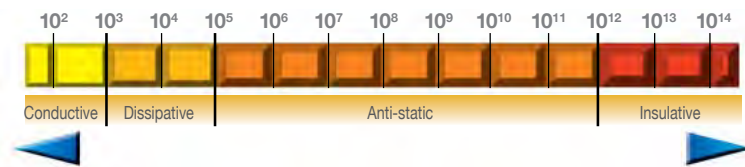
Side handles make handling safe and easy, and the lid, whilst protecting the contents from dust and dirt, does not inhibit stacking.

The smooth internal design makes cleaning easy and the special base allows for the use of the containers on any style of conveyors.

The FAMI series of containers are designed to accept both the Megaprint® and Miniprint® systems and to keep safe all types of electronic components from electrostatic damage.



CONDUCTIVITY SCALE



TECHNICAL SPECIFICATIONS

Base material	Polypropylene copolymer (PPC)
Conductivity additive	Carbon black
Colour	Black
Density, at 23°C	1.04 g/cm ³
Vicat softening point	154°C ISO 306
Working temperature	
continuous	approx 80-100°C
short term	approx 100-120°C
Surface resistance	less than 10 ⁴ Ω cm (measured according to CEI EN 61340-2-3 at 20°C with a 5 cm ² ring electrode).
Volume resistivity	10 ⁴ Ω cm (measured according to CEI EN 61340-2-3 at 20°C with a 5 cm ² ring electrode)
Ageing behaviour	No deterioration of conductivity (in 7 years of service), no leaching of corrosive substances, excellent UV resistance.
Chemical resistance	Excellent (according to the generally valid PP classification)





300X200

ITEM NO. F PA 2452 AO 07

ATHENA BOX

EXTERNAL DIM.: 300x200x120 mm h
 INTERNAL DIM.: 260x158x103 mm h
 CAPACITY LITRES: 5
 WEIGHT G.: 514
 COLOUR BLACK



hinged lid sliding lid with handles

ITEM NO.

FOR CONTAINERS
 ATHENA mm LID
 TYPE

F PA 0352 00 07	300x200	hinged lid
F PA 0652 00 07	400x300	hinged lid
F PA 1852 00 07	400x300	with handles
F PA 1652 00 07	400x300	sliding lid

400X300

ITEM NO. F PA 3252 AO 07

ATHENA BOX

EXTERNAL DIM.: 400x300x55 mm h
 INTERNAL DIM.: 356x255x36 mm h
 CAPACITY LITRES: 3,8
 WEIGHT G.: 544
 COLOUR BLACK



ITEM NO. F PA 3652 AO 07

ATHENA BOX

EXTERNAL DIM.: 400x300x78 mm h
 INTERNAL DIM.: 355x255x57 mm h
 CAPACITY LITRES: 6
 WEIGHT G.: 636
 COLOUR BLACK



ITEM NO. F PA 4052 AO 07

ATHENA BOX

EXTERNAL DIM.: 400x300x120 mm h
 INTERNAL DIM.: 358x258x103 mm h
 CAPACITY LITRES: 10
 WEIGHT G.: 868
 COLOUR BLACK



ITEM NO. F PA 4452 AO 07

ATHENA BOX

EXTERNAL DIM.: 400x300x170 mm h
 INTERNAL DIM.: 357x257x152 mm h
 CAPACITY LITRES: 15
 WEIGHT G.: 1232
 COLOUR BLACK



ITEM NO. F PA 4852 AO 07

ATHENA BOX

EXTERNAL DIM.: 400x300x220 mm h
 INTERNAL DIM.: 358x258x203 mm h
 CAPACITY LITRES: 20
 WEIGHT G.: 1614
 COLOUR BLACK



ITEM NO. F PA 5252 AO 07

ATHENA BOX

EXTERNAL DIM.: 400x300x325 mm h
 INTERNAL DIM.: 355x258x306 mm h
 CAPACITY LITRES: 30
 WEIGHT G.: 2112
 COLOUR BLACK



600X400

ITEM NO. F PA 5652 AO 07

ATHENA BOX

EXTERNAL DIM.: 600x400x78 mm h
 INTERNAL DIM.: 555x354x57 mm h
 CAPACITY LITRES: 10
 WEIGHT G.: 1466
 COLOUR BLACK



ITEM NO. F PA 6052 AO 07

ATHENA BOX

EXTERNAL DIM.: 600x400x120 mm h
 INTERNAL DIM.: 557x357x102 mm h
 CAPACITY LITRES: 20
 WEIGHT G.: 1882
 COLOUR BLACK



ITEM NO. F PA 6452 AO 07

ATHENA BOX

EXTERNAL DIM.: 600x400x170 mm h
 INTERNAL DIM.: 558x358x152 mm h
 CAPACITY LITRES: 30
 WEIGHT G.: 2430
 COLOUR BLACK



ITEM NO. F PB 6852 AO 07

THEMA BOX

EXTERNAL DIM.: 600x400x220 mm h
 INTERNAL DIM.: 557x357x199 mm h
 CAPACITY LITRES: 40
 WEIGHT G.: 2250
 COLOUR BLACK



ITEM NO. F PA 7252 AO 07

ATHENA BOX

EXTERNAL DIM.: 600x400x285 mm h
 INTERNAL DIM.: 557x357x263 mm h
 CAPACITY LITRES: 53
 WEIGHT G.: 3128
 COLOUR BLACK



ITEM NO. F PA 7652 AO 07

ATHENA BOX

EXTERNAL DIM.: 600x400x325 mm h
 INTERNAL DIM.: 558x358x308 mm h
 CAPACITY LITRES: 60
 WEIGHT G.: 3460
 COLOUR BLACK



ITEM NO. F PA 8052 BO 07

ATHENA BOX

EXTERNAL DIM.: 600x400x430 mm h
 INTERNAL DIM.: 558x357x413 mm h
 CAPACITY LITRES: 90
 WEIGHT G.: 4250
 COLOUR BLACK



ITEM NO. F PL 0952 00 07

COMPAT STORAGE CONTAINER
 EXTERNAL DIM.: 85/65x95x45 mm h
 INTERNAL DIM.: 63x91x44 mm h
 CAPACITY LITRES: 0,25
 WEIGHT G.: 48
 COLOUR BLACK



ITEM NO. F PM 1752 00 07

COMPAT STORAGE CONTAINER
 EXTERNAL DIM.:
 160/140x95x75 mm h
 INTERNAL DIM.: 133x87x66 mm h
 CAPACITY LITRES: 1
 WEIGHT G.: 114
 COLOUR BLACK



ITEM NO. F PM 2552 00 07

COMPAT STORAGE CONTAINER
 EXTERNAL DIM.:
 230/200x140x130 mm h
 INTERNAL DIM.: 193x126x110 mm h
 CAPACITY LITRES: 3,8
 WEIGHT G.: 248
 COLOUR BLACK



ITEM NO. F PM 3352 00 07

COMPAT STORAGE CONTAINER
 EXTERNAL DIM.:
 350/300x200x145 mm h
 INTERNAL DIM.: 273x183x130 mm h
 CAPACITY LITRES: 9,4
 WEIGHT G.: 678
 COLOUR BLACK



ITEM NO. F PM 4152 00 07

COMPAT STORAGE CONTAINER
 EXTERNAL DIM.:
 350/300x200x200 mm h
 INTERNAL DIM.: 270x179x185 mm h
 CAPACITY LITRES: 12,5
 WEIGHT G.: 848
 COLOUR BLACK



ITEM NO. F PM 5752 00 07

COMPAT STORAGE CONTAINER
 EXTERNAL DIM.:
 500/450x300x145 mm h
 INTERNAL DIM.: 428x281x129 mm h
 CAPACITY LITRES: 20
 WEIGHT G.: 1374
 COLOUR BLACK



ITEM NO. F PM 6552 00 07

COMPAT STORAGE CONTAINER
 EXTERNAL DIM.:
 500/450x300x200 mm h
 INTERNAL DIM.: 426x282x185 mm h
 CAPACITY LITRES: 28
 WEIGHT G.: 1534
 COLOUR BLACK



ITEM NO. F PM 7352 00 07

COMPAT STORAGE CONTAINER
 EXTERNAL DIM.:
 500/450x300x300 mm h
 INTERNAL DIM.: 423x280x285 mm h
 CAPACITY LITRES: 42
 WEIGHT G.: 2374
 COLOUR BLACK



ITEM NO. F PJ 2552 00 07

ZEUS STACKING CONTAINER

EXTERNAL DIM.: 200x140x130 mm h

INTERNAL DIM.: 121x126x109 mm h

CAPACITY LITRES: 3,6

WEIGHT G.: 306

COLOUR BLACK



ITEM NO. F PJ 3352 00 07

ZEUS STACKING CONTAINER

EXTERNAL DIM.: 300x200x145 mm h

INTERNAL DIM.: 283x182x130 mm h

CAPACITY LITRES: 8,7

WEIGHT G.: 582

COLOUR BLACK



ITEM NO. F PJ 5752 00 07

ZEUS STACKING CONTAINER

EXTERNAL DIM.: 450x300x120 mm h

INTERNAL DIM.: 425x275x105 mm h

CAPACITY LITRES: 16,2

WEIGHT G.: 1084

COLOUR BLACK



ITEM NO. F PJ 6552 00 07

ZEUS STACKING CONTAINER

EXTERNAL DIM.: 450x300x200 mm h

INTERNAL DIM.: 425x276x181 mm h

CAPACITY LITRES: 27

WEIGHT G.: 1526

COLOUR BLACK



ITEM NO. F PK 1052 00 07

MULTIBOX BOX

EXTERNAL DIM.: 300x160x100 mm h

INTERNAL DIM.: 258x136x88 mm h

WEIGHT G.: 438

COLOUR BLACK



ITEM NO. F PK 2052 00 07

MULTIBOX BOX

EXTERNAL DIM.: 400x160x100 mm h

INTERNAL DIM.: 358x136x89 mm h

WEIGHT G.: 516

COLOUR BLACK



ITEM NO. F PK 3552 00 07

MULTIBOX BOX

EXTERNAL DIM.: 500x160x100 mm h

INTERNAL DIM.: 457x136x89 mm h

WEIGHT G.: 648

COLOUR BLACK



ITEM NO. F PK 5052 00 07

MULTIBOX BOX

EXTERNAL DIM.: 650x160x100 mm h

INTERNAL DIM.: 613x136x88 mm h

WEIGHT G.: 816

COLOUR BLACK



CONDUCTIVE FLOORING MAT



ITEM NO.

DIM. MM

DESCRIPTION

F PX 1542 00 07

800x400x25 h

mat

F PX 0242 00 07

400x120x25 h

edge strip

F PX 0742 00 07

120x120x25 h


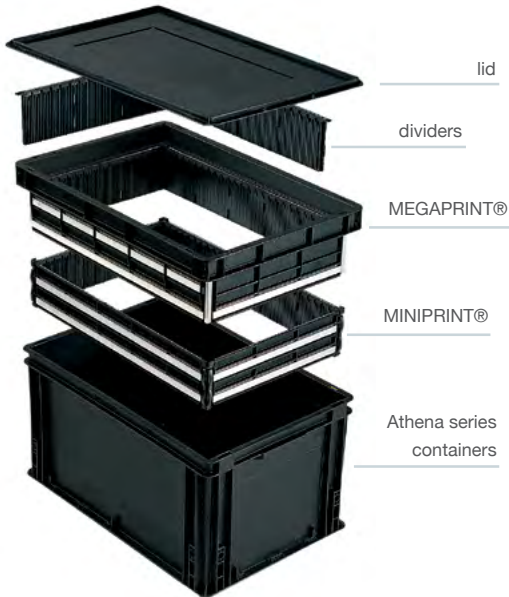
corner piece

COLOUR BLACK



P.C.B. HANDLING FRAME SYSTEM (MEGAPRINT® – MINIPRINT®)

A complete range of conductive products has been designed and produced by FAMI, in order to satisfy in a safe and logical manner all the problems of the electronics industry. Simplistic and modular designs characterise the FAMI products in this field, with actual solutions for the productions, storage, transportation, repair or maintenance of P.C.B.'s and various electronic components. For the manufacture of products, FAMI utilize conductive materials of top quality, which offers an ideal and total protection from electrostatic charges or mechanical damage. The FAMI card systems have been found to be ideal used in the sectors of electro/mechanical, electronics, mines as well as in the manufacturing of explosives.




CARD CARRYING SYSTEM

The card carrying frames make up an integral part of the FAMI P.C.B. carrying systems, and are used in the production, storage and transportation of P.C.B.'s. They are formed essentially of two lateral walls and a central fixed wall between them and aluminium guides. These frames can be used either inserted in the containers or as a totally independant system. Apart from the standardized container insertion dimensions, the system is flexible and permits variable measurements depending upon the length of the guides. The frame can be used in a vertical, horizontal or flat position, and they can be stacked providing they are of equal dimensions. Also if the frame is compatible, the precision of the solution is such as to permit the use in either manual or robotic application.

PAIR OF ALLUMINIUM GUIDES

ITEM NO.	DIM. MM
F PV 9110 00 00	152x53
F PV 9120 00 00	252x53
F PV 9140 00 00	352x53
F PV 9160 00 00	552x53



FRAME COMPLETE WITH FASTENERS



ITEM NO. **F PV 6452 00 07**

Side frames

ITEM NO. **F PV 6852 00 07**

Central frames

ITEM NO. **F PV 6252 00 07**

Side frames

ITEM NO.	DIM. MM	number	width mm	depth mm	pitch mm
F PV 6452 00 07	350x30x190	22	2,5	3,0	15,3
F PV 6852 00 07	350x35x190	22+22	2,5	3,0	15,3
F PV 6252 00 07	250x30x95	15	2,5	3,0	15,3

CARD CARRYING SYSTEM




frame in a horizontal position



frame in a vertical position

ITEM NO.	Overall dim. mm	P.C.B. capacity maximum mm	P.C.B. slot	Fits into container	Utilized standard Fami	
					P.C.B. card	guide rails
F PV 9110 01 00	250x150x95	135x105	15	F PA 2545 A0 07	2x F PV 6252 00 07	1x F PV 9110 00 00 150 mm
F PV 9140 01 00	250x350x95	335x150	15	F PA 4052 A0 07 F PA 4452 A0 07	2x F PV 6252 00 07	1x F PV 9140 00 00 350 mm
F PV 9120 01 00	350x250x190	235x300	21	F PA 4852 A0 07 F PA 5252 A0 07	2x F PV 6452 00 07	1x F PV 9120 00 00 250 mm
F PV 9160 01 00	350x550x190	535x400	21	F PA 6852 A0 07 F PA 7652 A0 07 F PA 8052 A0 07	2x F PV 6452 00 07	1x F PV 9160 00 00 550 mm
F PV 9120 02 00	350x250x190	95x300	42	F PA 4852 A0 07 F PA 5252 A0 07	2x F PV 6452 00 07 1x F PV 6852 00 07	1x F PV 9120 00 00 250 mm
F PV 9160 02 00	350x550x190	254x400	42	F PB 6852 A0 07 F PA 7652 A0 07 F PA 8052 B0 07	2x F PV 6452 00 07 1x F PV 6852 00 07	1x F PV 9160 00 00 550 mm



The card carrying frames used in conjunction with Athena conductive containers, 600x400 and 400x300 mm.



F85

The logo consists of the text 'F85' in a bold, white, sans-serif font. Below the text is a horizontal bar divided into three equal segments of color: green on the left, white in the middle, and red on the right, representing the Italian flag.

made in italy

F85
FAST

fami[®]
Storage Systems

made in italy



DELIVERY FROM STOCK

Fami has selected a series of products, identified by the “D code”, to be constantly available from stock to cover our customers’ urgent requirements. We have selected a wide range of articles: cabinets, workbenches, shelves, trolleys, drawer units, boxes and plastic containers.

As well as the usual quality and reliability of the products, Fami offers a rapid forwarding service throughout Italy, with very short delivery times of five to ten working days.

A quick look at the catalogue in the FAST section will reveal the many standard products available, bearing in mind that these terms are only available for the colour, model and composition shown.





DRAWER CABINETS

F6 - F9

MOBILE WORKSTATIONS

F10

SLIDING DOOR CABINETS

F11 - F12

LEAF DOOR CABINETS

F13 - F17

COMPUTER CABINETS

F18 - F19

LOCKERS

F20 - F21

WORKSTATIONS

F22 - F29

TOOL HOLDER SYSTEM

F30 - F31

STORAGE AND STACKING CONTAINERS

F32 - F40

SHELVING SYSTEMS FOR CONTAINERS

F41

PRACTIBOX

F42 - F44

COLLECTING TRAYS AND BARREL RACKS


F45

TROLLEYS

F46

SHELVING SYSTEMS

F47



ITEM NO. D 93065 04

CABINET with 9 full extension drawers
DIMENSIONS: 717x600x1000 mm h
DRAWERS LOAD CAPACITY: 70 kg
 T = full extension 100%
CENTRAL LOCK. COLOUR BLUE RAL 5012



ITEM NO. D 93001 04

CABINET with 7 full extension drawers
DIMENSIONS: 717x600x1000 mm h
DRAWERS LOAD CAPACITY: 70 kg
 T = full extension 100%
CENTRAL LOCK. COLOUR BLUE RAL 5012



ITEM NO. D 93065 08

CABINET with 9 full extension drawers
DIMENSIONS: 717x600x1000 mm h
DRAWERS LOAD CAPACITY: 70 kg
 T = full extension 100%
CENTRAL LOCK. COLOUR GREY RAL 7035



ITEM NO. D 93001 08

CABINET with 7 full extension drawers
DIMENSIONS: 717x600x1000 mm h
DRAWERS LOAD CAPACITY: 70 kg
 T = full extension 100%
CENTRAL LOCK. COLOUR GREY RAL 7035



X 9

ITEM NO. D 93066 00


PARTITIONING SET for 9 drawers:
 2 slotted partitions for each drawer
 3 plain partitions for each drawer
DIM.: 36x27 Eh



X 6

ITEM NO. D 93007 00

PARTITIONING SET for 6 drawers:
 2 slotted partitions for each drawer
 3 plain partitions for each drawer
DIM.: 36x27 Eh



ITEM NO. D 93006 07

TOP
 with 4 edges and oil-resistant rubber mat
DIM.: 717x600x22 mm h. **COLOUR BLACK**




ITEM NO. D 93028 04

CABINET with 7 full extension drawers
DIMENSIONS: 1023x600x1000 mm h
DRAWERS LOAD CAPACITY: 50 kg
T = full extension 100%
CENTRAL LOCK. COLOUR BLUE RAL 5012



ITEM NO. D 93029 00

PARTITIONING SET for 6 drawers:
4 slotted partitions for each drawer
4 plain partitions for each drawer
DIM.: 54x27 Eh



ITEM NO. D 93299 07

TOP with 3 edges and oil-resistant rubber mat
DIMENSIONS: 1023x600x20 mm h
COLOUR BLACK

ITEM NO. F DL 1070 54 FN

PARTITIONING MATERIAL EXCLUDED
EXAMPLE OF COMPOSITION NOT AVAILABLE FROM STOCK





ITEM NO. D 93020 04

CABINET with 7 normal extension drawers
DIMENSIONS: 717x726x1000 mm h
DRAWERS LOAD CAPACITY: 80/100 kg
 S= normal extension 87%
CENTRAL LOCK. COLOUR BLUE RAL 5012



ITEM NO. D 93367 08

CABINET with 7 normal extension drawers
DIMENSIONS: 717x726x1000 mm h
DRAWERS LOAD CAPACITY: 80/100 kg
 S= normal extension 87%
CENTRAL LOCK. COLOUR GREY RAL 7035



ITEM NO. D 93301 04

CABINET with 7 telescopic full extension drawers
DIMENSIONS: 717x726x1000 mm h
DRAWERS LOAD CAPACITY: 200 kg
 TT= telescopic full extension 100%
CENTRAL LOCK. COLOUR BLUE RAL 5012



ITEM NO. F AG 2040 S2 56


PARTITIONING MATERIAL EXCLUDED
EXAMPLE OF COMPOSITION NOT AVAILABLE FROM STOCK



X 6


ITEM NO. D 93026 00

PARTITIONING SET for 6 drawers:
 2 slotted partitions for each drawer
 3 plain partitions for each drawer
DIM.: 36x36 Eh




ITEM NO. D 93027 07

TOP
 with 3 edges and oil-resistant rubber mat
DIM.: 717x726x20 mm h. **COLOUR BLACK**



ITEM NO. D 93082 04

CABINET with 9 telescopic full extension drawers
DIMENSIONS: 717x726x1000 mm h
DRAWERS LOAD CAPACITY: 200 kg
 TT= telescopic full extension 100%
CENTRAL LOCK. COLOUR BLUE RAL 5012



ITEM NO. D 93018 04

CABINET with 9 normal extension drawers
DIMENSIONS: 717x726x1000 mm h
DRAWERS LOAD CAPACITY: 100 kg
 S= normal extension 87%
CENTRAL LOCK. COLOUR BLUE RAL 5012



ITEM NO. D 93082 08

CABINET with 9 telescopic full extension drawers
DIMENSIONS: 717x726x1000 mm h
DRAWERS LOAD CAPACITY: 200 kg
 TT= telescopic full extension 100%
CENTRAL LOCK. COLOUR GREY RAL 7035




ITEM NO. D 93018 08

CABINET with 9 normal extension drawers
DIMENSIONS: 717x726x1000 mm h
DRAWERS LOAD CAPACITY: 100 kg
 S= normal extension 87%
CENTRAL LOCK. COLOUR GREY RAL 7035



ITEM NO. D 93024 00

PARTITIONING SET for 9 drawers:
 2 slotted partitions for each drawer
 3 plain partitions for each drawer
DIM.: 36x36 Eh



ITEM NO. D 93027 07

TOP
 with 3 edges and oil-resistant rubber mat
DIM.: 717x726x20 mm h. **COLOUR BLACK**



ITEM NO. D 93003 04

CABINET WITH WHEELS with 5 full extension drawers.

Standard rubber swivel wheels Ø 100 mm.

DIMENSIONS: 794x600x852 mm h

CABINET LOAD CAPACITY: 100 kg

T= full extension 100%

CENTRAL LOCK. COLOUR BLUE RAL 5012



ITEM NO. D 93096 04

MOBILE WORKSTATION with 4 full extension drawers, 2 height adjustable 4 edged trays, standard rubber swivel wheels Ø 150 mm, 1 lock with anti-tilt rod

DIMENSIONS: 1072x600x910 mm h

MULTIPLEX WORKTOP DIM.: 995x600x25 h

WORKSTATION LOAD CAPACITY: 250 kg

DRAWER LOAD CAPACITY: 70 kg

T= full extension 100%.

VR= height adjustable 4 edged tray

COLOUR BLUE RAL 5012



ITEM NO. D 93005 04

MOBILE WORKSTATION with 5 full extension drawers, 2 height adjustable shelves, standard rubber swivel wheels Ø 150 mm, 1 lock with anti-tilt rod

DIMENSIONS: 1227x600x910 mm h

MULTIPLEX WORKTOP DIM.: 1150x600x25 h

WORKSTATION LOAD CAPACITY: 250 kg

DRAWER LOAD CAPACITY: 70 kg

T= full extension 100%. PR= height adjustable shelf

COLOUR BLUE RAL 5012



X 2

ITEM NO. D 93071 00

PARTITIONING SET for 2 drawers:

2 slotted partitions for each drawer

3 plain parts for each drawer

DIM.: 27x27 Eh



X 4

ITEM NO. D 93009 00

PARTITIONING SET for 4 drawers:

2 slotted partitions for each drawer

3 plain parts for each drawer

DIM.: 36x27 Eh



ITEM NO. D 93092 04

SLIDING DOOR CABINET

with 1 shelf depth 500 mm (100 kg)

DIMENSIONS: 1500x600x1000 mm h

COLOUR BLUE RAL 5012



ITEM NO. D 93092 08

SLIDING DOOR CABINET

with 1 shelf depth 500 mm (100 kg)

DIMENSIONS: 1500x600x1000 mm h

COLOUR GREY RAL 7035


ITEM NO. D 93094 07

TOP

with 3 edges and oil-resistant rubber mat

DIMENSIONS: 1500x600x20 mm h

COLOUR BLACK



FAST

SLIDING DOOR CABINETS L = 1500 mm - D = 600 / 450 mm



ITEM NO. D 93045 04

SLIDING DOOR CABINET

with 4 shelves depth 500 mm (100 kg)

DIMENSIONS: 1500x600x2000 mm h

CABINET LOAD CAPACITY: 800 kg

COLOUR BLUE RAL 5012



ITEM NO. D 93044 04

SLIDING DOOR CABINET

with 4 shelves depth 370 mm (100 kg)

DIMENSIONS: 1500x450x2000 mm h

CABINET LOAD CAPACITY: 800 kg

COLOUR BLUE RAL 5012



ITEM NO. D 93045 08

SLIDING DOOR CABINET

with 4 shelves depth 500 mm (100 kg)

DIMENSIONS: 1500x600x2000 mm h

CABINET LOAD CAPACITY: 800 kg

COLOUR GREY RAL 7035



ITEM NO. D 93044 08

SLIDING DOOR CABINET

with 4 shelves depth 370 mm (100 kg)

DIMENSIONS: 1500x450x2000 mm h

CABINET LOAD CAPACITY: 800 kg

COLOUR GREY RAL 7035



ITEM NO. D 93338 04

LEAF DOOR CABINET

with 1 shelf depth 500 mm (100 kg) and 1 normal extension drawer (50 kg)

DIMENSIONS: 512x555x1000 mm h

CABINET LOAD CAPACITY: 250 kg

COLOUR BLUE RAL 5012



ITEM NO. D 93340 04

LEAF DOOR CABINET

with 1 shelf depth 500 mm (100 kg) and 1 normal extension drawer (50 kg)

DIMENSIONS: 1023x555x1000 mm h

CABINET LOAD CAPACITY: 600 kg

COLOUR BLUE RAL 5012



ITEM NO. D 93339 04

LEAF DOOR CABINET

with 2 shelves depth 500 mm (100 kg)

DIMENSIONS: 512x555x1000 mm h

CABINET LOAD CAPACITY: 250 kg

COLOUR BLUE RAL 5012



ITEM NO. D 93086 04


LEAF DOOR CABINET

with 2 shelves depth 500 mm (100 kg)

DIMENSIONS: 1023x555x1000 mm h

CABINET LOAD CAPACITY: 600 kg

COLOUR BLUE RAL 5012




ITEM NO. D 93085 07

TOP with 3 edges

and oil-resistant rubber mat

DIMENSIONS: 512x555x20 mm h

COLOUR BLACK



ITEM NO. D 93088 07

TOP with 3 edges

and oil-resistant rubber mat

DIMENSIONS: 1023x555x20 mm h

COLOUR BLACK

FAST

LEAF DOOR CABINETS L = 1023 mm - D = 555 mm



ITEM NO. D 93038 08

LEAF DOOR CABINET

with 4 shelves depth 500 mm (100 kg)

DIMENSIONS: 1023x555x2000 mm h

CABINET LOAD CAPACITY: 800 kg

COLOUR GREY RAL 7035



ITEM NO. D 93038 04

LEAF DOOR CABINET

with 4 shelves depth 500 mm (100 kg)

DIMENSIONS: 1023x555x2000 mm h

CABINET LOAD CAPACITY: 800 kg

COLOUR BLUE RAL 5012



ITEM NO. D 93040 04

LEAF DOOR CABINET

with 4 shelves depth 500 mm (100 kg),

1 normal extension drawer (50 kg)

DIMENSIONS: 1023x555x2000 mm h

CABINET LOAD CAPACITY: 800 kg

COLOUR BLUE RAL 5012



ITEM NO. D 93039 04

LEAF DOOR CABINET

with 4 shelves depth 500 mm (100 kg),

3 normal extension drawers (50 kg)

DIMENSIONS: 1023x555x2000 mm h

CABINET LOAD CAPACITY: 800 kg

COLOUR BLUE RAL 5012



ITEM NO. D 93089 04

LEAF DOOR CABINET

with 4 shelves depth 500 mm (100 kg)

DIMENSIONS: 1023x555x2000 mm h

CABINET LOAD CAPACITY: 800 kg

COLOUR BLUE RAL 5012

3 mm THICKNESS POLYCARBONATE DOORS



ITEM NO. D 93037 04

LEAF DOOR CABINET

door with perforated panels, 4 shelves depth 250 mm (25 kg), 3 shelves depth 345 mm (50 kg), 1 shelf depth 500 mm (100 kg), 16 container rails, 3 normal extension drawers, 40 size 1 blue containers, 44 size 2 grey containers, 16 size 3A2 blue containers.

DIMENSIONS: 1023x555x2000 mm h

CABINET LOAD CAPACITY: 800 kg

COLOUR BLUE RAL 5012





ITEM NO. D 93336 30

SAFETY CABINET for paints and solvents
with 4 perforated adjustable shelves (100 kg) + 1 bottom
collecting tray
DIMENSIONS: 1039x555x2008 mm h
CABINET LOAD CAPACITY: 800 kg
COLLECTING TRAY CAPACITY: 47 litres
HANDLE WITH LOCK - COLOUR YELLOW RAL 1004



CONFORMS WITH
DPR 290/01

ITEM NO. D 93955 02

SAFETY CABINET for pesticides and fertilizers
with 4 perforated adjustable shelves (100 kg) + 1 bottom
collecting tray
DIMENSIONS: 1039x555x2008 mm h
CABINET LOAD CAPACITY: 800 kg
COLLECTING TRAY CAPACITY: 47 litres
HANDLE WITH LOCK - COLOUR GREEN RAL 6011



ITEM NO. D 93337 30

SAFETY CABINET for paints and solvents
with 2 perforated adjustable shelves (100 kg) + 1 bottom col-
lecting tray
DIMENSIONS: 1039x555x1008 mm h
CABINET LOAD CAPACITY: 600 kg
COLLECTING TRAY CAPACITY: 47 litres
HANDLE WITH LOCK - COLOUR YELLOW RAL 1004



CONFORMS WITH
DPR 290/01

ITEM NO. D 93956 02

SAFETY CABINET for pesticides and fertilizers
with 2 perforated adjustable shelves (100 kg) + 1 bottom collecting tray
DIMENSIONS: 1039x555x1008 mm h
CABINET LOAD CAPACITY: 600 kg
COLLECTING TRAY CAPACITY: 47 litres
HANDLE WITH LOCK - COLOUR GREEN RAL 6011



ITEM NO. D 93957 2Y

SAFETY CABINET

with 4 adjustable shelves (100 kg) and crash safe door

DIMENSIONS: 1023x555x2000 mm h

CABINET LOAD CAPACITY: 800 kg

HANDLE WITH LOCK - COLOUR RED RAL 3020



IF THE CABINET IS WITH DRAWERS IT MUST BE FIXED TO THE FLOOR OR TO THE WALL
ALL INDICATED LOADS ARE NET AND REFER TO EVENLY DISTRIBUTED WEIGHTS



ITEM NO. D 93064 04

COMPUTER CABINETS

with 2 adjustable shelves, 1 retractable keyboard shelf, socket with 5 Schuko plugs and circuit breaker

DIMENSIONS: 717x635x1560 mm h

CENTRAL LOCK

COLOUR BLUE RAL 5012



ITEM NO. D 93064 08

COMPUTER CABINETS

with 2 adjustable shelves, 1 retractable keyboard shelf, socket with 5 Schuko plugs and circuit breaker

DIMENSIONS: 717x635x1560 mm h

CENTRAL LOCK

COLOUR GREY RAL 7035



ITEM NO. D 93370 01

ADJUSTABLE SHELF

USABLE DIMENSIONS: 685x510 mm h

OVERALL DIMENSIONS: 690x595x35 mm h

LOAD CAPACITY: 100 kg

COLOUR GREY RAL 7000



ITEM NO. D 93109 00

SET OF 4 WHEELS

2 nylon swivel wheels with brakes and 2 nylon fixed wheels Ø 100 mm



ITEM NO. D 93107 07

STEEL HANDLE WITH SUPPORTS

COLOUR BLACK



ITEM NO. D 93108 07

PAIR OF PLINTHS 200 MM H



Height allows for a large server computer



Adjust the external length of the power cable by unscrewing the relative cable holder. The dual protection power cable is 3 metres long.




The electrical system (protected by IP 30) of each computer cabinet is supplied with a 230V 10A circuit breaker and tested with a special tester according to the CEI EN 60204-1, with the following tests:

- continuity of the earth circuit
- applied voltage
- insulation resistance



The retractable keyboard shelf can be locked in two different positions and it is generously sized to allow for work accessories and make it more comfortable to use the keyboard. 1 mouse pad, 2 floor brackets, 12 plastic caps and 2 levelling devices are supplied standard with the cabinet.



FAST

LOCKERS D = 500 mm



ITEM NO. D 93344 08

LOCKER

with 1 compartment. CYLINDER LOCK.

DIMENSIONS: 316x500x1950 mm h

THE PLASTIC LEGS ARE SUPPLIED UNASSEMBLED. COLOUR GREY RAL 7035



Locker with adjustable shelf for helmet



ITEM NO. D 93345 08

LOCKER

with 2 compartments. CYLINDER LOCK.

DIMENSIONS: 610x500x1950 mm h

THE PLASTIC LEGS ARE SUPPLIED UNASSEMBLED. COLOUR GREY RAL 7035



Locker with adjustable shelf for helmet



ITEM NO. D 93346 08

LOCKER

with 3 compartments. CYLINDER LOCK.

DIMENSIONS: 900x500x1950 mm h

THE PLASTIC LEGS ARE SUPPLIED UNASSEMBLED. COLOUR GREY RAL 7035



Locker with adjustable shelf for helmet



ITEM NO. D 93347 08

LOCKER

with 4 compartments. CYLINDER LOCK.

DIMENSIONS: 1195x500x1950 mm h

THE PLASTIC LEGS ARE SUPPLIED UNASSEMBLED. COLOUR GREY RAL 7035



Locker with adjustable shelf for helmet





ITEM NO. D 93341 08

LOCKER

with 1 compartment for dirty/clean.
CYLINDER LOCK.

DIMENSIONS: 413x500x1950 mm h
THE PLASTIC LEGS ARE SUPPLIED UNASSEMBLED. COLOUR GREY RAL 7035



Locker with adjustable shelf for helmet



ITEM NO. D 93342 08

LOCKER

with 2 compartments for dirty/clean.
CYLINDER LOCK.

DIMENSIONS: 805x500x1950 mm h
THE PLASTIC LEGS ARE SUPPLIED UNASSEMBLED. COLOUR GREY RAL 7035



Locker with adjustable shelf for helmet



ITEM NO. D 93343 08


LOCKER

with 3 compartments for dirty/clean.
CYLINDER LOCK.

DIMENSIONS: 1195x500x1950 mm h
THE PLASTIC LEGS ARE SUPPLIED UNASSEMBLED. COLOUR GREY RAL 7035



Locker with adjustable shelf for helmet



ITEM NO. D 93409 08

BENCH


DIMENSIONS: 2000x360x385 mm h
COLOUR GREY RAL 7000



ITEM NO. D 93410 08

BENCH

DIMENSIONS: 1495x360x385 mm h
COLOUR GREY RAL 7000



ITEM NO. D 93411 08

BENCH

DIMENSIONS: 1000x360x385 mm h
COLOUR GREY RAL 7000

ITEM NO. D 93359 04

STEEL WORKSTATION

DIM.: 1031x705x855 mm h
LOAD CAPACITY: 1000 kg
SUPPLIED ASSEMBLED
COLOUR BLUE RAL 5012



LOAD CAPACITY 1000 KG
TOP THICKNESS 3 MM



ITEM NO. D 93360 04

STEEL WORKSTATION

DIMENSIONS: 1507x705x855 mm h
LOAD CAPACITY: 1000 kg
SUPPLIED ASSEMBLED
COLOUR BLUE RAL 5012



ITEM NO. D 93327 04

STEEL WORKSTATION

DIMENSIONS: 2007x705x855 mm h
LOAD CAPACITY: 1000 kg
SUPPLIED ASSEMBLED
COLOUR BLUE RAL 5012



ITEM NO. D 93361 04

CABINET with 3 drawers
for steel workstations

DIMENSIONS: 500x607x570 mm h
COLOUR BLUE RAL 5012



ITEM NO. D 93362 04

CABINET with 1 drawer and 1 door
for steel workstations

DIMENSIONS: 500x607x570 mm h
COLOUR BLUE RAL 5012



ITEM NO. D 93330 04

CABINET with 1 drawer
for steel workstations

DIMENSIONS: 500x607x210 mm h
COLOUR BLUE RAL 5012

ITEM NO. D 93359 08

STEEL WORKSTATION

DIM.: 1031x705x855 mm h
LOAD CAPACITY: 1000 kg
SUPPLIED ASSEMBLED
COLOUR GREY RAL 7035



LOAD CAPACITY 1000 KG
TOP THICKNESS 3 MM



ITEM NO. D 93360 08

STEEL WORKSTATION

DIMENSIONS: 1507x705x855 mm h
LOAD CAPACITY: 1000 kg
SUPPLIED ASSEMBLED
COLOUR GREY RAL 7035



ITEM NO. D 93327 08

STEEL WORKSTATION

DIMENSIONS: 2007x705x855 mm h
LOAD CAPACITY: 1000 kg
SUPPLIED ASSEMBLED
COLOUR GREY RAL 7035



ITEM NO. D 93361 08

CABINET with 3 drawers
for steel workstations

DIMENSIONS: 500x607x570 mm h
COLOUR GREY RAL 7035



ITEM NO. D 93362 08

CABINET with 1 drawer and 1 door
for steel workstations

DIMENSIONS: 500x607x570 mm h
COLOUR GREY RAL 7035



ITEM NO. D 93330 08

CABINET with 1 drawer
for steel workstations

DIMENSIONS: 500x607x210 mm h
COLOUR GREY RAL 7035

ITEM NO. D 93348 04

STEEL WORKSTATION with wood worktop

DIM.: 1024x750x880 mm h
LOAD CAPACITY: 1000 kg
SUPPLIED ASSEMBLED
COLOUR BLUE RAL 5012




LOAD CAPACITY 1000 KG
MULTIPLEX TOP THICKNESS
30 MM



ITEM NO. D 93328 04

STEEL WORKSTATION

DIMENSIONS: 1500x750x880 mm h
LOAD CAPACITY: 1000 kg
SUPPLIED ASSEMBLED
COLOUR BLUE RAL 5012



ITEM NO. D 93329 04

STEEL WORKSTATION

DIMENSIONS: 2000x750x880 mm h
LOAD CAPACITY: 1000 kg
SUPPLIED ASSEMBLED
COLOUR BLUE RAL 5012



ITEM NO. D 93361 04

CABINET with 3 drawers
for steel workstations

DIMENSIONS: 500x607x570 mm h
COLOUR BLUE RAL 5012



ITEM NO. D 93362 04

CABINET with 1 drawer and 1 door
for steel workstations

DIMENSIONS: 500x607x570 mm h
COLOUR BLUE RAL 5012



ITEM NO. D 93330 04

CABINET with 1 drawer
for steel workstations

DIMENSIONS: 500x607x210 mm h
COLOUR BLUE RAL 5012

ITEM NO. D 93348 08

STEEL WORKSTATION

DIM.: 1024x750x880 mm h
LOAD CAPACITY: 1000 kg
SUPPLIED ASSEMBLED
COLOUR GREY RAL 7035



LOAD CAPACITY 1000 KG
MULTIPLEX TOP THICKNESS
30 MM



ITEM NO. D 93328 08

STEEL WORKSTATION

DIMENSIONS: 1500x750x880 mm h
LOAD CAPACITY: 1000 kg
SUPPLIED ASSEMBLED
COLOUR GREY RAL 7035



ITEM NO. D 93329 08

STEEL WORKSTATION

DIMENSIONS: 2000x750x880 mm h
LOAD CAPACITY: 1000 kg
SUPPLIED ASSEMBLED
COLOUR GREY RAL 7035



ITEM NO. D 93361 08

CABINET with 3 drawers
for steel workstations

DIMENSIONS: 500x607x570 mm h
COLOUR GREY RAL 7035



ITEM NO. D 93362 08

CABINET with 1 drawer and 1 door
for steel workstations

DIMENSIONS: 500x607x570 mm h
COLOUR GREY RAL 7035




ITEM NO. D 93330 08

CABINET with 1 drawer
for steel workstations

DIMENSIONS: 500x607x210 mm h
COLOUR GREY RAL 7035

PERFORATED PANELS WITH WALL FIXING SET



ITEM NO.	DIM. MM
D 93349 04	1000x850 h
D 93350 04	1500x850 h
D 93351 04	2000x850 h


COLOUR BLUE RAL 5012



ITEM NO.	DIM. MM
D 93349 08	1000x850 h
D 93350 08	1500x850 h
D 93351 08	2000x850 h

COLOUR GREY RAL 7035

SHELF FOR PERFORATED PANELS



ITEM NO.	DIM. MM
D 93352 04	1000x140 h
D 93353 04	1500x140 h
D 93354 04	2000x140 h



COLOUR BLUE RAL 5012



ITEM NO.	DIM. MM
D 93352 08	1000x140 h
D 93353 08	1500x140 h
D 93354 08	2000x140 h

COLOUR GREY RAL 7035

HOOKS FOR PERFORATED PANELS



ITEM NO.	REFERENCE	LENGTH MM	BATCH OF
D 93355 99	A	-	10 PCS.
D 93356 99	B	50	10 PCS.
D 93357 99	C	100	10 PCS.
D 93358 99	D	150	10 PCS.

COLOUR GALVANIZED





ITEM NO. D 93372 04

WORKSTATION

with Multiplex worktop

DIMENSIONS: 1500x750x840 mm h

LOAD CAPACITY: 800 kg

SUPPLIED UNASSEMBLED

COLOUR BLUE RAL 5012

ITEM NO. D 93373 04

WORKSTATION

with Multiplex worktop

DIMENSIONS: 2000x750x840 mm h

LOAD CAPACITY: 500 kg

SUPPLIED UNASSEMBLED

COLOUR BLUE RAL 5012



50-S
100-S
150-S

ITEM NO. D 93376 04

WORKSTATION

with Multiplex worktop and 3 drawers

DIMENSIONS: 1500x750x840 mm h

LOAD CAPACITY: 800 kg

S = normal extension 87%

SUPPLIED UNASSEMBLED

COLOUR BLUE RAL 5012

ITEM NO. D 93377 04

WORKSTATION

with Multiplex worktop and 3 drawers

DIMENSIONS: 2000x750x840 mm h

LOAD CAPACITY: 500 kg

S = normal extension 87%

SUPPLIED UNASSEMBLED

COLOUR BLUE RAL 5012



100-S

ITEM NO. D 93374 04

WORKSTATION

with Multiplex worktop and 1 drawer

DIMENSIONS: 1500x750x840 mm h

LOAD CAPACITY: 800 kg

S = normal extension 87%

SUPPLIED UNASSEMBLED

COLOUR BLUE RAL 5012

ITEM NO. D 93375 04

WORKSTATION

with Multiplex worktop and 1 drawer

DIMENSIONS: 2000x750x840 mm h

LOAD CAPACITY: 500 kg

S = normal extension 87%

SUPPLIED UNASSEMBLED

COLOUR BLUE RAL 5012



100-S
100-S
200-S
300-S

ITEM NO. D 93378 04

WORKSTATION

with Multiplex worktop and 4 drawers

DIMENSIONS: 1500x750x840 mm h

LOAD CAPACITY: 1500 kg

S = normal extension 87%

SUPPLIED UNASSEMBLED

COLOUR BLUE RAL 5012

ITEM NO. D 93379 04

WORKSTATION

with Multiplex worktop and 4 drawers

DIMENSIONS: 2000x750x840 mm h

LOAD CAPACITY: 800 kg

S = normal extension 87%

SUPPLIED UNASSEMBLED

COLOUR BLUE RAL 5012

ITEM NO. D 93368 04

MOBILE WORKSTATION

with 4 standard rubber wheels Ø 125 mm.

DIMENSIONS: 1300x750x840 mm h

WORKSTATION LOAD CAPACITY: 240 kg

COLOUR BLUE RAL 5012





ITEM NO. D 93112 04


LEAF DOOR CABINET

with 4 height adjustable and tilting frames

DIMENSIONS: 1023x555x2000 mm h

TOOLS HOLDERS EXCLUDED.

COLOUR BLUE RAL 5012



Frames are height adjustable and can be assembled horizontally or angled.



TOOL HOLDERS TYPE	MAX QUANTITY OF TOOL HOLDERS PER CABINET
ISO 30 / VDI 30	120
ISO 40 / VDI 40	120
ISO 45	120
ISO 50	100
VDI 50	112
VDI 60	96
MORSE TAPER 2/3/4/5	120
HSK A32-B40	120
HSK A40-B50	120
HSK A50-B63	120
HSK A63-B80	120
HSK A80-B100	96
HSK A100-B125	96
CAPTO C4 / C5 / C6	120

ITEM NO. TOOL HOLDERS	PACKAGE Q.TY	FOR TOOL HOLDERS TYPE
D 93115 03	10	ISO 30
D 93116 03	10	ISO 40
D 93117 03	10	ISO 45
D 93118 03	10	ISO 50
D 93119 03	24	VDI 30
D 93120 03	24	VDI 40
D 93121 03	16	VDI 50
D 93122 03	16	VDI 60
D 93123 03	4	MORSE TAPER 2
D 93124 03	4	MORSE TAPER 3
D 93125 03	4	MORSE TAPER 4
D 93126 03	4	MORSE TAPER 5
D 93127 03	10	HSK A32-B40
D 93128 03	10	HSK A40-B50
D 93129 03	10	HSK A50-B63
D 93130 03	10	HSK A63-B80
D 93131 03	10	HSK A80-B100
D 93132 03	10	HSK A100-B125
D 93133 03	10	CAPTO C4
D 93134 03	10	CAPTO C5
D 93135 03	10	CAPTO C6



ITEM NO. D 93114 04

TOOL STAND
DIMENSIONS: 565x450x350 mm h
EXCLUDING TOOL HOLDERS
COLOUR BLUE RAL 5012



ITEM NO. D 93113 51

TOOL TROLLEY
 with 3 tool holders frames including supports.
DIMENSIONS: 1064x512x890 mm h
TROLLEY LOAD CAPACITY: 500 kg
EXCLUDING TOOL HOLDERS
COLOUR BLUE RAL 5012

TOOL HOLDERS
TYPE

MAX QUANTITY OF TOOL
HOLDERS PER TOOL
STAND

ISO 30 / VDI 30	24
ISO 40	24
ISO 45 / VDI 45	18
ISO 50	15
VDI 50	18
VDI 60	15
MORSE TAPER 2/3/4	24
MORSE TAPER 5	18
HSK A32-B40	24
HSK A40-B50	24
HSK A50-B63	18
HSK A63-B80	18
HSK A80-B100	12
HSK A100-B125	12
CAPTO C4 / C5 / C6	18

TOOL HOLDERS
TYPE

MAX QUANTITY OF
TOOL HOLDERS PER
TROLLEY

ISO 30 / VDI 30	38
ISO 40	38
ISO 45 / VDI 45	28
ISO 50	25
VDI 50	28
VDI 60	25
MORSE TAPER 2/3/4	38
MORSE TAPER 5	30
HSK A32-B40	48
HSK A40-B50	48
HSK A50-B63	30
HSK A63-B80	30
HSK A80-B100	20
HSK A100-B125	20
CAPTO C4 / C5 / C6	30

400X300 MM



ITEM NO. D 93210 01

ECOGREEN BOX

Polypropylene stacking container size 4312.

DIMENSIONS: 400x300x120 mm h
BATCH OF 10 PCS. COLOUR GREY



ITEM NO. D 93211 01

ECOGREEN BOX

Polypropylene stacking container size 4317.

DIMENSIONS: 400x300x170 mm h
BATCH OF 10 PCS. COLOUR GREY



ITEM NO. D 93393 01

ECOGREEN BOX

Polypropylene stacking container size 4322.

DIMENSIONS: 400x300x220 mm h
BATCH OF 10 PCS. COLOUR GREY



ITEM NO. D 93394 01

ECOGREEN BOX

Polypropylene stacking container size 4332.

DIMENSIONS: 400x300x325 mm h
BATCH OF 10 PCS. COLOUR GREY



ITEM NO. D 93216 01

ECOGREEN LID

Polypropylene stacking container size 4300.

DIMENSIONS: 400x300 mm
BATCH OF 10 PCS. COLOUR GREY

600X400 MM



ITEM NO. D 93212 01

ECOGREEN BOX

Polypropylene stacking container size 6412.

DIMENSIONS: 600x400x120 mm h
BATCH OF 10 PCS. COLOUR GREY



ITEM NO. D 93395 01

ECOGREEN BOX

Polypropylene stacking container size 6417.

DIMENSIONS: 600x400x170 mm h
BATCH OF 10 PCS. COLOUR GREY



ITEM NO. D 93396 01

ECOGREEN BOX

Polypropylene stacking container size 6422.

DIMENSIONS: 600x400x220 mm h
BATCH OF 10 PCS. COLOUR GREY



ITEM NO. D 93397 01

ECOGREEN BOX

Polypropylene stacking container size 6432.

DIMENSIONS: 600x400x325 mm h
BATCH OF 10 PCS. COLOUR GREY



ITEM NO. D 93215 01

ECOGREEN LID

Polypropylene stacking container size 6400.

DIMENSIONS: 600x400 mm
BATCH OF 10 PCS. COLOUR GREY

400X300 MM



ITEM NO. D 93210 07

ECOGREEN BOX

Polypropylene stacking container size 4312.

DIMENSIONS: 400x300x120 mm h

BATCH OF 10 PCS. COLOUR BLACK



ITEM NO. D 93211 07

ECOGREEN BOX

Polypropylene stacking container size 4317.

DIMENSIONS: 400x300x170 mm h

BATCH OF 10 PCS. COLOUR BLACK



ITEM NO. D 93393 07

ECOGREEN BOX

Polypropylene stacking container size 4322.

DIMENSIONS: 400x300x220 mm h

BATCH OF 10 PCS. COLOUR BLACK



ITEM NO. D 93394 07

ECOGREEN BOX

Polypropylene stacking container size 4332.

DIMENSIONS: 400x300x325 mm h

BATCH OF 10 PCS. COLOUR BLACK



ITEM NO. D 93216 07

ECOGREEN LID

Polypropylene stacking container size 4300.

DIMENSIONS: 400x300 mm

BATCH OF 10 PCS. COLOUR BLACK

600X400 MM



ITEM NO. D 93212 07

ECOGREEN BOX

Polypropylene stacking container size 6412.

DIMENSIONS: 600x400x120 mm h

BATCH OF 10 PCS. COLOUR BLACK



ITEM NO. D 93395 07

ECOGREEN BOX

Polypropylene stacking container size 6417.

DIMENSIONS: 600x400x170 mm h

BATCH OF 10 PCS. COLOUR BLACK



ITEM NO. D 93396 07

ECOGREEN BOX

Polypropylene stacking container size 6422.

DIMENSIONS: 600x400x220 mm h

BATCH OF 10 PCS. COLOUR BLACK



ITEM NO. D 93397 07

ECOGREEN BOX

Polypropylene stacking container size 6432.

DIMENSIONS: 600x400x325 mm h

BATCH OF 10 PCS. COLOUR BLACK



ITEM NO. D 93215 07

ECOGREEN LID

Polypropylene stacking container size 6400.

DIMENSIONS: 600x400 mm

BATCH OF 10 PCS. COLOUR BLACK

400X300 MM



ITEM NO. D 93210 XF

ECOGREEN BOX

Polypropylene stacking container size 4312.

DIMENSIONS: 400x300x120 mm h

BATCH OF 10 PCS. COLOUR GREEN



ITEM NO. D 93211 XF

ECOGREEN BOX

Polypropylene stacking container size 4317.

DIMENSIONS: 400x300x170 mm h

BATCH OF 10 PCS. COLOUR GREEN



ITEM NO. D 93393 XF

ECOGREEN BOX

Polypropylene stacking container size 4322.

DIMENSIONS: 400x300x220 mm h

BATCH OF 10 PCS. COLOUR GREEN



ITEM NO. D 93394 XF

ECOGREEN BOX

Polypropylene stacking container size 4332.

DIMENSIONS: 400x300x325 mm h

BATCH OF 10 PCS. COLOUR GREEN



ITEM NO. D 93216 XF

ECOGREEN LID

Polypropylene stacking container size 4300.

DIMENSIONS: 400x300 mm

BATCH OF 10 PCS. COLOUR GREEN

600X400 MM



ITEM NO. D 93212 XF

ECOGREEN BOX

Polypropylene stacking container size 6412.

DIMENSIONS: 600x400x120 mm h

BATCH OF 10 PCS. COLOUR GREEN



ITEM NO. D 93395 XF

ECOGREEN BOX

Polypropylene stacking container size 6417.

DIMENSIONS: 600x400x170 mm h

BATCH OF 10 PCS. COLOUR GREEN



ITEM NO. D 93396 XF

ECOGREEN BOX

Polypropylene stacking container size 6422.

DIMENSIONS: 600x400x220 mm h

BATCH OF 10 PCS. COLOUR GREEN




ITEM NO. D 93397 XF

ECOGREEN BOX

Polypropylene stacking container size 6432.

DIMENSIONS: 600x400x325 mm h

BATCH OF 10 PCS. COLOUR GREEN



ITEM NO. D 93215 XF

ECOGREEN LID

Polypropylene lid size 6400.

DIMENSIONS: 600x400 mm

BATCH OF 10 PCS. COLOUR GREEN

400X300 MM



ITEM NO. D 93210 IR

ECOGREEN BOX

Polypropylene stacking container size 4312.

DIMENSIONS: 400x300x120 mm h

BATCH OF 10 PCS. COLOUR BLUE



ITEM NO. D 93211 IR

ECOGREEN BOX

Polypropylene stacking container size 4317.

DIMENSIONS: 400x300x170 mm h

BATCH OF 10 PCS. COLOUR BLUE



ITEM NO. D 93393 IR

ECOGREEN BOX

Polypropylene stacking container size 4322.

DIMENSIONS: 400x300x220 mm h

BATCH OF 10 PCS. COLOUR BLUE



ITEM NO. D 93394 IR

ECOGREEN BOX

Polypropylene stacking container size 4332.

DIMENSIONS: 400x300x325 mm h

BATCH OF 10 PCS. COLOUR BLUE



ITEM NO. D 93216 IR

ECOGREEN LID

Polypropylene stacking container size 4300.

DIMENSIONS: 400x300 mm

BATCH OF 10 PCS. COLOUR BLUE

600X400 MM



ITEM NO. D 93212 IR

ECOGREEN BOX

Polypropylene stacking container size 6412.

DIMENSIONS: 600x400x120 mm h

BATCH OF 10 PCS. COLOUR BLUE



ITEM NO. D 93395 IR

ECOGREEN BOX

Polypropylene stacking container size 6417.

DIMENSIONS: 600x400x170 mm h

BATCH OF 10 PCS. COLOUR BLUE



ITEM NO. D 93396 IR

ECOGREEN BOX

Polypropylene stacking container size 6422.

DIMENSIONS: 600x400x220 mm h

BATCH OF 10 PCS. COLOUR BLUE



ITEM NO. D 93397 IR

ECOGREEN BOX

Polypropylene stacking container size 6432.

DIMENSIONS: 600x400x325 mm h

BATCH OF 10 PCS. COLOUR BLUE



ITEM NO. D 93215 IR

ECOGREEN LID

Polypropylene lid size 6400.

DIMENSIONS: 600x400 mm

BATCH OF 10 PCS. COLOUR BLUE

400X300 MM



ITEM NO. D 93210 IS

ECOGREEN BOX

Polypropylene stacking container size 4312.

DIMENSIONS: 400x300x120 mm h
BATCH OF 10 PCS. COLOUR RED



ITEM NO. D 93211 IS

ECOGREEN BOX

Polypropylene stacking container size 4317.

DIMENSIONS: 400x300x170 mm h
BATCH OF 10 PCS. COLOUR RED



ITEM NO. D 93393 IS

ECOGREEN BOX

Polypropylene stacking container size 4322.

DIMENSIONS: 400x300x220 mm h
BATCH OF 10 PCS. COLOUR RED



ITEM NO. D 93394 IS

ECOGREEN BOX

Polypropylene stacking container size 4332.

DIMENSIONS: 400x300x325 mm h
BATCH OF 10 PCS. COLOUR RED



ITEM NO. D 93216 IS

ECOGREEN LID

Polypropylene lid size 4300.

DIMENSIONS: 400x300 mm
BATCH OF 10 PCS. COLOUR RED

600X400 MM



ITEM NO. D 93212 IS

ECOGREEN BOX

Polypropylene stacking container size 6412.

DIMENSIONS: 600x400x120 mm h
BATCH OF 10 PCS. COLOUR RED



ITEM NO. D 93395 IS

ECOGREEN BOX

Polypropylene stacking container size 6417.

DIMENSIONS: 600x400x170 mm h
BATCH OF 10 PCS. COLOUR RED



ITEM NO. D 93396 IS

ECOGREEN BOX

Polypropylene stacking container size 6422.

DIMENSIONS: 600x400x220 mm h
BATCH OF 10 PCS. COLOUR RED



ITEM NO. D 93397 IS

ECOGREEN BOX

Polypropylene stacking container size 6432.

DIMENSIONS: 600x400x325 mm h
BATCH OF 10 PCS. COLOUR RED



ITEM NO. D 93215 IS

ECOGREEN LID

Polypropylene lid size 6400.

DIMENSIONS: 600x400 mm
BATCH OF 10 PCS. COLOUR RED



ITEM NO. D 93387 IS

ECOGREEN CONTAINER

Polypropylene storage container size 1.

DIMENSIONS: 160/140x95x75 mm h

BATCH OF 50 PCS. COLOUR RED



ITEM NO. D 93388 IS

ECOGREEN CONTAINER

Polypropylene storage container size 2.

DIMENSIONS: 230/200x140x130 mm h

BATCH OF 54 PCS. COLOUR RED



ITEM NO. D 93389 IS

CONTENITORE ECOGREEN

Polypropylene storage container size 3A2.

DIMENSIONS: 350/300x200x145 mm h

BATCH OF 21 PCS. COLOUR RED



ITEM NO. D 93390 IS

ECOGREEN CONTAINER

Polypropylene storage container size 3.

DIMENSIONS: 350/300x200x200 mm h

BATCH OF 15 PCS. COLOUR RED



ITEM NO. D 93391 IS

ECOGREEN CONTAINER

Polypropylene storage container size 4.

DIMENSIONS: 500/450x300x200 mm h

BATCH OF 10 PCS. COLOUR RED





ITEM NO. D 93387 01

ECOGREEN CONTAINER

Polypropylene storage container size 1.

DIMENSIONS: 160/140x95x75 mm h

BATCH OF 50 PCS. COLOUR GREY



ITEM NO. D 93388 01

ECOGREEN CONTAINER

Polypropylene storage container size 2.

DIMENSIONS: 230/200x140x130 mm h

BATCH OF 54 PCS. COLOUR GREY



ITEM NO. D 93389 01

ECOGREEN CONTAINER

Polypropylene storage container size 3A2.

DIMENSIONS: 350/300x200x145 mm h

BATCH OF 21 PCS. COLOUR GREY



ITEM NO. D 93390 01

ECOGREEN CONTAINER

Polypropylene storage container size 3.

DIMENSIONS: 350/300x200x200 mm h

BATCH OF 15 PCS. COLOUR GREY



ITEM NO. D 93391 01

ECOGREEN CONTAINER

Polypropylene storage container size 4.

DIMENSIONS: 500/450x300x200 mm h

BATCH OF 10 PCS. COLOUR GREY



ITEM NO. D 93387 07

ECOGREEN CONTAINER

Polypropylene storage container size 1.

DIMENSIONS: 160/140x95x75 mm h

BATCH OF 50 PCS. COLOUR BLACK



ITEM NO. D 93388 07

ECOGREEN CONTAINER

Polypropylene storage container size 2.

DIMENSIONS: 230/200x140x130 mm h

BATCH OF 54 PCS. COLOUR BLACK



ITEM NO. D 93389 07

ECOGREEN CONTAINER

Polypropylene storage container size 3A2.

DIMENSIONS: 350/300x200x145 mm h

BATCH OF 21 PCS. COLOUR BLACK



ITEM NO. D 93390 07

ECOGREEN CONTAINER

Polypropylene storage container size 3.

DIMENSIONS: 350/300x200x200 mm h

BATCH OF 15 PCS. COLOUR BLACK



ITEM NO. D 93391 07

ECOGREEN CONTAINER

Polypropylene storage container size 4.

DIMENSIONS: 500/450x300x200 mm h

BATCH OF 10 PCS. COLOUR BLACK



ITEM NO. D 93387 XF

ECOGREEN CONTAINER
 Polypropylene storage container size 1.
DIMENSIONS: 160/140x95x75 mm h
BATCH OF 50 PCS. COLOUR GREEN



ITEM NO. D 93388 XF

ECOGREEN CONTAINER
 Polypropylene storage container size 2.
DIMENSIONS: 230/200x140x130 mm h
BATCH OF 54 PCS. COLOUR GREEN



ITEM NO. D 93389 XF

ECOGREEN CONTAINER
 Polypropylene storage container size 3A2.
DIMENSIONS: 350/300x200x145 mm h
BATCH OF 21 PCS. COLOUR GREEN



ITEM NO. D 93390 XF

ECOGREEN CONTAINER
 Polypropylene storage container size 3.
DIMENSIONS: 350/300x200x200 mm h
BATCH OF 15 PCS. COLOUR GREEN



ITEM NO. D 93391 XF

ECOGREEN CONTAINER
 Polypropylene storage container size 4.
DIMENSIONS: 500/450x300x200 mm h
BATCH OF 10 PCS. COLOUR GREEN



ITEM NO. D 93387 IR

ECOGREEN CONTAINER
 Polypropylene storage container size 1.
DIMENSIONS: 160/140x95x75 mm h
BATCH OF 50 PCS. COLOUR BLUE



ITEM NO. D 93388 IR

ECOGREEN CONTAINER
 Polypropylene storage container size 2.
DIMENSIONS: 230/200x140x130 mm h
BATCH OF 54 PCS. COLOUR BLUE



ITEM NO. D 93389 IR

ECOGREEN CONTAINER
 Polypropylene storage container size 3A2.
DIMENSIONS: 350/300x200x145 mm h
BATCH OF 21 PCS. COLOUR BLUE



ITEM NO. D 93390 IR

ECOGREEN CONTAINER
 Polypropylene storage container size 3.
DIMENSIONS: 350/300x200x200 mm h
BATCH OF 15 PCS. COLOUR BLUE



ITEM NO. D 93391 IR

ECOGREEN CONTAINER
 Polypropylene storage container size 4.
DIMENSIONS: 500/450x300x200 mm h
BATCH OF 10 PCS. COLOUR BLUE



ITEM NO. D 93263 52

TROLLEY FOR CONTAINERS

with 90 grey containers size 1, 48 grey containers size 2.

DIMENSIONS: 1023x613x1430 mm h

TROLLEY LOAD CAPACITY: 300 kg (150 per side)

COLOUR GALVANIZED + GREY RAL 7000



ITEM NO. D 93202 01

STEEL STORAGE CONTAINER size 3.

DIMENSIONS: 350/300x200x200 mm h

BATCH OF 10 PCS. COLOUR GREY RAL 7000



ITEM NO. D 93201 01

STEEL STORAGE CONTAINER size 4.

DIMENSIONS: 500/450x300x200 mm h

BATCH OF 10 PCS. COLOUR GREY RAL 7000



ITEM NO. D 93200 01

STEEL STORAGE CONTAINER size 5.

DIMENSIONS: 700/630x450x300 mm h

BATCH OF 5 PCS. COLOUR GREY RAL 7000



ITEM NO. D 93392 01

STEEL STORAGE CONTAINER size 3.

DIMENSIONS: 300x200x200 mm h

BATCH OF 10 PCS. COLOUR GREY RAL 7000



ITEM NO. D 93208 01

STEEL STORAGE CONTAINER size 4.

DIMENSIONS: 450x300x200 mm h

BATCH OF 10 PCS. COLOUR GREY RAL 7000



ITEM NO. D 93400 01

DUST COVER for ITEM NO. D 93401 01
 DIMENSIONS: 1020x315x20 mm h. COLOUR GREY RAL 7000



ITEM NO. D 93401 01

EMPTY SHELVING UNIT for 16 stacking containers ITEM NO. D 93390 .. (size 3)
 DIMENSIONS: 1025x310x885 mm h. COLOUR GREY RAL 7000

ITEM NO. D 93402 01

BASE PLINTH for ITEM NO. D 93401 01
 DIMENSIONS: 1020x315x85 mm h. COLOUR GREY RAL 7000

ITEM NO. D 93403 01

DUST COVER for ITEM NO. D 93404 01
 DIMENSIONS: 1765x465x20 mm h. COLOUR GREY RAL 7000

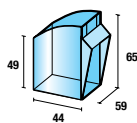
ITEM NO. D 93404 01

EMPTY SHELVING UNIT for 20 stacking containers ITEM NO. D 93391 .. (size 4)
 DIMENSIONS: 1765x460x885 mm h. COLOUR GREY RAL 7000

ITEM NO. D 93405 01

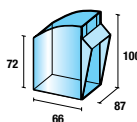
BASE PLINTH for ITEM NO. D 93404 01
 DIMENSIONS: 1765x465x85 mm h. COLOUR GREY RAL 7000





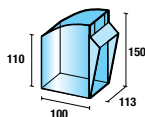
ITEM NO. D 93231 01

CONTAINER with 9 compartments.
 DIMENSIONS: 600x69x77 mm h
 COLOUR GREY + TRANSPARENT
 BATCH OF 2 PCS.



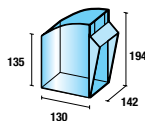
ITEM NO. D 93230 01

CONTAINER with 6 compartments.
 DIMENSIONS: 600x98x112 mm h
 COLOUR GREY + TRANSPARENT
 BATCH OF 2 PCS.



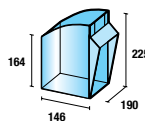
ITEM NO. D 93229 01

CONTAINER with 5 compartments.
 DIMENSIONS: 600x141x164 mm h
 COLOUR GREY + TRANSPARENT



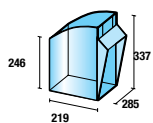
ITEM NO. D 93228 01

CONTAINER with 4 compartments.
 DIMENSIONS: 600x174x206 mm h
 COLOUR GREY + TRANSPARENT



ITEM NO. D 93227 01

CONTAINER with 3 compartments.
 DIMENSIONS: 600x209x240 mm h
 COLOUR GREY + TRANSPARENT



ITEM NO. D 93226 01

CONTAINER with 2 compartments.
 DIMENSIONS: 600x311x353 mm h
 COLOUR GREY + TRANSPARENT



ITEM NO. D 93408 01

BASE for empty shelving unit.
DIMENSIONS: 600x300x100 mm h
COLOUR GREY RAL 7000
ATTENTION: the usable height of the frame is reduced by 100 mm.



ITEM NO. D 93235 01

EMPTY WALL SHELVING for Practiboxes.
 Made from painted steel sheet
DIMENSIONS: 600x41x1500 mm h
COLOUR GREY RAL 7000



ITEM NO. D 93323 01

WALL SHELVING with 11 Practibox.
 Made from painted steel sheet
DIMENSIONS: 600x224x1540 mm h
COLOUR GREY RAL 7000




ITEM NO. D 93234 01

EMPTY WALL SHELVING for Practiboxes.
 Made from painted steel sheet
DIMENSIONS: 600x41x1750 mm h
COLOUR GREY RAL 7000



ITEM NO. D 93322 01

WALL SHELVING with 12 Practibox.
 Made from painted steel sheet
DIMENSIONS: 600x224x1750 mm h
COLOUR GREY RAL 7000



ITEM NO. D 93233 01

EMPTY WALL SHELVING for Practiboxes.
 Made from painted steel sheet.
DIMENSIONS: 600x41x1950 mm h
COLOUR GREY RAL 7000



ITEM NO. D 93321 01

WALL SHELVING with 10 Practibox.
 Made from painted steel sheet
DIMENSIONS: 600x326x1989 mm h
COLOUR GREY RAL 7000

FAST

PRACTIBOX TROLLEY



ITEM NO. D 93398 52

TROLLEY FOR PRACTIBOX

with 4 standard rubber wheels Ø 125 mm -
4 containers with 9 compartments - 6 containers with 6 compartments - 4 containers with 5 compartments - 2 containers with 4 compartments - 2 containers with 3 compartments.

TROLLEY LOAD CAPACITY: 300 kg (150 kg per side)

DIMENSIONS: 725x613x1430 mm h

COLOUR GREY RAL 7000 + GALVANIZED





ITEM NO.	DIM. MM	QTY TRAYS	TRAY CAPACITY IN LT.
D 93963 54	960x960x332 h	1	200
D 93964 54	1355x875x332 h	2	250
D 93965 54	1355x1255x290 h	4	300
D 93966 54	1355+1355x875x332 h	4	500
D 93967 54	1355+1355x1255x290 h	8	600

EXAMPLE OF USE INCLUDING:

1 ITEM NO. D 93965 54

1 ITEM NO. D 93958 04

1 ITEM NO. D 93959 04


ITEM NO. D 93958 04

BARREL RACK SUPPORT
 DIMENSIONS: 1420x670x760 mm h.
 STACKABLE RACK CAPACITY: 2x200 lt.
 STACKABLE




ITEM NO. D 93959 04

BARREL RACK SUPPORT
 DIMENSIONS: 1420x670x760 mm h.
 STACKABLE RACK CAPACITY: 3x60 lt.
 STACKABLE




ITEM NO. D 93960 04

BARREL RACK SUPPORT
 DIMENSIONS: 880x600x400 mm h.
 STACKABLE RACK CAPACITY: 1x200 lt.
 NOT STACKABLE



ITEM NO. D 93961 04

BARREL RACK SUPPORT
 DIMENSIONS: 1360x600x400 mm h.
 STACKABLE RACK CAPACITY: 2x200 lt.
 NOT STACKABLE



ITEM NO. D 93962 04

BARREL RACK SUPPORT
 DIMENSIONS: 1360x600x400 mm h.
 STACKABLE RACK CAPACITY: 3x60 lt.
 NOT STACKABLE





ITEM NO. D 93363 04

TROLLEY with 2 shelves, 4 standard rubber wheels Ø 100 mm.

DIMENSIONS: 855x520x815 mm h

TROLLEY LOAD CAPACITY: 200 kg

SUPPLIED ASSEMBLED.

COLOUR BLUE RAL 5012



ITEM NO. D 93364 04

TROLLEY with 3 shelves, 4 standard rubber wheels Ø 100 mm.

DIMENSIONS: 855x520x815 mm h

TROLLEY LOAD CAPACITY: 200 kg

SUPPLIED ASSEMBLED.

COLOUR BLUE RAL 5012



ITEM NO. D 93365 04

TROLLEY with 2 shelves, 4 standard rubber wheels Ø 125 mm.

DIMENSIONS: 1080x635x815 mm h

TROLLEY LOAD CAPACITY: 300 kg

SUPPLIED ASSEMBLED.

COLOUR BLUE RAL 5012



ITEM NO. D 93366 04

TROLLEY with 3 shelves, 4 standard rubber wheels Ø 125 mm.

DIMENSIONS: 1080x635x815 mm h

TROLLEY LOAD CAPACITY: 300 kg

SUPPLIED ASSEMBLED.

COLOUR BLUE RAL 5012



ITEM NO. D 93110 04

TROLLEY with 1 shelf, 4 standard rubber wheels Ø 125 mm.

DIMENSIONS: 1135x700x915 mm h

TROLLEY LOAD CAPACITY: 250 kg

COLOUR BLUE RAL 5012



ITEM NO. D 93332 99

SHELVING SYSTEM with 10 shelves
DIMENSIONS: 2100x400x2000 mm
SHELF LOAD CAPACITY: 300 kg

ITEM NO. D 93315 99

SHELVING SYSTEM with 10 shelves
DIMENSIONS: 2100x500x2000 mm
SHELF LOAD CAPACITY: 300 kg




ITEM NO. D 93399 99

SHELF with strengthening bar and load label
DIMENSIONS: 1000x400 mm
LOAD CAPACITY: 300 kg
BATCH OF 5 PCS. COLOUR GALVANIZED

ITEM NO. D 93319 99

SHELF with strengthening bar and load label
DIMENSIONS: 1000x500 mm
LOAD CAPACITY: 300 kg
BATCH OF 5 PCS. COLOUR GALVANIZED



ITEM NO. D 93148 99

UNASSEMBLED upright frame with foot plate.
DIMENSIONS: 400x2000 mm h
COLOUR GALVANIZED

ITEM NO. D 93149 99

UNASSEMBLED upright frame with foot plate.
DIMENSIONS: 500x2000 mm h
COLOUR GALVANIZED



ITEM NO. D 93147 99

GALVANIZED rear cross bracing.
IT IS REQUIRED TO USE 1 CROSS BRACE FOR EVERY 3 BAYS
COLOUR GALVANIZED

F85

FAST

made in italy