




PREMIUM

Catalogue no. C CT gb 255 02





FITTINGS FOR COMMERCIAL VEHICLES

PROFESSIONALITY
IN MOVEMENT



Store Van, a FAMI group trademark.

Store Van is the trademark of fittings for commercial vehicles of all makes. The extreme care in the design of the modules and adaptability to custom solutions have demonstrated the quality and superiority of Store Van in every detail. The success of Store Van has resulted in it becoming one of the most accredited and used trademarks by international manufacturers of commercial vehicles. Store Van was the first to introduce an original installation method that does not involve making holes in the bodywork to fix the tools and ensures functionality, quality, strength and design to individual professionals and to large fleets.





PRONTO

■ ARTICLES AVAILABLE FROM STOCK

pages A1-A36



INDUSTRY FURNITURE

■ UNIMOD WORKSTATIONS

pages B1-B12

■ FLEXA CABINETS

pages B13-B20

■ STANDARD CABINETS

pages B21-B42

■ PERFORM CABINETS

pages B45-B62

■ NC TROLLEYS AND CABINETS

pages B63-B70

■ WORK WORKSTATIONS

pages B73-B106



LOGISTICS

■ STORAGE AND STACKING CONTAINERS

pages C1-C18

■ SHELVING SYSTEMS FOR CONTAINERS

pages C19-C25

■ PRACTIBOX AND MULTIBOX

pages C26-C30

■ STORAGE BIG PLAST/STEEL CONTAINERS

pages C31-C33

■ STORAGE MAT

page C34

■ TROLLEYS

pages C35-C48

■ SHELVING SYSTEMS

pages C49-C57



**FLEXA
STANDARD**

**PERFOM
STANDARD-CS**

NC-PERFOM

NC-COMBI

WORK

WORK STEEL

COMBI

COMPAT

SMART

STEEL

ATHENA

DOMINO

ST

PRACTIBOX

DRAWER CABINETS

series F DF / F DL

RAL 5012
D 04

FLEXA

WIDTH = 717/1023 mm DEPTH = 600 mm



ORD. NO.	Dim. mm
D 93065 04	717x600x1000 h

Cabinet with 9 full extension drawers
Drawer load capacity: 70 kg
CENTRAL LOCK




ORD. NO.	Dim. mm
D 93001 04	717x600x1000 h

Cabinet with 7 full extension drawers
Drawer load capacity: 70 kg
CENTRAL LOCK



ORD. NO.	Dim. mm
D 93028 04	1023x600x1000 h


Cabinet with 7 full extension drawers
Drawer load capacity: 50 kg
CENTRAL LOCK



x 9

ORD. NO.	Dim. mm
D 93066 00	36x27 Eh


Partitioning set for 9 drawers. Set including:
2 slotted partitions for each drawer,
3 plain partitions for each drawer.



x 6

ORD. NO.	Dim. mm
D 93007 00	36x27 Eh

Partitioning set for 6 drawers. Set including:
2 slotted partitions for each drawer,
3 plain partitions for each drawer.



x 6

ORD. NO.	Dim. mm
D 93029 00	54x27 Eh

Partitioning set for 6 drawers. Set including:
4 slotted partitions for each drawer,
4 plain partitions for each drawer.



ORD. NO.	Dim. mm
D 93006 07	717x600x22 h

Top with 4 edges with oil-resistant rubber mat
BLACK COLOUR



ORD. NO.	Dim. mm
D 93299 07	1023x600x20 h

Top with 3 edges with oil-resistant rubber mat
BLACK COLOUR

STANDARD G

WIDTH = 717 mm DEPTH = 726 mm

DRAWER CABINETS series F AG

RAL 5012
D 04

RAL 7035
D 08

AVAILABLE FROM STOCK



AVAILABLE FROM STOCK



AVAILABLE FROM STOCK



ORD. NO.	Dim. mm
D 93020 04	717x726x1000 h
Cabinet with 7 normal extension drawers Drawer load capacity: 80/100 kg CENTRAL LOCK	

ORD. NO.	Dim. mm
D 93367 08	717x726x1000 h
Cabinet with 7 normal extension drawers Drawer load capacity: 80/100 kg CENTRAL LOCK	

ORD. NO.	Dim. mm
D 93301 04	717x726x1000 h
Cabinet with 7 telescopic full extension drawers Drawer load capacity: 200 kg CENTRAL LOCK	


AVAILABLE FROM STOCK



x 6

ORD. NO.	Dim. mm
D 93026 00	36x36 Eh
Partitioning set for 6 drawers. Set including: 2 slotted partitions for each drawer, 3 plain partitions for each drawer.	

AVAILABLE FROM STOCK



ORD. NO.	Dim. mm
D 93027 07	717x726x20 h
Top with 3 edges with oil-resistant rubber mat BLACK COLOUR	



ORD. NO. F AG 2040 S2 56
Partitioning material excluded.
Example of composition not available from stock.

■ The cabinets must be secured to the floor or to the wall
■ All indicated loads are net and refer to evenly distributed weights

■ TT = telescopic full extension (100%)
■ S = normal extension (87%)

RAL 5012
D 04



ORD. NO.	Dim. mm
D 93082 04	717x726x1000 h

Cabinet with 9 telescopic full extension drawers
Drawer load capacity: 200 kg
CENTRAL LOCK

ORD. NO.	Dim. mm
D 93018 04	717x726x1000 h

Cabinet with 9 normal extension drawers
Drawer load capacity: 100 kg
CENTRAL LOCK



ORD. NO.	Dim. mm
D 93024 00	36x36 Eh

Partitioning set for 9 drawers. Set including:
2 slotted partitions for each drawer,
3 plain partitions for each drawer.



ORD. NO.	Dim. mm
D 93024 00	36x36 Eh

Partitioning set for 9 drawers. Set including:
2 slotted partitions for each drawer,
3 plain partitions for each drawer.





ORD. NO. **D 93019 04** **Dim. mm** **717x726x1000 h**

Cabinet with 8 normal extension drawers
Drawer load capacity: 60/100 kg.
CENTRAL LOCK



ORD. NO. **D 93017 04** **Dim. mm** **717x726x1000 h**

Cabinet with 9 normal extension drawers
Drawer load capacity: 80/100 kg.
CENTRAL LOCK



ORD. NO. **D 93016 04** **Dim. mm** **717x726x1000 h**

Cabinet with 6 normal extension drawers
Drawer load capacity: 100 kg.
CENTRAL LOCK




ORD. NO. **D 93025 00** **Dim. mm** **36x36 Eh**

Partitioning set for 7 drawers. Set including:
2 slotted partitions for each drawer,
3 plain partitions for each drawer.




ORD. NO. **D 93023 00** **Dim. mm** **36x36 Eh**

Partitioning set for 8 drawers. Set including:
2 slotted partitions for each drawer,
3 plain partitions for each drawer.



ORD. NO. **D 93022 00** **Dim. mm** **36x36 Eh**

Partitioning set for 6 drawers. Set including:
2 slotted partitions for each drawer,
3 plain partitions for each drawer.



ORD. NO. **D 93027 07** **Dim. mm** **717x726x20 h**

Top with 3 edges with oil-resistant rubber mat
BLACK COLOUR

RAL 5012
D 04

AVAILABLE FROM STOCK



ORD. NO.	Dim. mm
D 93003 04	794x600x852 h

Cabinet with 5 full extension drawers.
Standar rubber swivel wheels Ø 100 mm.
Cabinet load capacity: 100 kg.
CENTRAL LOCK

AVAILABLE FROM STOCK



ORD. NO.	Dim. mm
D 93002 04	428x675x890 h

Cabinet with 5 full extension drawers.
Standar rubber swivel wheels Ø 100 mm.
Cabinet load capacity: 100 kg.
CENTRAL LOCK

AVAILABLE FROM STOCK



x 4

ORD. NO.	Dim. mm
D 93009 00	36x27 Eh

Partitioning set for 4 drawers. Set including:
2 slotted partitions for each drawer,
3 plain partions for each drawer.

AVAILABLE FROM STOCK



x 4

ORD. NO.	Dim. mm
D 93008 00	19x27 Eh

Partitioning set for 4 drawers. Set including:
1 slotted partition for each drawer,
2 plain partions for each drawer.





ORD. NO. **Dim. mm**

D 93096 04 1072x600x910 h

Mobile workstations with 4 full extension drawers, 2 height adjustable 4 edged trays, standard rubber swivel wheels Ø 150 mm, 1 lock with anti-tilt rod. Drawer load capacity: 70 kg.

Multiplex worktop dim. mm: 995x600x25 h.

Mobile workstation load capacity: 250 kg.




ORD. NO. **Dim. mm**

D 93005 04 1227x600x910 h

Mobile workstations with 5 full extension drawers, 2 height adjustable shelves, standard rubber swivel wheels Ø 150 mm, 1 lock with anti-tilt rod. Drawer load capacity: 70 kg.

Multiplex worktop dim. mm: 1150x600x25 h.

Mobile workstation load capacity: 250 kg.




ORD. NO. **Dim. mm**

D 93071 00 27x27 Eh

Partitioning set for 2 drawers. Set including:

2 slotted partitions for each drawer,

3 plain partitions for each drawer.



ORD. NO. **Dim. mm**

D 93009 00 36x27 Eh

Partitioning set for 4 drawers. Set including:

2 slotted partitions for each drawer,

3 plain partitions for each drawer.



ORD. NO. **Dim. mm**

D 93368 04 1330x750x840 Eh

Mobile workstations with 4 standard rubber wheels Ø 125 mm. Fitted with preassembly for drawer fixing.

Mobile workstation load capacity: 240 kg.

- 4 edged tray load capacity: 70 kg
- Adjustable shelf load capacity: 70 kg
- Worktop load capacity: 250 kg

- **VR** = height adjustable 4 edged tray
- **PR** = height adjustable shelf
- **T** = full extension (100%)

- All indicated loads are net and refer to evenly distributed weights

RAL 5012
D 04

AVAILABLE
FROM
STOCK



ORD. NO.	Dim. mm
D 93092 04	1500x600x1000 h
Cabinet with 1 shelf depth 500 mm (100 kg)	

AVAILABLE
FROM
STOCK



ORD. NO.	Dim. mm
D 93094 07	1500x600x20 h
Top with 3 edges with oil-resistant rubber mat BLACK COLOR	

AVAILABLE
FROM
STOCK



ORD. NO.	Dim. mm
D 93045 04	1500x600x2000 h
Cabinet with 4 shelves depth 500 mm (100 kg)	

AVAILABLE
FROM
STOCK



ORD. NO.	Dim. mm
D 93044 04	1500x450x2000 h
Cabinet with 4 shelves depth 370 mm (100 kg)	

PERFORM A110/A120

LEAF DOOR CABINETS series F AA

WIDTH = 1500 mm DEPTH = 450/600 mm

RAL 5012
D 04

AVAILABLE
FROM
STOCK



ORD. NO.	Dim. mm
D 93338 04	512x555x1000 h
Cabinet with 1 shelf depth 500 mm (100 kg) and 1 normal extension drawer	

AVAILABLE
FROM
STOCK



ORD. NO.	Dim. mm
D 93340 04	1023x555x1000 h
Cabinet with 1 shelf depth 500 mm (100 kg) and 1 normal extension drawer	

AVAILABLE
FROM
STOCK



ORD. NO.	Dim. mm
D 93339 04	512x555x1000 h
Cabinet with 2 shelves depth 500 mm (100 kg)	

AVAILABLE
FROM
STOCK



ORD. NO.	Dim. mm
D 93086 04	1023x555x1000 h
Cabinet with 2 shelves depth 500 mm (100 kg)	

AVAILABLE
FROM
STOCK



ORD. NO.	Dim. mm
D 93085 04	512x555x20 h
Top with 3 edges with oil-resistant rubber mat BLACK COLOR	

AVAILABLE
FROM
STOCK



ORD. NO.	Dim. mm
D 93088 04	1023x555x20 h
Top with 3 edges with oil-resistant rubber mat BLACK COLOR	

- All indicated loads are net and refer to evenly distributed weights
- The cabinets must be secured to the floor or to the wall

- Shelf load capacity: 100 kg
- Top shelf load capacity: 80 kg
- Drawer load capacity: 50 kg

RAL 5012 D 04 RAL 7035 D 08

AVAILABLE FROM STOCK



ORD. NO.	Dim. mm
D 93038 08	1023x555x2000 h
Cabinet with 4 shelves depth 500 mm (100 kg)	



AVAILABLE FROM STOCK



ORD. NO.	Dim. mm
D 93038 04	1023x555x2000 h
Cabinet with 4 shelves depth 500 mm (100 kg)	

AVAILABLE FROM STOCK



ORD. NO.	Dim. mm
D 93039 04	1023x555x2000 h
Cabinet with 4 shelves depth 500 mm (100 kg), 3 normal extension drawers. Drawer load capacity: 50 kg.	



AVAILABLE FROM STOCK



ORD. NO.	Dim. mm
D 93089 04	1023x555x2000 h

Cabinet with 4 shelves depth 500 mm (100 kg)
3 mm thickness polycarbonate doors

AVAILABLE FROM STOCK



■ Load capacity of each door with perforated panels 40 kg

ORD. NO.	Dim. mm
D 93037 04	1023x555x2000 h

Cabinet with 4 shelves depth 250 mm,
3 shelves depth 345 mm, 1 shelf depth 500 mm,
16 container rails, 3 normal extension drawers,
40 size 1 blue containers, 44 size 2 grey containers,
16 size 3A2 blue containers.

RAL 5012
D 04



Can contain big tower



Adjust the external length of the power cable by unscrewing the relative cable holder. The dual protection power cable is 3 metres long.



ORD. NO. **Dim. mm**

D 93064 04 717x635x1560 h

Computer cabinet with 2 height adjustable shelves, 1 retractable keyboard shelf, socket with 5 Schuko plugs and circuit breaker. CENTRAL LOCK.



The electrical system (protected by IP 30) of each computer cabinet is standard supplied with a 230V 10A circuit breaker and tested with a special tester according to the CEI EN 60204-1, with the following tests:

- continuity of the earth circuit
- applied voltage
- insulation resistance



The retractable keyboard shelf can be locked in two different positions and it is generously sized to make place for work accessories and make it more comfortable to use the keyboard.

1 mouse pad, 2 floor brackets, 12 plastic caps and 2 levelling devices are supplied standard with the cabinet.



ORD. NO.

D 93107 07

Steel handle with supports



ORD. NO.

D 93108 07

Pair of plinths 200 mm h




ORD. NO.

D 93109 00

Set of 2 nylon swivel wheels with brakes and 2 nylon fixed wheels Ø 100 mm




AVAILABLE FROM STOCK



ORD. NO.	Dim. mm
D 93136 51	610x500x1750 h
Locker with 2 compartments. Cylinder lock.	

AVAILABLE FROM STOCK




ORD. NO.	Dim. mm
D 93137 51	900x500x1750 h
Locker with 3 compartments. Cylinder lock.	


AVAILABLE FROM STOCK



ORD. NO.	Dim. mm
D 93138 51	1195x500x1750 h
Locker with 4 compartments. Cylinder lock.	



Locker with height-adjustable shelf for helmet



ORD. NO.	Dim. mm
D 93141 01	135x500x180/200 h
Pair of plastic legs of polypropylene, can be height-adjusted from 180 to 200 mm.	

AVAILABLE FROM STOCK




ORD. NO.	Dim. mm
D 93139 51	805x500x1750 h
Locker with 2 compartments. Cylinder lock.	

AVAILABLE FROM STOCK



ORD. NO.	Dim. mm
D 93140 51	1195x500x1750 h
Locker with 3 compartments. Cylinder lock.	



TOOL STORAGE CABINETS

series F AA

RAL 5012
D 04

NC-PERFOM

WIDTH = 1023 mm DEPTH = 555 mm

AVAILABLE
FROM
STOCK



ORD. NO.	Dim. mm
D 93112 04	1023x555x2000 h

Cabinet including 4 height adjustable and tilting frames
TOOLS HOLDERS EXCLUDED



Frames are height adjustable and can be assembled horizontally or angled.



ORD. NO. TOOL HOLDERS	PACKAGE Q.TY	FOR TOOL HOLDERS TYPE
D 93115 03	10	ISO 30
D 93116 03	10	ISO 40
D 93117 03	10	ISO 45
D 93118 03	10	ISO 50
D 93119 03	24	VDI 30
D 93120 03	24	VDI 40
D 93121 03	16	VDI 50
D 93122 03	16	VDI 60
D 93123 03	4	MORSE TAPER 2
D 93124 03	4	MORSE TAPER 3
D 93125 03	4	MORSE TAPER 4
D 93126 03	4	MORSE TAPER 5
D 93127 03	10	HSK A32-B40
D 93128 03	10	HSK A40-B50
D 93129 03	10	HSK A50-B63
D 93130 03	10	HSK A63-B80
D 93131 03	10	HSK A80-B100
D 93132 03	10	HSK A100-B125
D 93133 03	10	CAPTO C4
D 93134 03	10	CAPTO C5
D 93135 03	10	CAPTO C6

TOOL HOLDERS TYPE	MAX QUANTITY OF TOOL HOLDERS PER CABINET
ISO 30 / VDI 30	120
ISO 40 / VDI 40	120
ISO 45	120
ISO 50	100
VDI 50	112
VDI 60	96
MORSE TAPER 2/3/4/5	120
HSK A32-B40	120
HSK A40-B50	120
HSK A50-B63	120
HSK A63-B80	120
HSK A80-B100	96
HSK A100-B125	96
CAPTO C4 / C5 / C6	120



ORD. NO.	Dim. mm
D 93114 04	565x450x350 h

Tool stand
EXCLUDING TOOL HOLDERS



ORD. NO.	Dim. mm
D 93113 51	1064x512x890 h

Trolley with 3 tool holders frames including supports
TROLLEY LOAD CAPACITY 500 KG
EXCLUDING TOOL HOLDERS

TOOL HOLDERS TYPE	MAX QUANTITY OF TOOL HOLDERS PER TOOL STAND
ISO 30 / VDI 30	24
ISO 40	24
ISO 45 / VDI 40	18
ISO 50	15
VDI 50	18
VDI 60	15
MORSE TAPER 2/3/4	24
MORSE TAPER 5	18
HSK A32-B40	24
HSK A40-B50	24
HSK A50-B63	18
HSK A63-B80	18
HSK A80-B100	12
HSK A100-B125	12
CAPTO C4 / C5 / C6	18

TOOL HOLDERS TYPE	MAX QUANTITY OF TOOL HOLDERS PER TROLLEY
ISO 30 / VDI 30	38
ISO 40	38
ISO 45 / VDI 40	28
ISO 50	25
VDI 50	28
VDI 60	25
MORSE TAPER 2/3/4	38
MORSE TAPER 5	30
HSK A32-B40	48
HSK A40-B50	48
HSK A50-B63	30
HSK A63-B80	30
HSK A80-B100	20
HSK A100-B125	20
CAPTO C4 / C5 / C6	30



ORD. NO.	Dim. mm
D 93372 04	1500x750x840 h
Workstation with Multiplex worktop	
Load capacity: 800 kg. SUPPLIED UNASSEMBLED.	



100-S

ORD. NO.	Dim. mm
D 93374 04	1500x750x840 h
Workstation with Multiplex worktop and 1 drawer	
Load capacity: 800 kg. SUPPLIED UNASSEMBLED.	

ORD. NO.	Dim. mm
D 93373 04	2000x750x840 h
Workstation with Multiplex worktop	
Load capacity: 500 kg. SUPPLIED UNASSEMBLED.	

ORD. NO.	Dim. mm
D 93375 04	2000x750x840 h
Workstation with Multiplex worktop and 1 drawer	
Load capacity: 500 kg. SUPPLIED UNASSEMBLED.	



50-S
100-S
150-S

ORD. NO.	Dim. mm
D 93376 04	1500x750x840 h
Workstation with Multiplex worktop with 3 normal extension drawers	
Load capacity: 800 kg. SUPPLIED UNASSEMBLED.	

ORD. NO.	Dim. mm
D 93377 04	2000x750x840 h
Workstation with Multiplex worktop with 3 normal extension drawers	
Load capacity: 500 kg. SUPPLIED UNASSEMBLED.	



100-S
100-S
200-S
300-S

ORD. NO.	Dim. mm
D 93378 04	1500x750x840 h
Workstation with Multiplex worktop with 4 normal extension drawers	
Load capacity: 1500 kg. SUPPLIED UNASSEMBLED.	

ORD. NO.	Dim. mm
D 93379 04	2000x750x840 h
Workstation with Multiplex worktop with 4 normal extension drawers	
Load capacity: 800 kg. SUPPLIED UNASSEMBLED.	

AVAILABLE FROM STOCK

100-S



AVAILABLE FROM STOCK

50-S
100-S
150-S



AVAILABLE FROM STOCK

100-S
100-S
200-S
300-S




ORD. NO.	Dim. mm
D 93380 04	565x725x155 h
Cabinet with 1 normal extension drawer	

ORD. NO.	Dim. mm
D 93101 04	565x725x355 h
Cabinet with 3 normal extension drawers	

ORD. NO.	Dim. mm
D 93381 04	565x726x800 h
Cabinet with 4 normal extension drawers	

AVAILABLE FROM STOCK



AVAILABLE FROM STOCK



ORD. NO.	Dim. mm
D 93099 04	80x715x800 h
Steel bench leg	

ORD. NO.	Dim. mm
D 93304 00	1500x750x40 h
D 93305 00	2000x750x40 h
Multiplex worktop including pre-drilling and screws	





ORD. NO. WORKSTATION F BG M300 S1 04
Example of composition not available from stock

EXAMPLES OF COMPOSITION



AVAILABLE FROM STOCK



ORD. NO.	Dim. mm
D 93359 04	1031x705x855 h

Workstations with steel worktop.
Load capacity 1000 kg.
SUPPLIED ASSEMBLED.

AVAILABLE FROM STOCK



ORD. NO.	Dim. mm
D 93360 04	1507x705x855 h

Workstations with steel worktop.
Load capacity 1000 kg.
SUPPLIED ASSEMBLED.

AVAILABLE FROM STOCK



ORD. NO.	Dim. mm
D 93327 04	2007x705x855 h

Workstations with steel worktop.
Load capacity 1000 kg.
SUPPLIED ASSEMBLED.



LOAD CAPACITY 1000 KG
TOP THICKNESS 3 mm

AVAILABLE FROM STOCK



ORD. NO.	Dim. mm
D 93361 04	500x607x570 h

Cabinet with 3 drawers for steel workstations.

AVAILABLE FROM STOCK



ORD. NO.	Dim. mm
D 93362 04	500x607x570 h

Cabinet with 1 drawer and 1 door for steel workstations.

AVAILABLE FROM STOCK



ORD. NO.	Dim. mm
D 93330 04	500x607x210 h

Cabinet with 1 drawer for steel workstations.

DEPTH = 750 mm

RAL 5012
D 04



ORD. NO. WORKSTATION F BG M700 S1 04
Example of composition not available from stock

EXAMPLES OF COMPOSITION





ORD. NO.	Dim. mm
D 93348 04	1024x750x880 h
Workstation with Multiplex worktop.	
Load capacity 1000 kg.	
SUPPLIED ASSEMBLED.	



ORD. NO.	Dim. mm
D 93328 04	1500x750x880 h
Workstation with Multiplex worktop.	
Load capacity 1000 kg.	
SUPPLIED ASSEMBLED.	



ORD. NO.	Dim. mm
D 93329 04	2000x750x880 h
Workstation with Multiplex worktop.	
Load capacity 1000 kg.	
SUPPLIED ASSEMBLED.	



LOAD CAPACITY 1000 KG
TOP THICKNESS 30 mm



ORD. NO.	Dim. mm
D 93361 04	500x607x570 h
Cabinet with 3 drawers for steel workstations.	




ORD. NO.	Dim. mm
D 93362 04	500x607x570 h
Cabinet with 1 drawer and 1 door for steel workstations.	



ORD. NO.	Dim. mm
D 93330 04	500x607x210 h
Cabinet with 1 drawer for steel workstations.	

PERFORATED PANELS WITH WALL FIXING SET




AVAILABLE FROM STOCK

ORD. NO.	Dim. mm
D 93349 04	1000x850 h
D 93350 04	1500x850 h
D 93351 04	2000x850 h

Hole diameter 4 mm.

HOOKS FOR PERFORATED PANELS




AVAILABLE FROM STOCK

AVAILABLE FROM STOCK

ORD. NO.	Ref.	Length mm
D 93355 99	A	-
D 93356 99	B	50
D 93357 99	C	100
D 93358 99	D	150

Batch of 10 pieces.

SHELF FOR PERFORATED PANELS



AVAILABLE FROM STOCK

ORD. NO.	Dim. mm
D 93352 04	1000x140 h
D 93353 04	1500x140 h
D 93354 04	2000x140 h

AVAILABLE
FROM
STOCK



ORD. NO.	Dim. mm
D 93363 04	855x520x815 h

Trolley with 2 shelves, 4 wheels of standard rubber Ø 100 mm. Trolley load capacity: 300 kg.
SUPPLIED ASSEMBLED.

AVAILABLE
FROM
STOCK



ORD. NO.	Dim. mm
D 93364 04	855x520x815 h

Trolley with 3 shelves, 4 wheels of standard rubber Ø 100 mm. Trolley load capacity: 300 kg.
SUPPLIED ASSEMBLED.

AVAILABLE
FROM
STOCK



ORD. NO.	Dim. mm
D 93365 04	1080x635x815 h

Trolley with 2 shelves, 4 wheels of standard rubber Ø 125 mm. Trolley load capacity: 300 kg.
SUPPLIED ASSEMBLED.

AVAILABLE
FROM
STOCK



ORD. NO.	Dim. mm
D 93366 04	1080x635x815 h

Trolley with 3 shelves, 4 wheels of standard rubber Ø 125 mm. Trolley load capacity: 300 kg.
SUPPLIED ASSEMBLED.

AVAILABLE
FROM
STOCK



ORD. NO.	Dim. mm
D 93110 04	1135x700x915 h

Trolley with 1 shelf with 4 standard wheels Ø 125 mm
Trolley load capacity: 250 kg

DARK GREEN
D XF

GREY
D 01



ORD. NO. **Dim. mm**

D 93382 XF 160/140x95x75 h

Polypropylene storage container ecogreen size 1.
BATCH OF 50 PIECES.



ORD. NO. **Dim. mm**

D 93383 XF 230/200x140x130 h

Polypropylene storage container ecogreen size 2.
BATCH OF 54 PIECES.



ORD. NO. **Dim. mm**

D 93385 XF 350/300x200x145 h

Polypropylene storage container ecogreen size 3A2.
BATCH OF 21 PIECES.



ORD. NO. **Dim. mm**

D 93384 XF 350/300x200x200 h

Polypropylene storage container ecogreen size 3.
BATCH OF 15 PIECES.



ORD. NO. **Dim. mm**

D 93386 XF 500/450x300x200 h

Polypropylene storage container ecogreen size 4.
BATCH OF 10 PIECES.



ORD. NO. **Dim. mm**

D 93387 01 160/140x95x75 h

Polypropylene storage container ecogreen size 1.
BATCH OF 50 PIECES.



ORD. NO. **Dim. mm**

D 93388 01 230/200x140x130 h

Polypropylene storage container ecogreen size 2.
BATCH OF 54 PIECES.



ORD. NO. **Dim. mm**

D 93389 01 350/300x200x145 h

Polypropylene storage container ecogreen size 3A2.
BATCH OF 21 PIECES.



ORD. NO. **Dim. mm**

D 93390 01 350/300x200x200 h

Polypropylene storage container ecogreen size 3.
BATCH OF 15 PIECES.



ORD. NO. **Dim. mm**

D 93391 01 500/450x300x200 h

Polypropylene storage container ecogreen size 4.
BATCH OF 10 PIECES.



AVAILABLE
FROM
STOCK



ORD. NO.	Dim. mm
D 93202 01	350/300x200x200 h

Steel storage container size 3.
BATCH OF 10 PIECES.

AVAILABLE
FROM
STOCK



ORD. NO.	Dim. mm
D 93201 01	500/450x300x200 h

Steel storage container size 4.
BATCH OF 10 PIECES.

AVAILABLE
FROM
STOCK



ORD. NO.	Dim. mm
D 93200 01	700/630x450x300 h

Steel storage container size 5.
BATCH OF 5 PIECES.

AVAILABLE
FROM
STOCK



ORD. NO.	Dim. mm
D 93392 01	300x200x200 h

Steel stacking container size 3.
BATCH OF 10 PIECES.

AVAILABLE
FROM
STOCK



ORD. NO.	Dim. mm
D 93208 01	450x300x200 h

Steel stacking container size 4.
BATCH OF 10 PIECES.



CONTAINERS HOLDER

series **F LB - F AK**

GALVANIZED + RAL 7000 **RAL 5012**
 D 52 D 04

SMART - PERFORM

AVAILABLE FROM STOCK



ORD. NO.	Dim. mm
D 93263 52	1023x613x1430 h
Complete of 1 trolley with 90 grey containers size 1, 48 grey containers size 2.	
Trolley load capacity: 300 kg (150 kg per side)	

AVAILABLE FROM STOCK



ORD. NO.	Dim. mm
D 93232 04	700x270x1655 h
Cabinet with 12 shelves, 7 back plinths for containers, 42 grey containers size 1, 24 grey containers size 2. Cabinet load capacity: 500 kg	





ORD. NO. **Dim. mm**
D 93210 01 400x300x120 h
Polypropylene stacking container size 4312
BATCH OF 10 PCS.



ORD. NO. **Dim. mm**
D 93211 01 400x300x170 h
Polypropylene stacking container size 4317
BATCH OF 10 PCS.



ORD. NO. **Dim. mm**
D 93244 01 400x300x220 h
Polypropylene stacking container size 4322
BATCH OF 10 PCS.



ORD. NO. **Dim. mm**
D 93394 01 400x300x325 h
Polypropylene stacking container size 4332
BATCH OF 10 PCS.



ORD. NO. **Dim. mm**
D 93216 01 400x300
Polypropylene lid size 4300
BATCH OF 10 PCS.



ORD. NO. **Dim. mm**
D 93212 01 600x400x120 h
Polypropylene stacking container size 6412
BATCH OF 10 PCS.



ORD. NO. **Dim. mm**
D 93395 01 600x400x170 h
Polypropylene stacking container size 6417
BATCH OF 10 PCS.



ORD. NO. **Dim. mm**
D 93213 01 600x400x220 h
Polypropylene stacking container size 6422
BATCH OF 10 PCS.



ORD. NO. **Dim. mm**
D 93214 01 600x400x325 h
Polypropylene stacking container size 6432
BATCH OF 10 PCS.



ORD. NO. **Dim. mm**
D 93215 01 600x400
Polypropylene lid size 6400
BATCH OF 10 PCS.



■ The stacking containers with this symbol are made of completely recyclable plastic material

AVAILABLE
FROM
STOCKAVAILABLE
FROM
STOCKAVAILABLE
FROM
STOCK**ORD. NO.** **Dim. mm****D 93400 01** 1020x315x20 h

Dust cover for ord. no. D 93401 01.

ORD. NO. **Dim. mm****D 93401 01** 1025x310x885 hEmpty shelving unit for 16 stacking containers
ord. no. D 93384 XF - D 93390 01 (size 3).**ORD. NO.** **Dim. mm****D 93402 01** 1020x315x85 h


Base plinth for ord. no. D 93401 01.

AVAILABLE
FROM
STOCKAVAILABLE
FROM
STOCKAVAILABLE
FROM
STOCK**ORD. NO.** **Dim. mm****D 93403 01** 1765x465x20 h

Dust cover for ord. no. D 93404 01.

ORD. NO. **Dim. mm****D 93404 01** 1765x460x885 hEmpty shelving unit for 20 stacking containers
ord. no. D 93386 XF - D 93391 01 (size 4).**ORD. NO.** **Dim. mm****D 93405 01** 1765x465x85 h

Base plinth for ord. no. D 93404 01.



DEPTH = 400/500 mm



GALVANIZED+RAL 7035
D 55



GALVAN.
D 99



RAL 7035
D 08




ORD. NO.	Dim. mm
D 93332 99	2100x400x2000 h
D 93332 55	2100x400x2000 h
D 93315 99	2100x500x2000 h
D 93315 55	2100x500x2000 h

Shelving system with 10 shelves.
Shelf load capacity 300 kg.



ORD. NO.	Colour	Dim. mm
D 93399 99	galvanized	1000x400
D 93399 08	ral 7035	1000x400
D 93319 99	galvanized	1000x500
D 93319 08	ral 7035	1000x500

Shelf with strengthening bar and load label.
Load capacity 300 kg. PACKAGE Q.TY: 5 PCS.



ORD. NO.	Colour	Dim. mm
D 93148 99	galvanized	400x2000 h
D 93148 55	galvanized +ral 7035	400x2000 h
D 93149 99	galvanized	500x2000 h
D 93149 55	galvanized +ral 7035	500x2000 h

Unassembled upright frame with foot plate.



ORD. NO.	Colour
D 93147 99	galvanized

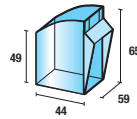
Galvanised rear cross bracing.
EVERY 3 BAYS IT IS COMPULSORY TO USE ONE CROSS BRACING.

WIDTH = 600 mm

CONTAINERS
GREY D 01

COMPARTMENTS
TRANSPARENT D 96

AVAILABLE
FROM
STOCK

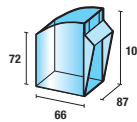


ORD. NO. Dim. mm

D 93231 01 600x69x77 h

Container with 9 compartments

AVAILABLE
FROM
STOCK

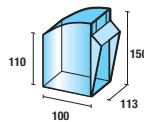


ORD. NO. Dim. mm

D 93230 01 600x98x112 h

Container with 6 compartments

AVAILABLE
FROM
STOCK

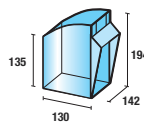


ORD. NO. Dim. mm

D 93229 01 600x141x164 h

Container with 5 compartments

AVAILABLE
FROM
STOCK

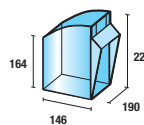


ORD. NO. Dim. mm

D 93228 01 600x174x206 h

Container with 4 compartments

AVAILABLE
FROM
STOCK

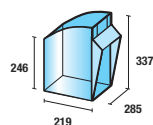


ORD. NO. Dim. mm

D 93227 01 600x209x240 h

Container with 3 compartments

AVAILABLE
FROM
STOCK



ORD. NO. Dim. mm


D 93226 01 600x311x353 h

Container with 2 compartments

WIDTH = 600 mm DEPTH = 41 mm

RAL 7000
D 01


AVAILABLE
FROM
STOCK



ORD. NO. **Dim. mm**
D 93235 01 600x41x1500 h

Empty wall shelving for practiboxes
Made from painted steel sheet

AVAILABLE
FROM
STOCK



ORD. NO. **Dim. mm**
D 93234 01 600x41x1750 h

Empty wall shelving for practiboxes
Made from painted steel sheet

AVAILABLE
FROM
STOCK



ORD. NO. **Dim. mm**
D 93233 01 600x41x1950 h

Empty wall shelving for practiboxes
Made from painted steel sheet

AVAILABLE
FROM
STOCK



ORD. NO. **Dim. mm**
D 93323 01 600x224x1540 h

Wall shelving with 11 practiboxes


AVAILABLE
FROM
STOCK



ORD. NO. **Dim. mm**
D 93322 01 600x224x1750 h

Wall shelving with 12 practiboxes

AVAILABLE
FROM
STOCK



ORD. NO. **Dim. mm**
D 93321 01 600x326x1989 h

Wall shelving with 10 practiboxes



ORD. NO.

Dim. mm

D 93398 52

725x613x1430 h

Complete of 1 trolley, 4 containers with 9 compartments, 6 containers with 6 compartments, 4 containers with 5 compartments, 2 containers with 4 compartments, 2 containers with 3 compartments.

Trolley load capacity: 300 kg (150 kg per side).







UNIMOD

FLEXA

STANDARD

PERFOM


NC

WORK



GALVANIZED ± RAL 7000
+ RAL 7035 F. 56

LENGTH = 4507 mm DEPTH = 1500 mm



ORD. NO. **Dim. mm**

F LD 0001 01 56 4507x1500x2220 h

Complete with: shelves, footrest, containers, boxes, perforated panels, supports with aluminium tracks, cabinets with wheels, mobile workstations, swivel arm with two joints, roller shutter cabinet, chairs, trolley series SMART.

Not included: pneumatic systems, electrical systems, lamps, hooks, tools and electrical tools.



LENGTH = 1067 mm DEPTH = 722 mm

GALVANIZED + RAL 7000
+ RAL 7035 F.56



■ Worktop adjustable in height from 797 mm to 911 mm

ORD. NO. **Dim. mm**

F LD 0001 03 56 1067x722x2220 h

Complete with: shelves, footrest, containers, boxes, perforated panels, supports with aluminium tracks, swivel arm with two joints, chair

Not included: pneumatic systems, electrical systems, lamps, tools and electrical tools

Worktop dim. mm: 985x600x30 h

■ Worktop adjustable in height from 797 mm to 911 mm



ORD. NO. **Dim. mm**

F LD 0001 04 56 1067x722x1285 h

Complete with: footrest, containers, perforated panels, chairs.

Not included: electrical systems and lamp.

Worktop dim. mm: 985x600x30 h



GALVANIZED ± RAL 7000
+ RAL 7035 F. 56



- Worktop adjustable in height from 797 mm to 911 mm

ORD. NO.	Dim. mm
F LD 0001 06 56	2052x722x1817 h

Complete with: shelves, footrest, perforated panels, chair, cabinet with wheels

Not included: electrical systems, lamps, tools, hooks and electrical tools

Worktop dim. mm: 1970x600x30 h



- Worktop adjustable in height from 797 mm to 911 mm

ORD. NO.	Dim. mm
F LD 0001 05 56	1552x722x1817 h

Complete with: shelves, footrest, perforated panels, chair

Not included: electrical systems, lamps, tools, hooks and electrical tools

Worktop dim. mm: 1470x600x30 h

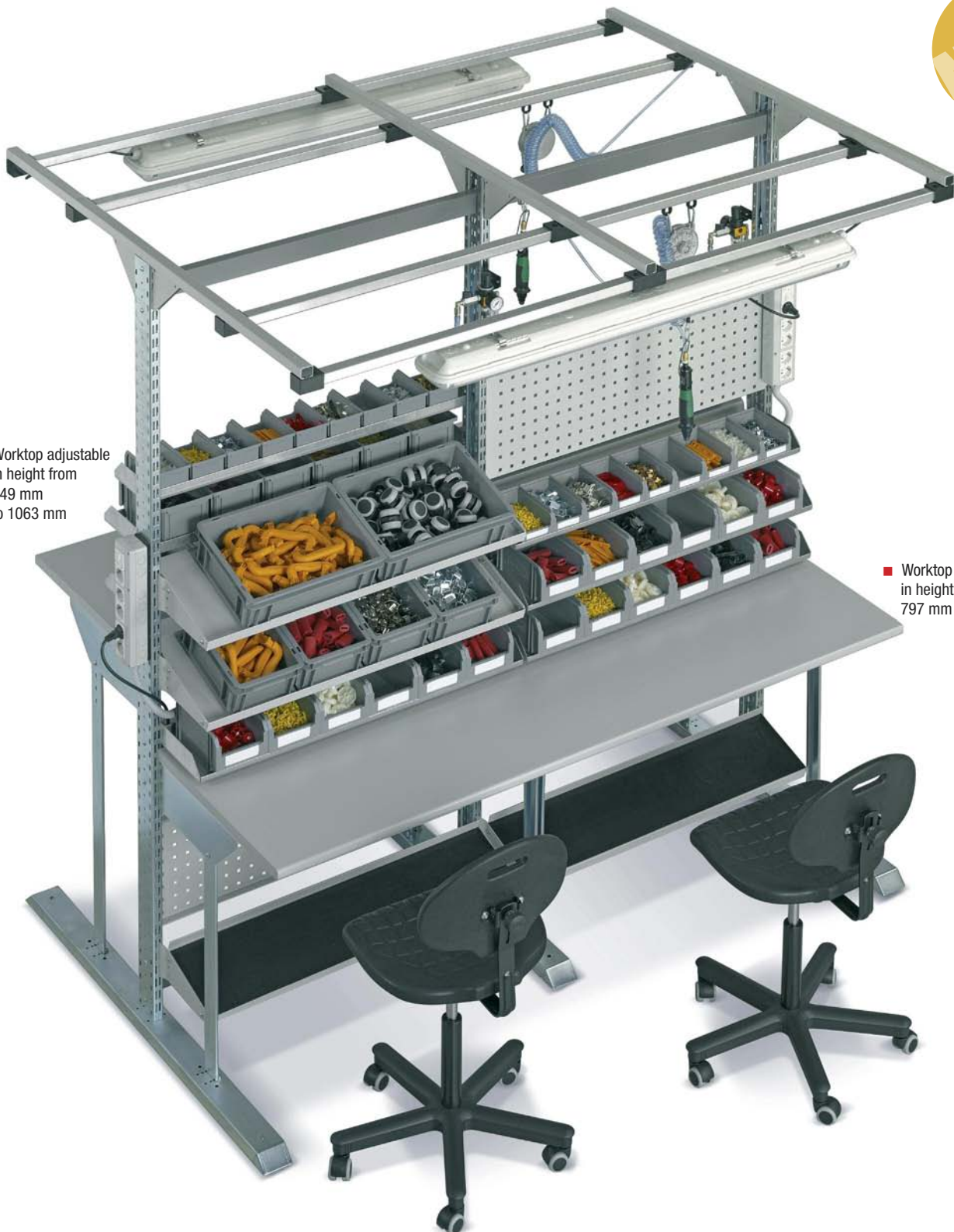
LENGTH = 2052 mm DEPTH = 1500 mm

GALVANIZED + RAL 7000
+ RAL 7035 F. 56



■ Worktop adjustable
in height from
949 mm
to 1063 mm

■ Worktop adjustable
in height from
797 mm to 911 mm



ORD. NO.	Dim. mm
F LD 0001 02 56	2052x1500x2220 h

Complete with: shelves, footrest, containers, boxes, perforated panels, supports with aluminium track, chairs

Not included: pneumatic systems, electrical systems, lamps, tools and electrical tools

Worktop dim. mm: 1970x600x30 h



■ Worktop adjustable

ORD. NO.	Dim. mm
F LE 0001 06 55	2052x722x2220 h

Complete with: shelves, containers, boxes, perforated panels, supports with aluminium tracks, drawer cabinet

Not included: pneumatic systems, electrical systems, lamp, tools and electrical tools

Worktop dim. mm: 1970x600x30 h

LENGTH = 1735 mm DEPTH = 722 mm

GALVANIZED + RAL 7000
+ RAL 7035 F.56

NEW



■ Worktop adjustable

ORD. NO.	Dim. mm
F LE 0001 04 55	1735x722x2220 h

Complete with: drawer cabinet, computer holding frame, swivel arms with two joints, chair

Not included: electrical systems, lamps, hooks, tools and electrical tools

Worktop dim. mm: 1470x600x30 h



GALVANIZED + RAL 7035
+ RAL 7000 F. 56

LENGTH = 1552/2052 mm

DEPTH = 820 mm



■ Worktop adjustable
in height from
797 mm to 911 mm



ORD. NO. ① Dim. mm

F LD D125 01 56 1552x820x1285 h

Complete with: 1 shelf 320 mm, 2 perforated panels,
1 worktop

Worktop dim. mm: 1470x700x30 h

Worktop load capacity: 50 kg




② FOOTREST WITH RUBBER

ORD. NO. F BL 7795 01 99

Dim. mm 220x1440 (A=1470)



■ Worktop adjustable
in height from
797 mm to 911 mm



ORD. NO. ⑦ Dim. mm

F LD R123 01 56 2052x820x1285 h

Complete with: 2 shelves 320 mm, 4 perforated panels,
1 worktop

Worktop dim. mm: 1970x700x30 h

Worktop load capacity: 100 kg



⑧ FOOTREST WITH RUBBER

ORD. NO. F BL 7750 01 99

Dim. mm 220x955 (A=985)

RACEWAYS WITH WIRED SOCKETS + THERMOMAGNETIC SWITCH



ORD. NO.	Dim. mm
F BL 9450 00 99	42x22x80 h
Pair of supports for fixing to front raceway	
Standard colour:	GALVANIZED F.99



ORD. NO.	Dim. mm
F BL 7461 00 08	70x60x70 h
Multipurpose support	
Standard colour:	RAL 7035 F.08

ORD. NO. ③	ORD. NO. ⑨	D	F	GB	I	CH	IL
F BL 9260 10 08	F BL 9310 10 08	9	-	-	-	-	-
F BL 9260 20 08	F BL 9310 20 08	-	9	-	-	-	-
F BL 9260 25 08	F BL 9310 25 08	4	5	-	-	-	-
F BL 9260 30 08	F BL 9310 30 08	-	-	6	-	-	-
F BL 9260 35 08	F BL 9310 35 08	4	-	3	-	-	-
F BL 9260 40 08	F BL 9310 40 08	-	-	-	9	-	-
F BL 9260 45 08	F BL 9310 45 08	4	-	-	5	-	-
F BL 9260 50 08	F BL 9310 50 08	-	-	-	-	9	-
F BL 9260 55 08	F BL 9310 55 08	4	-	-	-	5	-
F BL 9260 70 08	F BL 9310 70 08	-	-	-	-	-	9
F BL 9260 75 08	F BL 9310 75 08	4	-	-	-	-	5

Dim. mm: 1420x60x85 h Dim. mm 1920x60x85 h **Standard colour:** RAL 7035 F.08



ORD. NO. ④	Dim. mm
F BL 9980 00 08	910x90x105 h
Waldmann swivel lamp with three joints 1x36 W IP 20. Complete with multipurpose support	
Standard colour:	RAL 7035 F.08



ORD. NO. ⑤	Dim. mm
F DA D550 04 08	428x675x790 h
Cabinet with 5 full extension drawers Standard rubber wheels Ø 100 mm Cabinet load capacity: 170 kg. CENTRAL LOCK	



ORD. NO. ⑤	Dim. mm
F DA D550 06 08	428x675x790 h
Cabinet with 1 full extension drawer, 1 retractable shelf 100%. Standard rubber wheels Ø 100 mm. Cabinet load capacity: 170 kg CENTRAL LOCK	



ORD. NO. ⑥	Dim. mm
F QZ 2211 00 07	
Adjustable in height using a gas pump Height: from 495 to 670 mm	
Standard colour:	RAL 9011 F.07



ORD. NO. ⑤	Dim. mm
F DB B550 02 08	564x675x820 h
Cabinet with 4 full extension drawers Standard rubber wheels Ø 125 mm Cabinet load capacity: 235 kg. CENTRAL LOCK	



ORD. NO. ⑤	Dim. mm
F DB B550 03 08	564x675x820 h
Cabinet with 5 full extension drawers Standard rubber wheels Ø 125 mm Cabinet load capacity: 235 kg. CENTRAL LOCK	



GALVANIZED ± RAL 7000
+ RAL 7035 F. 56

LENGTH = 1552/2052 mm DEPTH = 820 mm



■ Worktop adjustable in height from 723 mm to 1141 mm



ORD. NO. ① Dim. mm

F LE D125 01 55 1552x820x1285 h

Complete with: 1 shelf 320 mm, 2 perforated panels, 1 worktop

Worktop dim. mm: 1470x700x30 h

Worktop load capacity: 200 kg




PAIR OF SUPPORTS

ORD. NO. **F BL 4600 00 08**

Pair of supports for FLEXA series cabinets
For DYNAMIC series workstations only



■ Worktop adjustable in height from 723 mm to 1141 mm



ORD. NO. ⑦ Dim. mm

F LE R123 01 55 2052x820x1285 h

Complete with: 2 shelves 320 mm, 4 perforated panels, 1 worktop

Worktop dim. mm: 1970x700x30 h

Worktop load capacity: 300 kg



PAIR OF SUPPORTS

ORD. NO. **F BL 4600 00 08**

Pair of supports for FLEXA series cabinets
For DYNAMIC series workstations only

RACEWAYS WITH WIRED SOCKETS + THERMOMAGNETIC SWITCH



ORD. NO.	Dim. mm
F BL 9450 00 99	42x22x80 h
Pair of supports for fixing to front raceway	
Standard colour:	GALVANIZED F.99




ORD. NO.	Dim. mm
F BL 7461 00 08	70x60x70 h
Multipurpose support	
Standard colour:	RAL 7035 F.08

ORD. NO. ③	ORD. NO. ⑨	D	F	GB	I	CH	IL
F BL 9260 10 08	F BL 9310 10 08	9	-	-	-	-	-
F BL 9260 20 08	F BL 9310 20 08	-	9	-	-	-	-
F BL 9260 25 08	F BL 9310 25 08	4	5	-	-	-	-
F BL 9260 30 08	F BL 9310 30 08	-	-	6	-	-	-
F BL 9260 35 08	F BL 9310 35 08	4	-	3	-	-	-
F BL 9260 40 08	F BL 9310 40 08	-	-	-	9	-	-
F BL 9260 45 08	F BL 9310 45 08	4	-	-	5	-	-
F BL 9260 50 08	F BL 9310 50 08	-	-	-	-	9	-
F BL 9260 55 08	F BL 9310 55 08	4	-	-	-	5	-
F BL 9260 70 08	F BL 9310 70 08	-	-	-	-	-	9
F BL 9260 75 08	F BL 9310 75 08	4	-	-	-	-	5

Dim. mm: 1420x60x85 h Dim. mm 1920x60x85 h **Standard colour:** RAL 7035 F.08



ORD. NO. ④	Dim. mm
F BL 9980 00 08	910x90x105 h
Waldmann swivel lamp with three joints 1x36 W IP 20. Complete with multipurpose support	
Standard colour:	RAL 7035 F.08



ORD. NO. ⑤	Dim. mm
F DA 1050 52 08	428x600x600 h
Cabinet with 4 full extension drawers CENTRAL LOCK	



ORD. NO. ⑤	Dim. mm
F DZ 1050 54 08	428x600x600 h
Cabinet with 1 full extension drawer. 1 retractable shelf 100% SIDE LOCK	



ORD. NO. ⑥	Dim. mm
F QZ 2211 00 07	
Adjustable in height using a gas pump Height: from 495 to 670 mm	
Standard colour:	RAL 9011 F.07



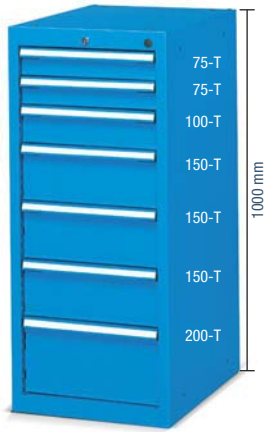
ORD. NO. ⑤	Dim. mm
F DB 1050 53 08	564x600x600 h
Cabinet with 5 full extension drawers CENTRAL LOCK	



ORD. NO. ⑤	Dim. mm
F DB 1050 56 08	564x600x600 h
Cabinet with 3 full extension drawers, 1 differential circuit breaker, 5 Schuko sockets, 1 pneumatic hose (fast coupling not included) CENTRAL LOCK	

■ PE = full extension retractable shelf (100%)
■ Drawers load capacity: 50-70 kg

■ T = full extension (100%)
■ Retractable shelf load capacity: 70 kg




ORD. NO. **Dim. mm**
F DA 1090 51 04 428x600x1000 h
 Cabinet with 7 full extension drawers
 CENTRAL LOCK




ORD. NO. **Dim. mm**
F DA 9150 01 07 428x600x20 h
 TOP WITH 3 EDGES WITH OIL-RESISTANT RUBBER MAT
 BLACK
 F.....07




ORD. NO. **Dim. mm**
F UZ 3100 13 07 429x600x31,5 h
 MDF TOP WITH OIL-RESISTANT RUBBER COVERING
 AND 2 SIDE PROFILES FOR SINGLE CABINET
 BLACK
 F.....07




ORD. NO. **For front heights**
F FH 8205 02 00 50-300
 Set including:
 3 Troughs 4 grooves
 3 Troughs 3 grooves
 16 Plain partitions 36 mm
 7 Plain partitions 47 mm




ORD. NO. **For front heights**
F FH 8205 17 00 50
F FH 8207 17 00 75
 Set including:
 4 Plastic boxes 75x75 mm
 6 Plastic boxes 150x75 mm
 2 Plastic boxes 150x150 mm




ORD. NO. **For front heights**
F FH 8205 18 00 50
F FH 8207 18 00 75
F FH 8210 18 00 100-125
 Set including:
 4 Plastic boxes 150x75 mm
 4 Plastic boxes 150x150 mm



ORD. NO. **For front heights**
F FH 8205 03 00 50-300
 Set including:
 3 Troughs 3 grooves
 3 Troughs 2 grooves
 15 Plain partitions 47 mm
 8 Plain partitions 73 mm




ORD. NO. **For front heights**
F FH 8205 08 00 50
F FH 8207 08 00 75
F FH 8210 08 00 100-125
 Set including:
 2 Slotted partitions 455 mm
 1 Plain partition 132 mm
 1 Plain partition 98 mm
 1 Plain partition 81 mm




ORD. NO. **For front heights**
F FH 8205 09 00 50
F FH 8207 09 00 75
F FH 8210 09 00 100-125
F FH 8215 09 00 150-175
 Set including:
 2 Slotted partitions 455 mm
 3 Plain partitions 115 mm
 4 Plain partitions 98 mm




ORD. NO. **Dim. mm**
F DZ 1020 52 04 428x600x300 h
 Cabinet with 2 full extension drawers
 SIDE LOCK



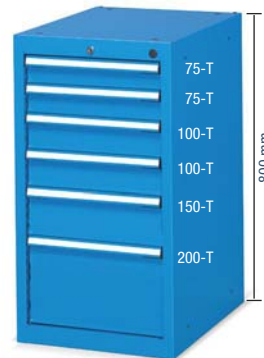
ORD. NO. **Dim. mm**
F DZ 1030 52 04 428x600x400 h
 Cabinet with 3 full extension drawers
 SIDE LOCK




ORD. NO. **Dim. mm**
F DA 1050 55 04 428x600x600 h
 Cabinet with 1 adjustable shelf,
 1 retractable shelf 100%



ORD. NO. **Dim. mm**
F DA 1060 56 04 428x600x700 h
 Cabinet with 5 full extension drawers
 CENTRAL LOCK



ORD. NO. **Dim. mm**
F DA 1070 53 04 428x600x800 h
 Cabinet with 6 full extension drawers
 CENTRAL LOCK



ORD. NO. **Dim. mm**
F DZ 1070 55 04 428x600x800 h
 Cabinet with 2 full extension drawers
 1 adjustable shelf, 1 retractable shelf 100%
 SIDE LOCK



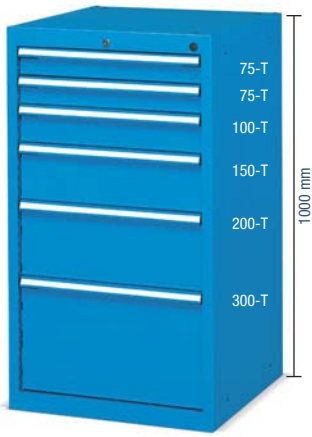
ORD. NO. **Dim. mm**
F DA D550 03 04 428x675x790 h
 Cabinet with 4 full extension drawers,
 Ø 100 mm standard rubber wheels
 Cabinet load capacity: 170 kg
 CENTRAL LOCK



ORD. NO. **Dim. mm**
F DA D560 03 04 428x675x890 h
 Cabinet with 5 full extension drawers,
 Ø 100 mm standard rubber wheels
 Cabinet load capacity: 170 kg
 CENTRAL LOCK



ORD.NO. F DA ZA01 00 50
 Dim. mm 1576x600x1030 h. Ral 7035+5012.
 Example including: 5 cabinets with drawers, doors,
 adjustable shelves, retractable shelves, MDF tops with
 rubber covering. Tools excluded.




ORD. NO.	Dim. mm
F DB 1090 51 04	564x600x1000 h
Cabinet with 6 full extension drawers CENTRAL LOCK	




ORD. NO.	Dim. mm
F DB 9150 01 07	564x600x20 h
TOP WITH 3 EDGES WITH OIL-RESISTANT RUBBER MAT	
BLACK F.....07	




ORD. NO.	Dim. mm
F UZ 3120 13 07	565x600x31,5 h
MDF TOP WITH OIL-RESISTANT RUBBER COVERING AND 2 SIDE PROFILES FOR SINGLE CABINET	
BLACK F.....07	




ORD. NO.	For front heights
F FH 8405 02 00	50-300
Set including:	
3 Troughs	4 grooves
6 Troughs	3 grooves
16 Plain partitions	36 mm
7 Plain partitions	47 mm




ORD. NO.	For front heights
F FH 8405 17 00	50
F FH 8407 17 00	75
Set including:	
8 Plastic boxes	75x75 mm
6 Plastic boxes	150x75 mm
4 Plastic boxes	150x150 mm




ORD. NO.	For front heights
F FH 8405 18 00	50
F FH 8407 18 00	75
F FH 8410 18 00	100-125
Set including:	
6 Plastic boxes	150x75 mm
6 Plastic boxes	150x150 mm



ORD. NO.	For front heights
F FH 8405 03 00	50-300
Set including:	
3 Troughs	3 grooves
6 Troughs	2 grooves
15 Plain partitions	47 mm
8 Plain partitions	73 mm



ORD. NO.	For front heights
F FH 8405 08 00	50
F FH 8407 08 00	75
F FH 8410 08 00	100-125
F FH 8415 08 00	150-175
F FH 8420 08 00	200-250
F FH 8430 08 00	300
Set including:	
2 Slotted partitions	455 mm
3 Plain partitions	149 mm



ORD. NO.	For front heights
F FH 8405 09 00	50
F FH 8407 09 00	75
F FH 8410 09 00	100-125
F FH 8415 09 00	150-175
F FH 8420 09 00	200-250
Set including:	
2 Slotted partitions	455 mm
7 Plain partitions	149 mm



ORD. NO. **Dim. mm**

F DC 1020 52 04 564x600x300 h

Cabinet with 2 full extension drawers
SIDE LOCK



ORD. NO. **Dim. mm**

F DC 1030 53 04 564x600x400 h

Cabinet with 3 full extension drawers
SIDE LOCK



ORD. NO. **Dim. mm**

F DB 1050 55 04 564x600x600 h

Cabinet with 3 full extension drawers,
1 differential circuit breaker, 1 Schuko socket,
1 CEE 220-250V socket, 1 CEE 380V socket
CENTRAL LOCK
CABLED ELECTRIC SYSTEM



ORD. NO. **Dim. mm**

F DB 1060 51 04 564x600x700 h


Cabinet with 4 full extension drawers
CENTRAL LOCK



ORD. NO. **Dim. mm**

F DB 1070 51 04 564x600x800 h

Cabinet with 5 full extension drawers
CENTRAL LOCK



ORD. NO. **Dim. mm**

F DC 1070 57 04 564x600x800 h

Cabinet with 2 full extension drawers,
1 adjustable shelf, 1 retractable shelf 100%
SIDE LOCK



ORD. NO. **Dim. mm**

F DB B550 02 04 564x675x820 h

Cabinet with 4 full extension drawers
Ø 125 mm standard rubber wheels
Cabinet load capacity: 235 kg
CENTRAL LOCK



ORD. NO. **Dim. mm**

F DB B560 02 04 564x675x920 h

Cabinet with 5 full extension drawers
Ø 125 mm standard rubber wheels
Cabinet load capacity: 235 kg
CENTRAL LOCK



ORD. NO. **Dim. mm**

F DB B575 01 04 564x675x1070 h

Cabinet with 5 full extension drawers
Ø 125 mm standard rubber wheels
Cabinet load capacity: 235 kg
CENTRAL LOCK



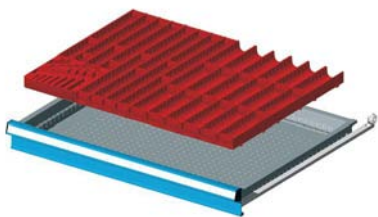
ORD. NO.	Dim. mm
F DF 1090 54 04	717x600x1000 h
Cabinet with 7 full extension drawers CENTRAL LOCK	




ORD. NO.	Dim. mm
F DF 9940 01 07	717x600x22 h
TOP WITH 4 EDGES WITH OIL-RESISTANT RUBBER MAT	
BLACK F.....07	



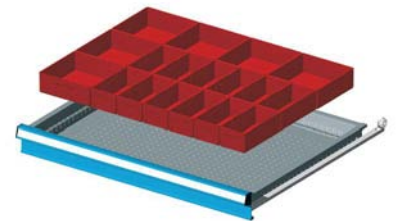
ORD. NO.	Dim. mm
F UZ 3130 13 07	718x600x31,5 h
MDF TOP WITH OIL-RESISTANT RUBBER COVERING AND 2 SIDE PROFILES FOR SINGLE CABINET	
BLACK F.....07	



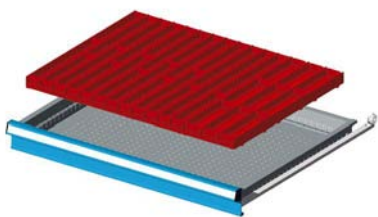
ORD. NO.	For front heights
F FH 1005 15 00	50-300
Set including:	
5 Troughs	4 grooves
20 Plain partitions	36 mm
6 Troughs	3 grooves
20 Plain partitions	47 mm
1 Allen key tray	150x150 mm




ORD. NO.	For front heights
F FH 1005 09 00	50
F FH 1007 09 00	75
F FH 1010 09 00	100-125
Set including:	
12 Plastic boxes	150x150 mm




ORD. NO.	For front heights
F FH 1005 16 00	50
F FH 1007 16 00	75
F FH 1010 16 00	100-125
Set including:	
12 Plastic boxes	150x75 mm
6 Plastic boxes	150x150 mm



ORD. NO.	For front heights
F FH 1005 10 00	50-300
Set including:	
9 Troughs	4 grooves
36 Plain partitions	36 mm
3 Troughs	3 grooves
12 Plain partitions	47 mm



ORD. NO.	For front heights
F FH 1005 03 00	50
F FH 1007 03 00	75
F FH 1010 03 00	100-125
F FH 1015 03 00	150-175
F FH 1020 03 00	200-250
Set including:	
3 Slotted partitions	455 mm
8 Plain partitions	149 mm




ORD. NO.	For front heights
F FH 1005 05 00	50
F FH 1007 05 00	75
F FH 1010 05 00	100-125
F FH 1015 05 00	150-175
F FH 1020 05 00	200-250
F FH 1030 05 00	300
Set including:	
2 Slotted partitions	455 mm
3 Plain partitions	200 mm




ORD. NO. **Dim. mm**
F DG 1030 53 04 717x600x400 h

Cabinet with 3 full extension drawers
 SIDE LOCK



ORD. NO. **Dim. mm**
F DF 1050 57 04 717x600x600 h

Cabinet with 2 full extension drawers,
 1 adjustable shelf, 1 flap door.
 CENTRAL LOCK



ORD. NO. **Dim. mm**
F DF 1060 57 04 717x600x700 h

Cabinet with 1 adjustable shelf,
 1 retractable shelf 100%



ORD. NO. **Dim. mm**
F DF 1070 52 04 717x600x800 h

Cabinet with 5 full extension drawers
 CENTRAL LOCK




ORD. NO. **Dim. mm**
F DF 1070 54 04 717x600x800 h

Cabinet with 4 full extension drawers,
 1 adjustable shelf, 1 flap door
 CENTRAL LOCK

FLAP DOOR



■ The door can be closed by the edge of the lower drawer handle (ref. Y)



■ Detail of the 4 Practibox drawer units fixed on the left-hand side of the cabinet.



ORD. NO. **Dim. mm**
F DF B560 02 04 792x600x920 h

Cabinet with 5 full extension drawers
 Ø 125 mm standard rubber wheels
 Cabinet load capacity: 225 kg
 CENTRAL LOCK



ORD. NO. **Dim. mm**
F DF B560 05 04 792x600x920 h

Cabinet with 3 full extension drawers
 Ø 125 mm standard rubber wheels, 1 flap door,
 1 adjustable shelf. Cabinet load capacity: 225 kg.
 CENTRAL LOCK



ORD. NO. **Dim. mm**
F DF B561 01 04 1072x600x885 h

Cabinet with 5 full extension drawers, 4 practibox drawer unit
 ORD. NO. F PG 2071 01 01, Ø 125 mm standard rubber wheels.
 Cabinet load capacity: 225 kg. CENTRAL LOCK.
Multiplex worktop dim. mm 860x600x25 h.



ORD. NO.	Dim. mm
F DL 9150 01 07	1023x600x20 h

TOP WITH 3 EDGES WITH OIL-RESISTANT RUBBER MAT

BLACK
F.....07



ORD. NO.	Dim. mm
F UZ 3140 13 07	1024x600x31,5 h

MDF TOP WITH OIL-RESISTANT RUBBER COVERING AND 2 SIDE PROFILES FOR SINGLE CABINET

BLACK
F.....07

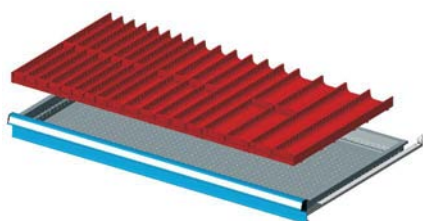
ORD. NO.	Dim. mm
F DL 1090 54 04	1023x600x1000 h

Cabinet with 7 full extension drawers
CENTRAL LOCK

ORD. NO.	Dim. mm
F UZ 3140 13 07	1024x600x31,5 h

MDF TOP WITH OIL-RESISTANT RUBBER COVERING AND 2 SIDE PROFILES FOR SINGLE CABINET

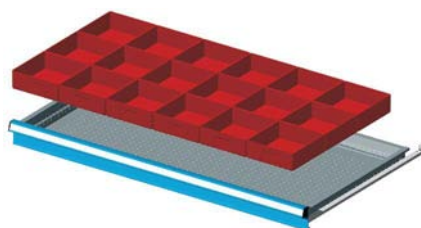
BLACK
F.....07



ORD. NO.	For front heights
F FH 4005 12 00	50-300

Set including:

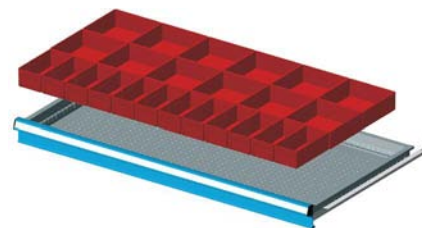
6 Troughs	4 grooves
15 Plain partitions	36 mm
6 Troughs	3 grooves
10 Plain partitions	47 mm
6 Troughs	2 grooves
6 Plain partitions	73 mm



ORD. NO.	For front heights
F FH 4005 11 00	50
F FH 4007 11 00	75
F FH 4010 11 00	100-125

Set including:

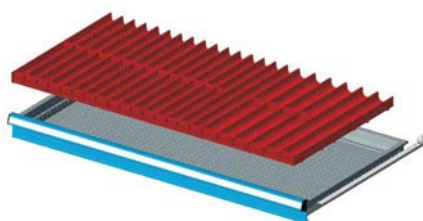
18 Plastic boxes	150x150 mm
------------------	------------



ORD. NO.	For front heights
F FH 4005 13 00	50
F FH 4007 13 00	75
F FH 4010 13 00	100-125

Set including:


12 Plastic boxes	150x75 mm
12 Plastic boxes	150x150 mm



ORD. NO.	For front heights
F FH 4005 15 00	50-300

Set including:


12 Troughs	4 grooves
30 Plain partitions	36 mm
6 Troughs	3 grooves
10 Plain partitions	47 mm



ORD. NO.	For front heights
F FH 4005 03 00	50
F FH 4007 03 00	75
F FH 4010 03 00	100-125
F FH 4015 03 00	150-175
F FH 4020 03 00	200-250

Set including:

5 Slotted partitions	455 mm
12 Plain partitions	149 mm



ORD. NO.	For front heights
F FH 4005 05 00	50
F FH 4007 05 00	75
F FH 4010 05 00	100-125
F FH 4015 05 00	150-175
F FH 4020 05 00	200-250

Set including:

4 Slotted partitions	455 mm
2 Plain partitions	149 mm
3 Plain partitions	200 mm



ORD. NO. **Dim. mm**
F DL 1030 54 04 1023x600x400 h
 Cabinet with 3 full extension drawers
 CENTRAL LOCK



ORD. NO. **Dim. mm**
F DL 1060 52 04 1023x600x700 h
 Cabinet with 5 full extension drawers
 CENTRAL LOCK



ORD. NO. **Dim. mm**
F DL 1090 52 04 1023x600x1000 h
 Cabinet with 6 full extension drawers
 CENTRAL LOCK




ORD. NO. **Dim. mm**
F DL 1070 52 04 1023x600x800 h
 Cabinet with 5 full extension drawers
 CENTRAL LOCK



ORD. NO. **Dim. mm**
F DL 1090 55 04 1023x600x1000 h
 Cabinet with 8 full extension drawers
 CENTRAL LOCK



ORD. NO. F DL 1070 54 FN
 Cabinet dim. mm 1023x600x960 h. Ral 3020 + 9011.
 Complete with 8 drawers, 1 pair of plinths
 1 covering MDF top with rubber.
 Tools and partitioning material excluded.




ORD. NO.	Dim. mm
F DD 1090 52 04	564x726x1000 h
Cabinet with 6 normal extension drawers CENTRAL LOCK	




ORD. NO.	Dim. mm
F DD 9150 01 07	564x726x20 h
TOP WITH 3 EDGES WITH OIL-RESISTANT RUBBER MAT	
BLACK F.....07	




ORD. NO.	Dim. mm
F UZ 3200 13 07	565x726x31,5 h
MDF TOP WITH OIL-RESISTANT RUBBER COVERING AND 2 SIDE PROFILES FOR SINGLE CABINET	
BLACK F.....07	




ORD. NO.	For front heights
F FH 8605 01 00	50-300
Set including:	
12 Troughs	4 grooves
50 Plain partitions	36 mm



ORD. NO.	For front heights
F FH 8605 17 00	50
F FH 8607 17 00	75
Set including:	
16 Plastic boxes	75x75 mm
8 Plastic boxes	150x75 mm
4 Plastic boxes	150x150 mm




ORD. NO.	For front heights
F FH 8605 18 00	50
F FH 8607 18 00	75
F FH 8610 18 00	100-125
Set including:	
12 Plastic boxes	150x75 mm
6 Plastic boxes	150x150 mm



ORD. NO.	For front heights
F FH 8605 06 00	50-300
Set including:	
12 Troughs	3 grooves
27 Plain partitions	47 mm




ORD. NO.	For front heights
F FH 8605 07 00	50
F FH 8607 07 00	75
F FH 8610 07 00	100-125
F FH 8615 07 00	150-175
F FH 8620 07 00	200-250
F FH 8630 07 00	300
Set including:	
1 Slotted partitions	610 mm
1 Plain partition	200 mm
1 Plain partition	251 mm



ORD. NO.	For front heights
F FH 8605 08 00	50
F FH 8607 08 00	75
F FH 8610 08 00	100-125
F FH 8615 08 00	150-175
F FH 8620 08 00	200-250
F FH 8630 08 00	300
Set including:	
2 Slotted partitions	610 mm
3 Plain partitions	149 mm




ORD. NO. **Dim. mm**
F DD 1020 52 04 **564x726x283 h**
 Cabinet with 2 normal extension drawers
 CENTRAL LOCK



ORD. NO. **Dim. mm**
F DD 1030 52 04 **564x726x383 h**
 Cabinet with 3 normal extension drawers
 CENTRAL LOCK




ORD. NO. **Dim. mm**
F DD 1050 52 04 **564x726x600 h**
 Cabinet with 4 normal extension drawers
 CENTRAL LOCK



ORD. NO. **Dim. mm**
F DD 1160 51 04 **564x726x700 h**
 Cabinet with 2 normal extension drawers,
 1 normal retractable shelf 87%
 CENTRAL LOCK




ORD. NO. **Dim. mm**
F DD 1070 51 04 **564x726x800 h**
 Cabinet with 5 normal extension drawers
 CENTRAL LOCK



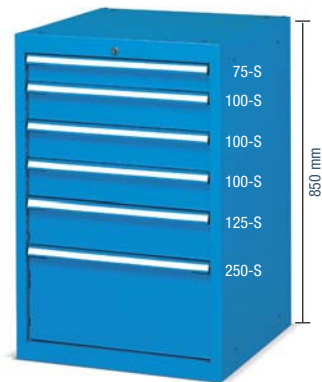
ORD. NO. **Dim. mm**
F DD 1270 51 04 **564x726x800 h**
 Cabinet with 1 normal extension drawer
 1 adjustable shelf, 1 normal retractable shelf 87%
 CENTRAL LOCK



ORD. NO. **Dim. mm**
F DD 1072 52 04 **564x726x850 h**
 Cabinet with 6 normal extension drawers
 CENTRAL LOCK



ORD. NO. **Dim. mm**
F DD 1272 51 04 **564x726x825 h**
 Cabinet with 1 normal extension drawer
 1 adjustable shelf, 1 normal retractable shelf 87%
 CENTRAL LOCK



ORD. NO. **Dim. mm**
F DD 1075 52 04 **564x726x850 h**
 Cabinet with 6 normal extension drawers
 CENTRAL LOCK



ORD. NO.	Dim. mm
F DD E030 02 04	575x815x810 h
Cabinet with 3 normal extension drawers Ø100 mm nylon wheels. Cabinet load capacity: 310 kg CENTRAL LOCK	

ORD. NO.	Dim. mm
F DD E550 02 04	575x815x797 h
Cabinet with 4 normal extension drawers Ø100 mm nylon wheels. Cabinet load capacity: 310 kg CENTRAL LOCK	

ORD. NO.	Dim. mm
F DD E560 01 04	575x815x897 h
Cabinet with 5 normal extension drawers Ø100 mm nylon wheels. Cabinet load capacity: 310 kg CENTRAL LOCK	



ORD. NO. F DD ZA01 00 EF
 Cabinet dim. mm 1685x726x1030 h. Ral 7000+7035.
 Example including: 3 cabinets with drawers, doors, adjustable shelves, retractable shelves, Mdf top with rubber covering.
 Tools and partitioning material excluded



ORD. NO. **Dim. mm**
F DD E570 02 04 575x815x997 h
 Cabinet with 6 normal extension drawers Ø 100 mm
 nylon wheels. Cabinet load capacity: 310 kg
 CENTRAL LOCK



ORD. NO. **Dim. mm**
F DD E575 02 04 575x815x1047 h
 Cabinet with 6 normal extension drawers Ø 100 mm
 nylon wheels. Cabinet load capacity: 310 kg
 CENTRAL LOCK



ORD. NO. **Dim. mm**
F DD E590 01 04 575x815x1197 h
 Cabinet with 6 normal extension drawers Ø 100 mm
 nylon wheels. Cabinet load capacity: 310 kg
 CENTRAL LOCK


ORD. NO. F BL 1020 00 00
 Steel vice 130 mm.

ORD. NO. F BI A370 01 08
 Workstation dim. mm 2000x800x840 h Ral 7035.
 Complete with 2 legs, 40 mm thick multiplex worktop.



ORD. NO. F DD E550 S1 08
 Cabinet with wheels dim. mm 575x815x797 h. Ral 7035.
 Complete with 4 drawers with single lock,
 3 security shelves.

ORD. NO. F DD E030 02 08
 Cabinet with wheels dim. mm 575x815x772 h. Ral 7035.
 Complete with 3 drawers.
 Partitioning material and tools excluded.



A
 50-S
 75-S
 75-S
 100-S
 100-S
 100-S
 100-S
 150-TT
 250-TT

1000 mm

ORD. NO.	Dim. mm	
F AG 1040 10 04	717x573x1000 h	A
F AG 1040 60 04	717x573x1000 h	B

Cabinet with 8 drawers



ORD. NO.	Dim. mm
F AG 9000 01 07	717x573x20 h

TOP WITH 3 EDGES WITH OIL-RESISTANT RUBBER MAT


BLACK F.....07



ORD. NO.	Dim. mm
F UZ 3080 13 07	718x573x31,5 h

MDF TOP WITH OIL-RESISTANT RUBBER COVERING AND 2 SIDE PROFILES FOR SINGLE CABINET


BLACK F.....07



ORD. NO.	For front heights
F FH 1005 10 00	50-300

Set including:

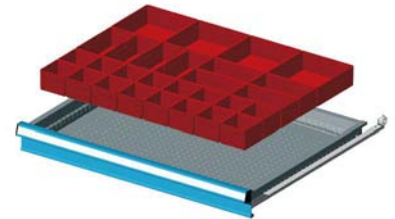
9 Troughs	4 grooves
36 Plain partitions	36 mm
3 Troughs	3 grooves
12 Plain partitions	47 mm



ORD. NO.	For front heights
F FH 1005 09 00	50
F FH 1007 09 00	75
F FH 1010 09 00	100-125

Set including:

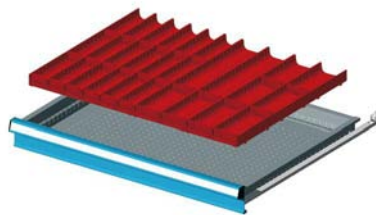
12 Plastic boxes	150x150 mm
------------------	------------



ORD. NO.	For front heights
F FH 1005 18 00	50
F FH 1007 18 00	75

Set including:


16 Plastic boxes	75x75 mm
8 Plastic boxes	150x75 mm
4 Plastic boxes	150x150 mm



ORD. NO.	For front heights
F FH 1005 13 00	50-300

Set including:


6 Troughs	3 grooves
18 Plain partitions	47 mm
6 Troughs	2 grooves
12 Plain partitions	73 mm



ORD. NO.	For front heights
F FH 1005 03 00	50
F FH 1007 03 00	75
F FH 1010 03 00	100-125
F FH 1015 03 00	150-175
F FH 1020 03 00	200-250

Set including:


3 Slotted partitions	455 mm
8 Plain partitions	149 mm



ORD. NO.	For front heights
F FH 1005 05 00	50
F FH 1007 05 00	75
F FH 1010 05 00	100-125
F FH 1015 05 00	150-175
F FH 1020 05 00	200-250
F FH 1030 05 00	300

Set including:

2 Slotted partitions	455 mm
3 Plain partitions	200 mm




A B
 50-S 50-S
 75-S 75-TT
 75-S 75-TT
 100-S 100-TT
 100-S 100-TT
 150-TT 150-TT
 200-TT 200-TT

860 mm

ORD. NO.	Dim. mm	
F AG 1034 01 04	717x573x850 h	A
F AG 1034 51 04	717x573x850 h	B

Cabinet with 7 drawers

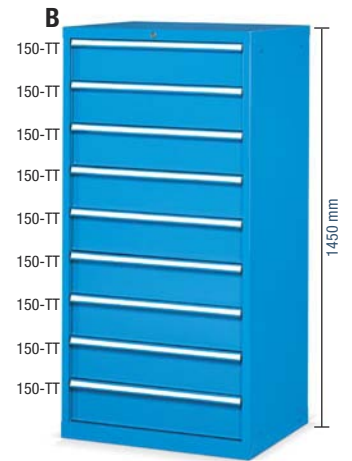


A B
 75-S 75-TT
 75-S 75-TT
 100-S 100-TT
 150-TT 150-TT
 150-TT 150-TT
 150-TT 150-TT
 200-TT 200-TT

1000 mm

ORD. NO.	Dim. mm	
F AG 1040 03 04	717x573x1000 h	A
F AG 1040 53 04	717x573x1000 h	B

Cabinet with 7 drawers



B
 150-TT
 150-TT
 150-TT
 150-TT
 150-TT
 150-TT
 150-TT
 150-TT
 150-TT
 150-TT

1450 mm

ORD. NO.	Dim. mm	
-	-	A
F AG 1058 01 04	717x573x1450 h	B

Cabinet with 9 drawers



A B
 50-S 50-S
 75-S 75-TT
 75-S 75-TT
 100-S 100-TT
 100-S 100-TT
 150-TT 150-TT
 200-TT 200-TT

1077 mm

ORD. NO.	Dim. mm	
F AG S134 01 04	717x574x1077 h	A
F AG S134 51 04	717x574x1077 h	B

Cabinet with 7 drawers and Ø 125 mm wheels in elastic rubber. Cabinet load capacity: 420 kg



A B
 75-S 75-TT
 75-S 75-TT
 100-S 100-TT
 150-TT 150-TT
 150-TT 150-TT
 150-TT 150-TT
 200-TT 200-TT

1227 mm


ORD. NO.	Dim. mm	
F AG S140 02 04	717x574x1227 h	A
F AG S140 52 04	717x574x1227 h	B

Cabinet with 7 drawers and Ø 125 mm wheels in elastic rubber. Cabinet load capacity: 420 kg



ORD. NO. F AG ZA01 00 01
 Dim. mm 1435x573x1700 h. Ral 7000.
 Example including; 4 cabinets complete with drawers and retractable shelves.
 Tools and partitioning material excluded.

RAL 7000 F.....01	RAL 6011 F.....02	RAL 5012 F.....04	RAL 7035 F.....08
----------------------	----------------------	----------------------	----------------------



ORD. NO.	Dim. mm	
F AG 2040 12 04	717x726x1000 h	A
F AG 2040 53 04	717x726x1000 h	B

Cabinet with 7 drawers



ORD. NO.	Dim. mm
F AG 9003 01 07	717x726x20 h

TOP WITH 3 EDGES WITH OIL-RESISTANT RUBBER MAT

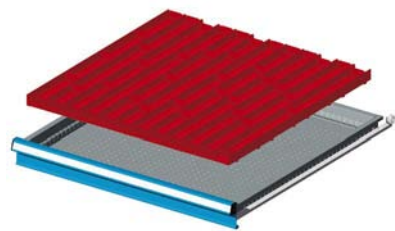
BLACK
F.....07



ORD. NO.	Dim. mm
F UZ 3220 13 07	718x726x31,5 h


MDF TOP WITH OIL-RESISTANT RUBBER COVERING AND 2 SIDE PROFILES FOR SINGLE CABINET

BLACK
F.....07




ORD. NO.	For front heights
F FH 2005 16 00	50-300

Set including:
16 Troughs 3 grooves
50 Plain partitions 47 mm



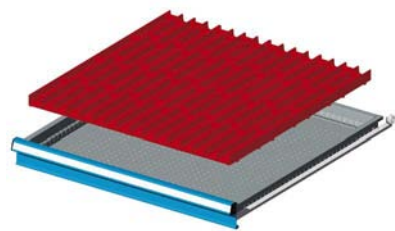
ORD. NO.	For front heights
F FH 2005 12 00	50
F FH 2007 12 00	75

Set including:
16 Plastic boxes 75x75 mm
16 Plastic boxes 150x75 mm
4 Plastic boxes 150x150 mm




ORD. NO.	For front heights
F FH 2005 13 00	50
F FH 2007 13 00	75
F FH 2010 13 00	100-125

Set including:
16 Plastic boxes 150x75 mm
8 Plastic boxes 150x150 mm




ORD. NO.	For front heights
F FH 2005 17 00	50-300

Set including:
16 Troughs 4 grooves
65 Plain partitions 36 mm



ORD. NO.	For front heights
F FH 2005 05 00	50
F FH 2007 05 00	75
F FH 2010 05 00	100-125
F FH 2015 05 00	150-175
F FH 2020 05 00	200-250
F FH 2030 05 00	300

Set including:
1 Slotted partition 610 mm
2 Plain partitions 302 mm



ORD. NO.	For front heights
F FH 2005 06 00	50
F FH 2007 06 00	75
F FH 2010 06 00	100-125
F FH 2015 06 00	150-175
F FH 2020 06 00	200-250
F FH 2030 06 00	300


Set including:
2 Slotted partitions 610 mm
3 Plain partitions 200 mm



A B
50-S 50-S
100-S 100-TT
150-S 150-TT

ORD. NO.	Dim. mm	
F AG 2016 01 04	717x726x400 h	A
F AG 2016 51 04	717x726x400 h	B


Cabinet with 3 drawers



A B
50-S 50-S
100-S 100-TT
100-S 100-TT
150-S 150-TT
200-S 200-TT

ORD. NO.	Dim. mm	
F AG 2028 01 04	717x726x700 h	A
F AG 2028 51 04	717x726x700 h	B

Cabinet with 5 drawers




A B
100-S 100-TT
150-S 150-TT

150-S 150-TT
300-TT 300-TT

ORD. NO.	Dim. mm	
F AG 2032 01 04	717x726x800 h	A
F AG 2032 51 04	717x726x800 h	B


Cabinet with 4 drawers



A B
50-S 50-S
75-S 75-TT
75-S 75-TT
100-S 100-TT
100-S 100-TT
100-S 100-TT
150-S 150-TT
200-S 200-TT

ORD. NO.	Dim. mm	
F AG 2034 01 04	717x726x850 h	A
F AG 2034 51 04	717x726x850 h	B


Cabinet with 7 drawers



A B
150-S 150-TT
150-S 150-TT
150-S 150-TT
150-S 150-TT
150-S 150-TT
150-S 150-TT
150-S 150-TT

ORD. NO.	Dim. mm	
F AG 2040 11 04	717x726x1000 h	A
F AG 2040 61 04	717x726x1000 h	B


Cabinet with 6 drawers



A B
50-S 50-TT
75-S 75-TT
75-S 75-TT
100-S 100-TT
100-S 100-TT
150-S 150-TT
150-S 150-TT
200-TT 200-TT

ORD. NO.	Dim. mm	
F AG 2040 04 04	717x726x1000 h	A
F AG 2040 54 04	717x726x1000 h	B


Cabinet with 8 drawers



A B
100-S 100-TT
100-S 100-TT
100-S 100-TT
100-S 100-TT
100-S 100-TT
100-S 100-TT
100-S 100-TT
100-S 100-TT
100-S 100-TT
100-S 100-TT

ORD. NO.	Dim. mm	
F AG 2040 10 04	717x726x1000 h	A
F AG 2040 60 04	717x726x1000 h	B

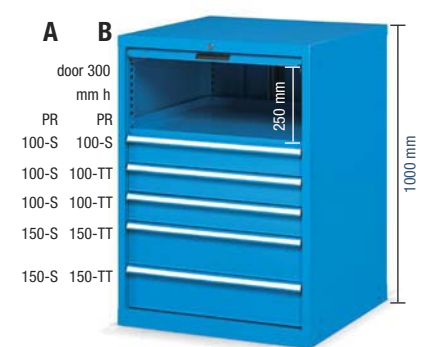
Cabinet with 9 drawers



A B
75-S 75-TT
75-S 75-TT
75-S 75-TT
75-S 75-TT
75-S 75-TT
75-S 75-TT
75-S 75-TT
75-S 75-TT
75-S 75-TT
75-S 75-TT
75-S 75-TT
75-S 75-TT

ORD. NO.	Dim. mm	
F AG 2040 21 04	717x726x1000 h	A
F AG 2040 71 04	717x726x1000 h	B


Cabinet with 12 drawers



A B
door 300 mm h
PR PR
100-S 100-S
100-S 100-TT
100-S 100-TT
150-S 150-TT
150-S 150-TT

ORD. NO.	Dim. mm	
F AG 2040 26 04	717x726x1000 h	A
F AG 2040 76 04	717x726x1000 h	B

Cabinet with 5 drawers, 1 flap door and 1 adjustable shelves




ORD. NO.	Dim. mm	
F AG 2046 07 04	717x726x1150 h	A
F AG 2046 57 04	717x726x1150 h	B

Cabinet with 7 drawers




ORD. NO.	Dim. mm	
F AG 2053 07 04	717x726x1325 h	A
F AG 2053 57 04	717x726x1325 h	B

Cabinet with 9 drawers



ORD. NO.	Dim. mm	
F AG 2058 10 04	717x726x1450 h	A
F AG 2058 60 04	717x726x1450 h	B

Cabinet with 2 retractable shelves, 1 adjustable shelf. **Without lock, with anti-tilt rod.**



ORD. NO.	Dim. mm	
F AG 2065 10 04	717x726x1625 h	A
F AG 2065 60 04	717x726x1625 h	B

Cabinet with 10 drawers, 1 flap door and 1 adjustable shelf

ORD. NO. F AG ZA02 00 56

Ral 7035+7000.

Example including; 1 corner cabinet, 6 cabinets with drawers, retractable shelves, adjustable shelves, MDF top with rubber covering.

Tools, containers and partitioning material excluded





ORD. NO.	Dim. mm	
F AG S228 01 04	717x802x927 h	A
F AG S228 51 04	717x802x927 h	B

Cabinet with 5 drawers and Ø 125 mm wheels in elastic rubber. Cabinet load capacity: 400 kg



ORD. NO.	Dim. mm	
F AG S232 01 04	717x802x1027 h	A
F AG S232 51 04	717x802x1027 h	B

Cabinet with 4 drawers and Ø 125 mm wheels in elastic rubber. Cabinet load capacity: 400 kg



ORD. NO.	Dim. mm	
F AG S234 01 04	717x802x1077 h	A
F AG S234 51 04	717x802x1077 h	B

Cabinet with 7 drawers and Ø 125 mm wheels in elastic rubber. Cabinet load capacity: 400 kg



ORD. NO.	Dim. mm	
F AG S234 03 04	717x802x1077 h	A
F AG S234 53 04	717x802x1077 h	B

Cabinet with 8 drawers and Ø 125 mm wheels in elastic rubber. Cabinet load capacity: 400 kg

ORD. NO. F AG L234 S1 50

Cabinet with wheels dim. mm 717x802x1091/1791 h. Ral 7035+5012.

Example including: 4 drawers, 1 adjustable shelf, 1 flap door, 1 rubber covered MDF top, 1 perforated back panel. Tools, hooks and toolboxes excluded.



ORD. NO.	Dim. mm	
F AG S240 02 04	717x802x1227 h	A
F AG S240 52 04	717x802x1227 h	B

Cabinet with 7 drawers and Ø 125 mm wheels in elastic rubber. Cabinet load capacity: 400 kg

- Drawers normal extension load capacity = 60-100 kg
- Drawers telescopic full extension load capacity = 200 kg
- Retractable shelves telescopic full extension load capacity = 200 kg

- Adjustable shelf capacity = 150 kg
- Adjustable shelf normal extension load capacity = 100 kg
- All indicated loads are net and refer to evenly distributed weights



ORD. NO.	Dim. mm	
F AG 3040 02 04	870x726x1000 h	A
F AG 3040 52 04	870x726x1000 h	B

Cabinet with 7 drawers



ORD. NO.	Dim. mm
F AG 9006 01 07	870x726x20 h


TOP WITH 3 EDGES WITH OIL-RESISTANT RUBBER MAT

BLACK F.07

ORD. NO.	Dim. mm
F UZ 3230 13 07	871x726x31,5 h


MDF TOP WITH OIL-RESISTANT RUBBER COVERING AND 2 SIDE PROFILES FOR SINGLE CABINET

BLACK F.07



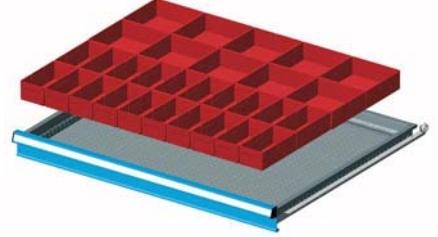
ORD. NO.	For front heights
F FH 3005 10 00	50-300

Set including:
 20 Troughs 4 grooves
 130 Plain partitions 36 mm




ORD. NO.	For front heights
F FH 3005 07 00	50
F FH 3007 07 00	75

Set including:
 20 Plastic boxes 75x75 mm
 20 Plastic boxes 150x75 mm
 5 Plastic boxes 150x150 mm




ORD. NO.	For front heights
F FH 3005 08 00	50
F FH 3007 08 00	75
F FH 3010 08 00	100-125

Set including:
 20 Plastic boxes 150x75 mm
 10 Plastic boxes 150x150 mm




ORD. NO.	For front heights
F FH 3005 12 00	50-300

Set including:
 20 Troughs 3 grooves
 100 Plain partitions 47 mm



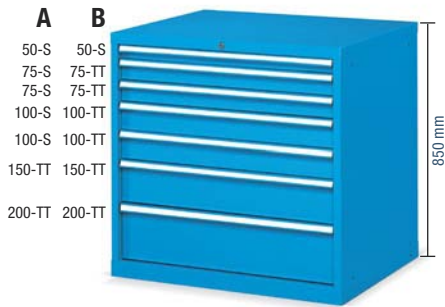
ORD. NO.	For front heights
F FH 2005 22 00	50
F FH 2007 22 00	75
F FH 2010 22 00	100-125
F FH 2015 22 00	150-175
F FH 2020 22 00	200-250

Set including:
 4 Plain partitions 610 mm




ORD. NO.	For front heights
F FH 3010 02 00	100-125
F FH 3015 02 00	150-175
F FH 3020 02 00	200-250
F FH 3030 02 00	300

Set including:
 2 Slotted partitions 610 mm
 8 Plain partitions 251 mm




ORD. NO.	Dim. mm	
F AG 3034 01 04	870x726x850 h	A
F AG 3034 51 04	870x726x850 h	B

Cabinet with 7 drawers



ORD. NO.	Dim. mm	
F AG 3040 04 04	870x726x1000 h	A
F AG 3040 54 04	870x726x1000 h	B

Cabinet with 8 drawers



ORD. NO.	Dim. mm	
F AG 3058 01 04	870x726x1450 h	A
F AG 3058 51 04	870x726x1450 h	B

Cabinet with 9 drawers



ORD. NO.	Dim. mm	
F AG L334 01 04	945x727x1121 h	A
F AG L334 51 04	945x727x1121 h	B

Cabinet with 7 drawers and Ø 160 mm wheels in elastic rubber. Cabinet load capacity: 600 kg




ORD. NO.	Dim. mm	
F AG L340 02 04	945x727x1271 h	A
F AG L340 52 04	945x727x1271 h	B

Cabinet with 7 drawers and Ø 160 mm wheels in elastic rubber. Cabinet load capacity: 600 kg


ORD. NO. F AG 3034 S1 51
 Cabinet dim. mm 870x750x990 h.
 Ral 5012+7000.
 Example including: 7 drawers, 1 multiplex worktop 40 mm thickness, 1 plinth for transpallet.
 Tools and partitioning material excluded.

RAL 7000 F.01	RAL 6011 F.02	RAL 5012 F.04	RAL 7035 F.08
-----------------------	-----------------------	-----------------------	-----------------------



ORD. NO.	Dim. mm	
F AG 4040 06 04	1023x573x1000 h	A
F AG 4040 56 04	1023x573x1000 h	B


Cabinet with 7 drawers



ORD. NO.	Dim. mm
F AG 9009 01 07	1023x573x20 h

TOP WITH 3 EDGES WITH OIL-RESISTANT RUBBER MAT

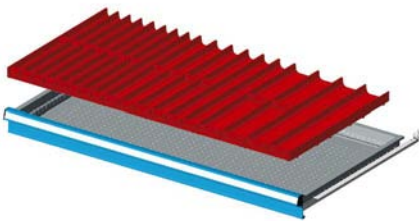
BLACK
F.07



ORD. NO.	Dim. mm
F UZ 3090 13 07	1024x573x31,5 h

MDF TOP WITH OIL-RESISTANT RUBBER COVERING AND 2 SIDE PROFILES FOR SINGLE CABINET


BLACK
F.07



ORD. NO.	For front heights
F FH 4005 12 00	50-300

Set including:

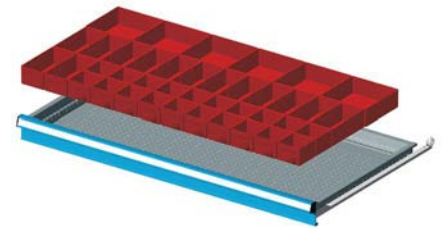
6 Troughs	4 grooves
15 Plain partitions	36 mm
6 Troughs	3 grooves
10 Plain partitions	47 mm
6 Troughs	2 grooves
6 Plain partitions	73 mm



ORD. NO.	For front heights
F FH 4005 13 00	50
F FH 4007 13 00	75
F FH 4010 13 00	100-125

Set including:

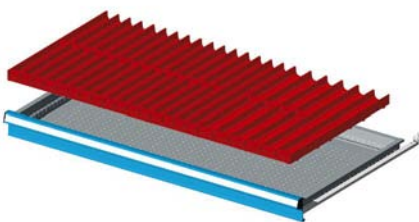
12 Plastic boxes	150x75 mm
12 Plastic boxes	150x150 mm



ORD. NO.	For front heights
F FH 4005 16 00	50
F FH 4007 16 00	75

Set including:

20 Plastic boxes	75x75 mm
14 Plastic boxes	150x75 mm
6 Plastic boxes	150x150 mm



ORD. NO.	For front heights
F FH 4005 15 00	50-300

Set including:

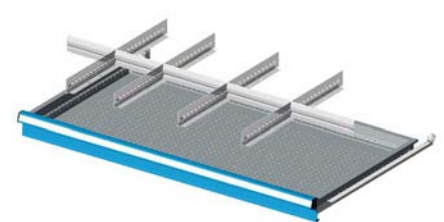
12 Troughs	4 grooves
30 Plain partitions	36 mm
6 Troughs	3 grooves
10 Plain partitions	47 mm



ORD. NO.	For front heights
F FH 4005 01 00	50
F FH 4007 01 00	75
F FH 4010 01 00	100-125
F FH 4015 01 00	150-175
F FH 4020 01 00	200-250
F FH 4030 01 00	300

Set including:


2 Plain partitions	914 mm
--------------------	--------



ORD. NO.	For front heights
F FH 4005 05 00	50
F FH 4007 05 00	75
F FH 4010 05 00	100-125
F FH 4015 05 00	150-175
F FH 4020 05 00	200-250


Set including:

4 Slotted partitions	455 mm
2 Plain partitions	149 mm
3 Plain partitions	200 mm



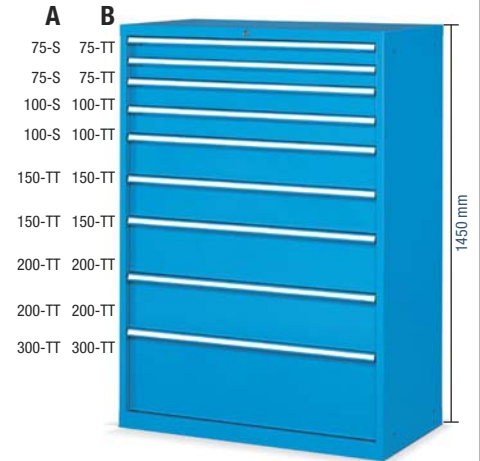
ORD. NO.	Dim. mm	
F AG 4034 01 04	1023x573x850 h	A
F AG 4034 51 04	1023x573x850 h	B

Cabinet with 5 drawers



ORD. NO.	Dim. mm	
F AG 4040 02 04	1023x573x1000 h	A
F AG 4040 52 04	1023x573x1000 h	B

Cabinet with 8 drawers



ORD. NO.	Dim. mm	
F AG 4058 01 04	1023x573x1450 h	A
F AG 4058 51 04	1023x573x1450 h	B

Cabinet with 9 drawers




ORD. NO.	Dim. mm	
F AG S434 04 04	1098x574x1077 h	A
F AG S434 54 04	1098x574x1077 h	B

Cabinet with 5 drawers and Ø 125 mm wheels in elastic rubber. Cabinet load capacity: 370 kg



ORD. NO.	Dim. mm	
F AG S440 02 04	1098x574x1227 h	A
F AG S440 52 04	1098x574x1227 h	B


Cabinet with 7 drawers and Ø 125 mm wheels in elastic rubber. Cabinet load capacity: 370 kg



A	B
75-S	75-TT
75-S	75-TT
100-S	100-TT
150-TT	150-TT
150-TT	150-TT
150-TT	150-TT
200-TT	200-TT

ORD. NO.	Dim. mm	
F AG 5040 11 04	1023x726x1000 h	A
F AG 5040 61 04	1023x726x1000 h	B


Cabinet with 7 drawers



ORD. NO.	Dim. mm
F AG 9012 01 07	1023x726x20 h

TOP WITH 3 EDGES WITH OIL-RESISTANT RUBBER MAT


■ BLACK
F. 07



ORD. NO.	Dim. mm
F UZ 3240 13 07	1024x726x31,5 h

MDF TOP WITH OIL-RESISTANT RUBBER COVERING AND 2 SIDE PROFILES FOR SINGLE CABINET

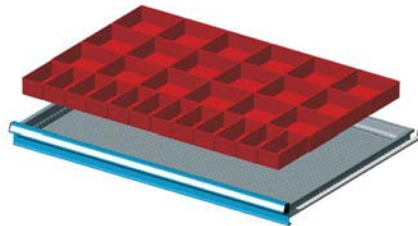
■ BLACK
F. 07



ORD. NO.	For front heights
F FH 5005 19 00	50-300

Set including:

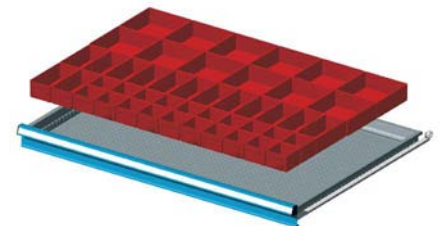
16 Troughs	4 grooves
30 Plain partitions	36 mm
8 Troughs	3 grooves
10 Plain partitions	47 mm



ORD. NO.	For front heights
F FH 5005 08 00	50
F FH 5007 08 00	75
F FH 5010 08 00	100-125

Set including:


12 Plastic boxes	150x75 mm
18 Plastic boxes	150x150 mm



ORD. NO.	For front heights
F FH 5005 17 00	50
F FH 5007 17 00	75

Set including:


20 Plastic boxes	75x75 mm
14 Plastic boxes	150x75 mm
12 Plastic boxes	150x150 mm



ORD. NO.	For front heights
F FH 5005 09 00	50-300

Set including:


8 Troughs	4 grooves
15 Plain partitions	36 mm
8 Troughs	3 grooves
10 Plain partitions	47 mm
8 Troughs	2 grooves
6 Plain partitions	73 mm



ORD. NO.	For front heights
F FH 5005 07 00	50
F FH 5007 07 00	75
F FH 5010 07 00	100-125
F FH 5015 07 00	150-175
F FH 5020 07 00	200-250
F FH 5030 07 00	300

Set including:

4 Slotted partitions	610 mm
2 Plain partitions	149 mm
3 Plain partitions	200 mm



ORD. NO.	For front heights
F FH 5005 13 00	50
F FH 5007 13 00	75
F FH 5010 13 00	100-125
F FH 5015 13 00	150-175
F FH 5020 13 00	200-250
F FH 5030 13 00	300

Set including:

5 Slotted partitions	610 mm
12 Plain partitions	149 mm




A B
100-S 100-TT
150-TT 150-TT
150-TT 150-TT
150-TT 150-TT
200-TT 200-TT

850 mm

ORD. NO.	Dim. mm	
F AG 5034 04 04	1023x726x850 h	A
F AG 5034 54 04	1023x726x850 h	B

Cabinet with 5 drawers




A B
75-S 75-TT
75-S 75-TT
100-S 100-TT
100-S 100-TT
100-S 100-TT
100-S 100-TT
150-TT 150-TT
200-TT 200-TT

1000 mm

ORD. NO.	Dim. mm	
F AG 5040 05 04	1023x726x1000 h	A
F AG 5040 02 04	1023x726x1000 h	B

Cabinet with 8 drawers

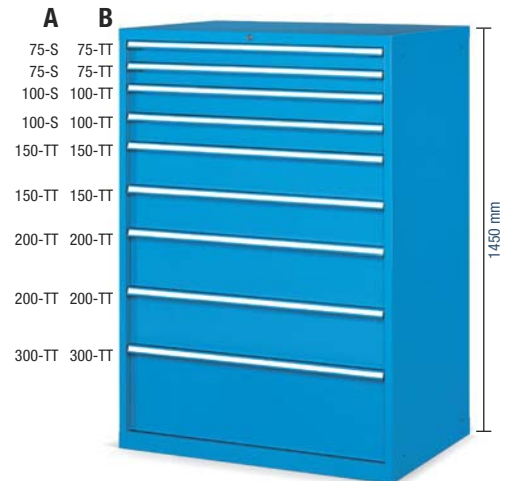


A B
100-S 100-TT
100-S 100-TT
100-S 100-TT
100-S 100-TT
125-S 125-TT
150-TT 150-TT
150-TT 150-TT
200-TT 200-TT
200-TT 200-TT

1325 mm

ORD. NO.	Dim. mm	
F AG 5053 04 04	1023x726x1325 h	A
F AG 5053 01 04	1023x726x1325 h	B

Cabinet with 9 drawers



A B
75-S 75-TT
75-S 75-TT
100-S 100-TT
100-S 100-TT
150-TT 150-TT
150-TT 150-TT
200-TT 200-TT
200-TT 200-TT
300-TT 300-TT

1450 mm

ORD. NO.	Dim. mm	
F AG 5058 07 04	1023x726x1450 h	A
F AG 5058 57 04	1023x726x1450 h	B

Cabinet with 9 drawers




A B
75-S 75-TT
75-S 75-TT
100-S 100-TT
150-TT 150-TT
150-TT 150-TT
200-TT 200-TT

1121 mm

ORD. NO.	Dim. mm	
F AG L534 05 04	1098x727x1121 h	A
F AG L534 55 04	1098x727x1121 h	B

Cabinet with 6 drawers and Ø 160 mm wheels in elastic rubber. Cabinet load capacity: 600 kg



A B
75-S 75-TT
75-S 75-TT
100-S 100-TT
150-TT 150-TT
150-TT 150-TT
150-TT 150-TT
200-TT 200-TT


1271 mm

ORD. NO.	Dim. mm	
F AG L540 02 04	1098x727x1271 h	A
F AG L540 52 04	1098x727x1271 h	B

Cabinet with 7 drawers and Ø 160 mm wheels in elastic rubber. Cabinet load capacity: 600 kg



ORD. NO. **Dim. mm**
F AG 6040 01 04 1193x726x1000 h
 Cabinet with 7 telescopic full extension drawers




ORD. NO. **Dim. mm**
F AG 9015 01 07 1193x726x20 h
 TOP WITH 3 EDGES WITH OIL-RESISTANT RUBBER MAT

■ BLACK
F. 07



ORD. NO. **Dim. mm**
F UZ 3250 13 07 1194x726x31,5 h
 MDF TOP WITH OIL-RESISTANT RUBBER COVERING
 AND 2 SIDE PROFILES FOR SINGLE CABINET

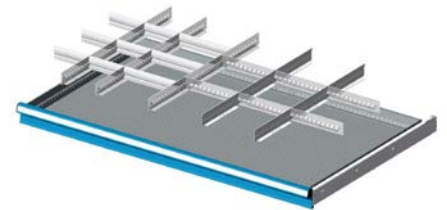
■ BLACK
F. 07




ORD. NO. **For front heights**
F FH 6007 10 00 75
F FH 6010 10 00 100-125
F FH 6015 10 00 150-175
F FH 6020 10 00 200-250
F FH 6030 10 00 300
 Set including:
 2 Plain partitions 1085 mm




ORD. NO. **For front heights**
F FH 6007 09 00 75
F FH 6010 09 00 100-125
F FH 6015 09 00 150-175
F FH 6020 09 00 200-250
F FH 6030 09 00 300
 Set including:
 4 Plain partitions 1085 mm




ORD. NO. **For front heights**
F FH 6007 05 00 75
F FH 6010 05 00 100-125
F FH 6015 05 00 150-175
 Set including:
 5 Slotted partitions 610 mm
 6 Plain partitions 132 mm
 9 Plain partitions 200 mm



ORD. NO. **For front heights**
F FH 6007 11 00 75
F FH 6010 11 00 100-125
F FH 6015 11 00 150-175
F FH 6020 11 00 200-250
F FH 6030 11 00 300
 Set including:
 6 Slotted partitions 610 mm
 6 Plain partitions 149 mm
 1 Plain partition 166 mm



ORD. NO. **For front heights**
F FH 6007 02 00 75
F FH 6010 02 00 100-125
F FH 6015 02 00 150-175
F FH 6020 02 00 200-250
 Set including:
 4 Slotted partitions 610 mm
 3 Plain partitions 149 mm
 3 Plain partitions 166 mm
 9 Plain partitions 251 mm



ORD. NO. **For front heights**
F FH 6007 08 00 75
F FH 6010 08 00 100-125
F FH 6015 08 00 150-175
F FH 6020 08 00 200-250
F FH 6030 08 00 300
 Set including:
 5 Slotted partitions 610 mm
 2 Plain partitions 149 mm
 1 Plain partition 166 mm
 3 Plain partitions 200 mm



ORD. NO. **Dim. mm**

F AG 6034 01 04 1193x726x850 h

Cabinet with 5 telescopic full extension drawers



ORD. NO. **Dim. mm**

F AG 6040 04 04 1193x726x1000 h

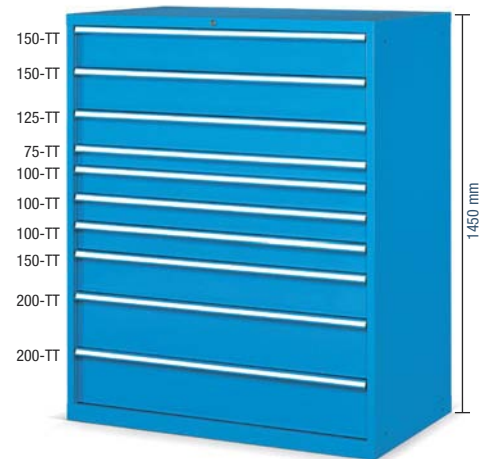
Cabinet with 1 telescopic full extension drawer,
2 telescopic full extension retractable shelves
Without lock, with anti-tilt rod



ORD. NO. **Dim. mm**

F AG 6053 01 04 1193x726x1325 h

Cabinet with 9 telescopic full extension drawers



ORD. NO. **Dim. mm**

F AG 6058 01 04 1193x726x1450 h

Cabinet with 10 telescopic full extension drawers



ORD. NO. **Dim. mm**

F AG L634 01 04 1268x727x1121 h

Cabinet with 5 telescopic full extension drawers and
Ø 160 mm elastic rubber wheels.
Cabinet load capacity: 600 kg



ORD. NO. **Dim. mm**

F AG L640 02 04 1268x727x1271 h

Cabinet with 7 telescopic full extension drawers and
Ø 160 mm elastic rubber wheels.
Cabinet load capacity: 600 kg



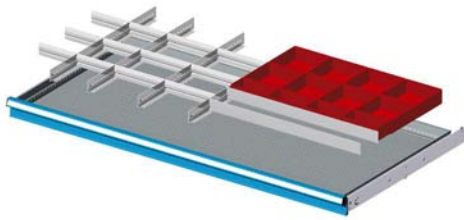
ORD. NO.	Dim. mm
F AG 7040 01 04	1431x726x1000 h
Cabinet with 7 telescopic full extension drawers	



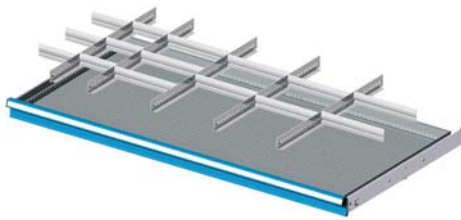
ORD. NO.	Dim. mm
F AG 9018 01 07	1434x726x20 h
TOP WITH 3 EDGES WITH OIL-RESISTANT RUBBER MAT	
BLACK F. 07	



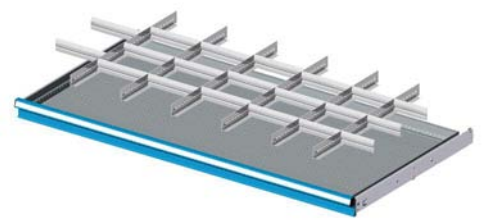
ORD. NO.	Dim. mm
F UZ 3260 13 07	1434x726x31,5 h
MDF TOP WITH OIL-RESISTANT RUBBER COVERING AND 2 SIDE PROFILES FOR SINGLE CABINET	
BLACK F. 07	



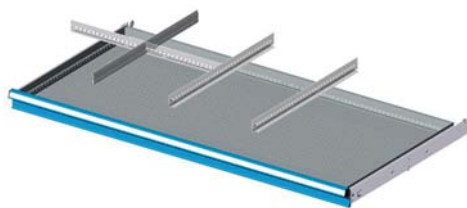
ORD. NO.	For front heights
F FH 7007 01 00	75
F FH 7010 01 00	100-125
Set including:	
4 Slotted partitions	610 mm
2 Plain partitions	610 mm
6 Plain partitions	149 mm
6 Plain partitions	200 mm
4 Plastic boxes	150x75 mm
8 Plastic boxes	150x150 mm




ORD. NO.	For front heights
F FH 7007 02 00	75
F FH 7010 02 00	100-125
F FH 7015 02 00	150-175
F FH 7020 02 00	200-250
Set including:	
5 Slotted partitions	610 mm
6 Plain partitions	149 mm
9 Plain partitions	251 mm




ORD. NO.	For front heights
F FH 7007 03 00	75
F FH 7010 03 00	100-125
F FH 7015 03 00	150-175
Set including:	
6 Slotted partitions	610 mm
3 Plain partitions	132 mm
3 Plain partitions	166 mm
14 Plain partitions	200 mm



ORD. NO.	For front heights
F FH 7007 04 00	75
F FH 7010 04 00	100-125
F FH 7015 04 00	150-175
F FH 7020 04 00	200-250
F FH 7030 04 00	300
Set including:	
3 Slotted partitions	610 mm
2 Plain partitions	302 mm



ORD. NO.	For front heights
F FH 7007 07 00	75
F FH 7010 07 00	100-125
F FH 7015 07 00	150-175
F FH 7020 07 00	200-250
F FH 7030 07 00	300
Set including:	
6 Slotted partitions	610 mm
4 Plain partitions	149 mm
2 Plain partitions	200 mm
1 Plain partition	302 mm



ORD. NO.	For front heights
F FH 7007 08 00	75
F FH 7010 08 00	100-125
F FH 7015 08 00	150-175
F FH 7020 08 00	200-250
F FH 7030 08 00	300
Set including:	
5 Slotted partitions	610 mm
2 Plain partitions	149 mm
2 Plain partitions	200 mm
2 Plain partitions	302 mm



ORD. NO. **Dim. mm**

F AG 7034 01 04 1431x726x850 h

Cabinet with 5 telescopic full extension drawers



ORD. NO. **Dim. mm**

F AG 7053 01 04 1431x726x1325 h

Cabinet with 9 telescopic full extension drawers



ORD. NO. **Dim. mm**

F AG L734 01 04 1506x727x1121 h

Cabinet with 5 telescopic full extension drawers and
Ø 160 mm elastic rubber wheels.
Cabinet load capacity: 600 kg



ORD. NO. **Dim. mm**

F AG 7058 01 04 1431x726x1450 h

Cabinet with 10 telescopic full extension drawers



ORD. NO. **Dim. mm**

F AG L740 02 04 1506x727x1271 h

Cabinet with 7 telescopic full extension drawers and
Ø 160 mm elastic rubber wheels.
Cabinet load capacity: 600 kg



ORD. NO. F BL 1020 00 00
Steel vice 130 mm

ORD. NO. F AG 7034 S1 56

Cabinet dim. mm 1500x750x990 h. Ral 7035+7000.
Example including: 7 drawers, 1 multiplex worktop 40 mm thickness
1 plinth for transpallet. Tools and partitioning material excluded.



ORD. NO. **Dim. mm**
F AE 8058 01 04 717x750x1450 h

Cabinet complete with:
 2 full extension retractable shelves (200 kg),
 4 plastic cans 25 litres capacity,
 5 plastic cans 10 litres capacity,
 1 retractable safety tank for oil 40 litres capacity.
 Total useful capacity of the cabinet: 150 litres
 Capacity of safety tank for oil: 40 litres



ORD. NO. F AE 8058 42 04
 Cabinet dim. mm 717x750x1600 h.
 Complete with: 3 full extension retractable shelves (200 kg),
 4 plastic cans 25 litres capacity, 10 plastic cans 10 litres capacity,
 1 retractable safety tank for oil 40 litres capacity, 1 safety tank for oil 77 litres capacity, 2 plugs for tank.
 Total useful capacity of the cabinet: 200 litres
 Total capacity of safety tanks for oil: 117 litres



ORD. NO. **Dim. mm**
F AE 8058 05 04 717x750x1450 h

Cabinet complete with:
 2 full extension retractable shelves (200 kg),
 4 plastic cans 25 litres capacity,
 5 plastic cans 10 litres capacity,
 1 height adjustable shelf (150 kg) 618 mm deep
 1 retractable safety tank for oil 40 litres capacity.
 Total useful capacity of the cabinet: 150 litres
 Capacity of safety tank for oil: 40 litres



ORD. NO. **Dim. mm**
F AE 8058 25 04 717x750x1600 h

Cabinet complete with:
 2 full extension retractable shelves (200 kg),
 4 plastic cans 25 litres capacity,
 5 plastic cans 10 litres capacity,
 1 height adjustable shelf (150 kg) 618 mm deep,
 1 plastic drip tray 10 litres capacity,
 1 safety tank for oil 77 litres capacity,
 2 plugs for tank.
 Total useful capacity of the cabinet: 150 litres
 Capacity of safety tank for oil: 77 litres



ORD. NO. **Dim. mm**
F AE 8058 45 04 717x750x1600 h


Cabinet complete with:
 2 full extension retractable shelves (200 kg),
 4 plastic cans 25 litres capacity,
 5 plastic cans 10 litres capacity,
 1 height adjustable shelf (150 kg) 618 mm deep,
 1 retractable safety tank for oil 40 litres capacity,
 1 safety tank for oil 77 litres capacity,
 2 plugs for tank.
 Total useful capacity of the cabinet: 150 litres
 Capacity of safety tank for oil: 117 litres

STANDARD CS

COMPUTER CABINETS series F AS


LENGTH = 717 mm DEPTH = 635 mm

RAL 7000 F.....01 RAL 6011 F.....02 RAL 5012 F.....04 RAL 7035 F.....08




Dim. mm 717x635x1560 h.

Complete with: 2 height adjustable shelves, 1 retractable keyboard shelf, 1 retractable shelf



Dim. mm 717x635x1660 h.

Complete with: 2 height adjustable shelves, 1 retractable keyboard shelf, 1 retractable shelf, 1 pair of 100 mm h base plinths without facing piece



Dim. mm 717x635x1690 h.

Complete with:
2 height adjustable shelves, 1 retractable keyboard shelf, 1 retractable shelf,
2 swivel nylon wheels with brake, 2 fixed nylon wheels Ø 100 mm

type and number of wired sockets:

ORD. NO. with 1 fan	D	F	GB	I	CH	IL
F AS 1601 12 04	5	-	-	-	-	-
F AS 1601 22 04	2	3	-	-	-	-
F AS 1601 32 04	2	-	2	-	-	-
F AS 1601 42 04	2	-	-	3	-	-
F AS 1601 52 04	2	-	-	-	3	-
F AS 1601 72 04	2	-	-	-	-	3

ORD. NO. with 2 fans	D	F	GB	I	CH	IL
F AS 1602 12 04	5	-	-	-	-	-
F AS 1602 22 04	2	3	-	-	-	-
F AS 1602 32 04	2	-	2	-	-	-
F AS 1602 42 04	2	-	-	3	-	-
F AS 1602 52 04	2	-	-	-	3	-
F AS 1602 72 04	2	-	-	-	-	3

type and number of wired sockets:

ORD. NO. with 1 fan	D	F	GB	I	CH	IL
F AS 1601 14 04	5	-	-	-	-	-
F AS 1601 24 04	2	3	-	-	-	-
F AS 1601 34 04	2	-	2	-	-	-
F AS 1601 44 04	2	-	-	3	-	-
F AS 1601 54 04	2	-	-	-	3	-
F AS 1601 74 04	2	-	-	-	-	3

ORD. NO. with 2 fans	D	F	GB	I	CH	IL
F AS 1602 14 04	5	-	-	-	-	-
F AS 1602 24 04	2	3	-	-	-	-
F AS 1602 34 04	2	-	2	-	-	-
F AS 1602 44 04	2	-	-	3	-	-
F AS 1602 54 04	2	-	-	-	3	-
F AS 1602 74 04	2	-	-	-	-	3

type and number of wired sockets:

ORD. NO. with 1 fan	D	F	GB	I	CH	IL
F AS 1601 13 04	5	-	-	-	-	-
F AS 1601 23 04	2	3	-	-	-	-
F AS 1601 33 04	2	-	2	-	-	-
F AS 1601 43 04	2	-	-	3	-	-
F AS 1601 53 04	2	-	-	-	3	-
F AS 1601 73 04	2	-	-	-	-	3

ORD. NO. with 2 fans	D	F	GB	I	CH	IL
F AS 1602 13 04	5	-	-	-	-	-
F AS 1602 23 04	2	3	-	-	-	-
F AS 1602 33 04	2	-	2	-	-	-
F AS 1602 43 04	2	-	-	3	-	-
F AS 1602 53 04	2	-	-	-	3	-
F AS 1602 73 04	2	-	-	-	-	3

MITA' FILM

THRILLER A

VISIONE



E FANTO



VIZIONE



*Il musical
più visto
di tutti i tempi
finalmente
in DVD e VHS*





ORD. NO. **Dim. mm**

F AA 1100 51 04 512x555x1000 h

Cabinet with 2 shelves depth 500 mm (100 kg).
Cabinet load capacity 250 kg.



ORD. NO. **Dim. mm**

F AC 4100 01 07 512x555x20 h

TOP WITH 3 EDGES WITH OIL-RESISTANT RUBBER MAT

■ BLACK
F.....07



ORD. NO. **Dim. mm**

F UZ 3050 13 07 512x555x31,5 h

MDF TOP WITH OIL-RESISTANT RUBBER COVERING
AND 2 SIDE PROFILES FOR SINGLE CABINET

■ BLACK
F.....07



ORD. NO. **Dim. mm**

F AA 1100 53 04 512x555x1000 h

Cabinet with 2 shelves depth 500 mm (100 kg).
1 normal extension drawer (50 kg).
Cabinet load capacity 250 kg.



ORD. NO. **Dim. mm**

F AA 1100 54 04 512x555x1000 h

Cabinet with 1 shelf depth 500 mm (100 kg).
2 normal extension drawers (50 kg).
Cabinet load capacity 250 kg.



ORD. NO. **Dim. mm**

F AA 1100 56 04 512x555x1000 h

Cabinet with 1 shelf depth 500 mm (100 kg).
3 normal extension drawers (50 kg).
Cabinet load capacity 250 kg.



ORD. NO. **Dim. mm**

F AA 0110 01 04 512x555x1270 h

Cabinet with 1 shelf depth 500 mm (100 kg).
1 writing desk top with normal extension
drawer (50 kg). Cabinet load capacity 250 kg.

PERFORM A120

LENGTH = 1023 mm DEPTH = 555 mm

LEAF DOOR CABINETS series F AA 1200

RAL 7000
F.....01

RAL 6011
F.....02

RAL 5012
F.....04

RAL 7035
F.....08



ORD. NO. **Dim. mm**

F AA 1200 51 04 1023x555x1000 h

Cabinet with 2 shelves depth 500 mm (100 kg).
Cabinet load capacity 600 kg.



ORD. NO.

Dim. mm

F AC 4200 01 07

1023x555x20 h

TOP WITH 3 EDGES WITH OIL-RESISTANT RUBBER MAT

■ BLACK
F.....07



ORD. NO.

Dim. mm

F UZ 3060 13 07

1023x555x31,5 h

MDF TOP WITH OIL-RESISTANT RUBBER COVERING
AND 2 SIDE PROFILES FOR SINGLE CABINET

■ BLACK
F.....07



ORD. NO. **Dim. mm**

F AA 1200 59 04 1023x555x1000 h

Cabinet with 1 shelf depth 500 mm (100 kg).
1 normal extension drawer (50 kg).
Cabinet load capacity 600 kg.



ORD. NO. **Dim. mm**

F AA 1200 53 04 1023x555x1000 h

Cabinet with 1 shelf depth 500 mm (100 kg).
1 normal extension drawer (50 kg).
1 pair of normal extension drawers (50 kg).
Cabinet load capacity: 600 kg



ORD. NO. **Dim. mm**

F AA 1200 54 04 1023x555x1000 h

Cabinet with 1 shelf depth 500 mm (100 kg).
2 pairs of normal extension drawers (50 kg).
Cabinet load capacity 600 kg.



ORD. NO. **Dim. mm**

F AA 1200 55 04 1023x555x1000 h

Cabinet with 1 shelf depth 500 mm (100 kg).
2 normal extension drawers (50 kg).
Cabinet load capacity 600 kg.

■ If the cabinet is with drawers it must be fixed to the floor or to the wall
■ All indicated loads are net and refer to evenly distributed weights

■ Top shelf load capacity = 80 kg
■ S = normal extension 87%

RAL 7000 F. 01	RAL 6011 F. 02	RAL 5012 F. 04	RAL 7035 F. 08
------------------------	------------------------	------------------------	------------------------



ORD. NO.	Dim. mm
F AA 1500 51 04	1194x555x1000 h
Cabinet with 2 shelves depth 500 mm (100 kg). Cabinet load capacity 600 kg.	

ORD. NO.	Dim. mm
F AC 4300 01 07	1194x555x20 h
TOP WITH 3 EDGES WITH OIL-RESISTANT RUBBER MAT	



■ BLACK
F. 07

ORD. NO.	Dim. mm
F UZ 3070 13 07	1194x555x31,5 h
MDF TOP WITH OIL-RESISTANT RUBBER COVERING AND 2 SIDE PROFILES FOR SINGLE CABINET	



■ BLACK
F. 07



ORD. NO.	Dim. mm
F AA 1500 52 04	1194x555x1000 h
Cabinet with 1 shelf depth 500 mm (100 kg). 1 pair of normal extension drawers (50 kg), Cabinet load capacity: 600 kg	



ORD. NO.	Dim. mm
F AA 1500 55 04	1194x555x1000 h
Cabinet with 1 shelf depth 500 mm (100 kg). 1 normal extension drawer (50 kg). 1 pair of normal extension drawers (50 kg), Cabinet load capacity: 600 kg	



ORD. NO.	Dim. mm
F AA 1500 54 04	1194x555x1000 h
Cabinet with 2 shelves depth 500 mm (100 kg). 1 normal extension drawer (50 kg). Cabinet load capacity: 600 kg	



ORD. NO.	Dim. mm
F AA 1500 57 04	1194x555x1270 h
Cabinet with 1 shelf depth 500 mm (100 kg). 2 normal extension drawers (50 kg). Cabinet load capacity: 600 kg	

PERFORM A124

LENGTH = 1023 mm DEPTH = 400 mm

LEAF DOOR CABINETS series F AA 1300

RAL 7000
F.01

RAL 6011
F.02

RAL 5012
F.04

RAL 7035
F.08



ORD. NO.	Dim. mm
F AA 1300 01 04	1023x400x2000 h

Cabinet with 4 shelves depth 345 mm (100 kg).
Cabinet load capacity: 800 kg



ORD. NO.	Dim. mm
F AA 1302 03 04	1023x400x2000 h

Cabinet with 4 shelves depth 345 mm (100 kg).
Cabinet load capacity: 800 kg

■ 3 mm thickness polycarbonate doors



ORD. NO.	Dim. mm
F AA 1300 02 04	1023x400x2000 h

Cabinet with 6 shelves depth 345 mm (100 kg).
Cabinet load capacity: 800 kg

F AA 1300 52 04	1023x400x2000 h
------------------------	-----------------

Including:
1 cabinet ORD. NO. F AA 1300 02 04
28 size 3 grey containers



ORD. NO.	Dim. mm
F AA 1303 02 04	1023x400x2000 h

Cabinet with 4 perforated panels, 1 shelf depth 250 mm (25 kg). Cabinet load capacity: 800 kg.

F AA 1303 52 04	1023x400x2000 h
------------------------	-----------------

Including:
1 cabinet ORD. NO. F AA 1303 02 04
1 set of 142 hooks ORD. NO. F BL 9525 00 99
1 set of 13 hooks ORD. NO. F BL 9539 00 99

■ Load capacity of each individual door with perforated panels: 40 kg

■ The cabinet must be fixed to the floor or to the wall
■ All indicated loads are net and refer to evenly distributed weights

■ Top shelf load capacity = 80 kg



ORD. NO.	Dim. mm
F AA 1400 02 04	1023x555x2000 h
Cabinet with 4 shelves depth 500 mm (100 kg). 3 normal extension drawers (50 kg). Cabinet load capacity: 800 kg	



ORD. NO.	Dim. mm
F AA 1400 01 04	1023x555x2000 h
Cabinet with 4 shelves depth 500 mm (100 kg). Cabinet load capacity: 800 kg	



ORD. NO.	Dim. mm
F AA 1402 01 04	1023x555x2000 h
Cabinet with 4 shelves depth 500 mm (100 kg). Cabinet load capacity: 800 kg	

- 3 mm thickness polycarbonate doors



ORD. NO.	Dim. mm
F AA 1403 05 04	1023x555x2000 h
Cabinet with 4 shelves depth 250 mm (25 kg), 3 shelves depth 345 mm (50 kg), 1 shelf depth 500 mm (100 kg), 16 container rails, 3 normal extension drawers (50 kg). Load capacity: 800 kg.	

ORD. NO.	Dim. mm
F AA 1403 55 04	1023x555x2000 h
Including: 1 cabinet ORD. NO. F AA 1403 05 04 40 size 1 blue containers, 44 size 2 grey containers, 16 size 3A2 blue containers.	

- Load capacity of each individual door with perforated panels: 40 kg

LENGTH = 1023 mm DEPTH = 555 mm

RAL 7000
F.01

RAL 6011
F.02

RAL 5012
F.04

RAL 7035
F.08



ORD. NO. **Dim. mm**

F AA 1403 08 04 1023x555x2000 h

Cabinet with 2 perforated panels, 4 shelves depth 345 mm (50 kg), 8 container rails.
Cabinet load capacity: 800 kg.

F AA 1403 58 04 1023x555x2000 h

Including: 1 cabinet ORD. NO. F AA 1403 08 04,
8 size 1 blue containers, 20 size 2 grey containers,
8 size 3A2 blue containers, 8 size 3 blue containers,
1 set of 92 hooks ORD. NO F BL 9521 00 99.

- Load capacity of each individual door with perforated panels: 40 kg



ORD. NO. **Dim. mm**

F AA 1800 02 04 1023x555x2200 h

Cabinet with 4 shelves depth 500 mm (100 kg).
3 normal extension drawers (50 kg).
Cabinet load capacity: 800 kg

ORD. NO. F AA ZA03 00 08

Example including:

1 cabinet ORD. NO. F AA 1550 01 08 with 2 adjustable shelves,
1 cabinet ORD. NO. F AA 1540 01 08 with 5 adjustable shelves + 35 Multibox containers with safety rods + 40 guides for Multibox containers
+ 1 normal extension drawer, 1 cabinet with polycarbonate doors ORD. NO. F AA 1402 00 08 with 4 adjustable shelves



- The cabinet must be fixed to the floor or to the wall
- All indicated loads are net and refer to evenly distributed weights

- Top shelf load capacity = 80 kg
- S = normal extension 87%



BLACK
F.....07

ORD. NO.	Dim. mm
F AC 4500 01 07	2046x600x20 h
TOP WITH 3 EDGES WITH OIL-RESISTANT RUBBER MAT For cabinet F AB 8100	



BLACK
F.....07

ORD. NO.	Dim. mm
F UZ 3170 13 07	2046x600x31,5 h
MDF TOP WITH OIL-RESISTANT RUBBER COVERING AND 2 SIDE PROFILES FOR SINGLE CABINET	



ORD. NO.	Dim. mm
F AB 8100 10 04	2046x600x1000 h
Cabinet with 2 shelves depth 500 mm (100 kg) and 1 centre support. Cabinet load capacity: 300 kg per compartment	



ORD. NO.	Dim. mm
F AB 8300 01 04	2046x600x2000 h
Cabinet with 8 shelves depth 500 mm (100 kg). 1 centre support. Cabinet load capacity: 800 kg per compartment	



ORD. NO.	Dim. mm
F AB 8300 09 04	2046x600x2000 h
Cabinet with 8 shelves depth 500 mm (100 kg). 6 normal extension drawers (50 kg) and 1 centre support. Cabinet load capacity: 800 kg per compartment.	



ORD. NO.	Dim. mm
F AB 8302 01 04	2046x600x2000 h
Cabinet with 8 shelves depth 500 mm (100 kg). 1 centre support. Cabinet load capacity: 800 kg per compartment.	
■ 4 mm thickness polycarbonate doors	

PERFORM A700

LENGTH = 2046 mm DEPTH = 450 mm

SLIDING DOOR CABINETS series F AB 7000

RAL 7000
F. 01

RAL 6011
F. 02

RAL 5012
F. 04

RAL 7035
F. 08



BLACK
F. 07

ORD. NO.	Dim. mm
F AC 4450 01 07	2046x450x20 h
TOP WITH 3 EDGES WITH OIL-RESISTANT RUBBER MAT For cabinet F AB 7100/7200	



BLACK
F. 07

ORD. NO.	Dim. mm
F UZ 3040 13 07	2046x450x31,5 h
MDF TOP WITH OIL-RESISTANT RUBBER COVERING AND 2 SIDE PROFILES FOR SINGLE CABINET	



ORD. NO.	Dim. mm
F AB 7100 02 04	2046x450x1000 h
Cabinet with 2 shelves depth 370 mm (100 kg). 1 centre support. Cabinet load capacity: 300 kg per compartment.	



ORD. NO.	Dim. mm
F AB 7200 03 04	2046x450x1200 h
Cabinet with 4 shelves depth 370 mm (100 kg). 1 centre support. Cabinet load capacity: 300 kg per compartment.	

■ 4 mm thickness polycarbonate doors



ORD. NO.	Dim. mm
F AB 7302 02 04	2046x450x2000 h
Cabinet with 4 shelves depth 370 mm (100 kg), 1 centre support, 4 retractable frames for DIN A4 folders (30 kg). Cabinet load capacity: 400 kg per compartment.	



ORD. NO.	Dim. mm
F AB 7300 01 04	2046x450x2000 h
Cabinet with 8 shelves depth 370 mm (100 kg). 1 centre support. Cabinet load capacity: 400 kg per compartment.	

- We suggest to secure the cabinet (1000/1200 mm h) to the floor or to the wall
- The cabinets (2000 mm h) must be fixed to the floor or to the wall

- All indicated loads are net and refer to evenly distributed weights
- Top shelf load capacity = 80 kg

RAL 7000 F.....01	RAL 6011 F.....02	RAL 5012 F.....04	RAL 7035 F.....08
----------------------	----------------------	----------------------	----------------------



BLACK
F.....07

ORD. NO.	Dim. mm
F AC 4400 01 07	1500x600x20 h
TOP WITH 3 EDGES WITH OIL-RESISTANT RUBBER MAT For cabinet F AB 6100	



BLACK
F.....07

ORD. NO.	Dim. mm
F UZ 3160 13 07	1500x600x31,5 h
MDF TOP WITH OIL-RESISTANT RUBBER COVERING AND 2 SIDE PROFILES FOR SINGLE CABINET	



ORD. NO.	Dim. mm
F AB 6100 02 04	1500x600x1000 h
Cabinet with 1 shelf depth 500 mm (100 kg). Cabinet load capacity: 600 kg.	



ORD. NO.	Dim. mm
F AB 6300 02 04	1500x600x2000 h
Cabinet with 4 shelves depth 500 mm (100 kg). Cabinet load capacity: 800 kg.	



ORD. NO.	Dim. mm
F AB 6302 02 04	1500x600x2000 h
Cabinet with 8 shelves depth 500 mm (150 kg), 1 centre support. Cabinet load capacity: 400 kg per compartment	

ORD. NO.	Dim. mm
F AB 6302 52 04	1500x600x2000 h
Including: 1 cabinet ORD. NO. F AB 6302 02 04, 5 size 4 grey containers.	

■ 3 mm thickness polycarbonate doors



ORD. NO. F AB ZA07 00 50

Dim. mm 3000x600x2000 h. Example including: 1 cabinet without doors

ORD. NO. F AB 6301 00 08 with 8 adjustable shelves,

1 centre support and 9 size 3 blue containers, 1 pair of doors ORD. NO. F AC 0255 00 04,

1 cabinet without doors ORD. NO. F AB 6301 00 08 with 3 adjustable shelves,

1 pair of doors ORD. NO. F AC 0255 00 04.

PERFORM A500

LENGTH = 1500 mm DEPTH = 450 mm

SLIDING DOOR CABINETS series F AB 5000

RAL 7000
F.....01

RAL 6011
F.....02

RAL 5012
F.....04

RAL 7035
F.....08



■ BLACK
F.....07

ORD. NO.	Dim. mm
F AC 4350 01 07	1500x450x20 h
TOP WITH 3 EDGES WITH OIL-RESISTANT RUBBER MAT For cabinet F AB 5100/5200	



■ BLACK
F.....07

ORD. NO.	Dim. mm
F UZ 3030 13 07	1500x450x31,5 h
MDF TOP WITH OIL-RESISTANT RUBBER COVERING AND 2 SIDE PROFILES FOR SINGLE CABINET	



ORD. NO.	Dim. mm
F AB 5100 02 04	1500x450x1000 h
Cabinet without centre support. Including 1 shelf depth 370 mm (100 kg). Cabinet load capacity: 600 kg.	



ORD. NO.	Dim. mm
F AB 5200 03 04	1500x450x1200 h
Cabinet without centre support. Including 2 shelves depth 370 mm (100 kg). Cabinet load capacity: 600 kg.	

F AB 5200 53 04	1500x450x1200 h
Including: 1 cabinet ORD. NO. F AB 5200 03 04, 6 size 3 blue containers.	

■ 3 mm thickness polycarbonate doors



ORD. NO.	Dim. mm
F AB 5302 02 04	1500x450x2000 h
Cabinet with 8 shelves depth 500 mm (150 kg). 1 centre support. Cabinet load capacity: 400 kg per compartment	
F AB 5302 52 04	1500x450x2000 h
Including: 1 cabinet ORD. NO. F AB 5302 02 04, 9 size 3 grey containers.	



ORD. NO.	Dim. mm
F AB 5300 02 04	1500x450x2000 h
Cabinet without centre support. Including 4 shelves depth 370 mm (100 kg). Cabinet load capacity: 800 kg.	

■ We suggest to secure the cabinet (1000/1200 mm h) to the floor or to the wall
■ The cabinets (2000 mm h) must be fixed to the floor or to the wall

■ All indicated loads are net and refer to evenly distributed weights
■ Top shelf load capacity = 80 kg



BLACK F.....07

ORD. NO.	Dim. mm
F AC 4250 01 07	1023x600x20 h
TOP WITH 3 EDGES WITH OIL-RESISTANT RUBBER MAT For cabinet F AB 4100	



BLACK F.....07

ORD. NO.	Dim. mm
F UZ 3140 13 07	1023x600x31,5 h
MDF TOP WITH OIL-RESISTANT RUBBER COVERING AND 2 SIDE PROFILES FOR SINGLE CABINET	



ORD. NO.	Dim. mm
F AB 4100 02 04	1023x600x1000 h
Cabinet with 2 shelves depth 500 mm (100 kg). 2 normal extension drawers (50 kg), 1 centre support. Cabinet load capacity: 300 kg per compartment.	



ORD. NO.	Dim. mm
F AB 4100 07 04	1023x600x1000 h
Cabinet without centre support. Including 1 shelf depth 500 mm (100 kg). Cabinet load capacity: 600 kg.	



ORD. NO.	Dim. mm
F AB 4300 09 04	1023x600x2000 h
Cabinet with 8 shelves depth 500 mm (100 kg). 4 normal extension drawers (50 kg), 1 centre support. Cabinet load capacity: 400 kg per compartment.	



ORD. NO.	Dim. mm
F AB 4300 11 04	1023x600x2000 h
Cabinet without centre support. Including 4 shelves depth 500 mm (100 kg). Cabinet load capacity: 800 kg.	

PERFORM A300

LENGTH = 1023 mm DEPTH = 450 mm

SLIDING DOOR CABINETS series F AB 3000

RAL 7000
F.....01

RAL 6011
F.....02

RAL 5012
F.....04

RAL 7035
F.....08



BLACK
F.....07

ORD. NO.	Dim. mm
F AC 4150 01 07	1023x450x20 h
TOP WITH 3 EDGES WITH OIL-RESISTANT RUBBER MAT For cabinet F AB 3100/3200	



BLACK
F.....07

ORD. NO.	Dim. mm
F UZ 3010 13 07	1023x450x31,5 h
MDF TOP WITH OIL-RESISTANT RUBBER COVERING AND 2 SIDE PROFILES FOR SINGLE CABINET	



ORD. NO.	Dim. mm
F AB 3100 01 04	1023x450x1000 h
Cabinet with 1 shelf depth 370 mm (100 kg). Cabinet load capacity: 600 kg.	



ORD. NO.	Dim. mm
F AB 3200 02 04	1023x450x1200 h
Cabinet with 2 shelves depth 370 mm (100 kg). Cabinet load capacity: 600 kg.	



ORD. NO.	Dim. mm
F AB 3300 01 04	1023x450x2000 h
Cabinet with 4 shelves depth 370 mm (100 kg). Cabinet load capacity: 800 kg.	



ORD. NO. F AB 3300 S1 51
Dim. mm 1023x450x2000 h.
Example including:
1 cabinet without doors
ORD. NO. F AB 3301 00 04
with 6 adjustable shelves,
1 pair of sliding doors
ORD. NO. F AC 0150 00 01,
16 size 3 blue containers
ORD. NO. F PM 4151 00 04,
12 size 3 grey containers
ORD. NO. F PM 4151 00 01

■ We suggest to secure the cabinet (1000/1200 mm h) to the floor or to the wall
■ The cabinets (2000 mm h) must be fixed to the floor or to the wall

■ All indicated loads are net and refer to evenly distributed weights
■ Top shelf load capacity = 80 kg



compartments width 585 mm - depth 500 mm



compartments width 300 mm - depth 500 mm



compartments width 300 mm - depth 500 mm

■ Locker with fixed shelves and fixed separation panel

SERIES GS120

ORD. NO. with cylinder lock	accessories	dim. mm
F AN 1201 01 51	without feet	585x500x1750 h
F AN 1201 07 51	with feet	585x500x1950 h

Replacement lock with 2 keys: ORD. NO. R CSR 0018 00

ORD. NO. with locking mechanism	accessories	dim. mm
F AN 1201 11 51	without feet	585x500x1750 h
F AN 1201 17 51	with feet	585x500x1950 h

Replacement locking mechanism: ORD. NO. R CSR 0024 00



■ Locker with height-adjustable shelf for helmet

SERIES GS130

ORD. NO. with cylinder lock	compartments no.	accessories	dim. mm
F AN 1302 01 51	2	without feet	610x500x1750 h
F AN 1302 07 51	2	with feet	610x500x1950 h
F AN 1303 01 51	3	without feet	900x500x1750 h
F AN 1303 07 51	3	with feet	900x500x1950 h
F AN 1304 01 51	4	without feet	1195x500x1750 h
F AN 1304 07 51	4	with feet	1195x500x1950 h

Replacement lock with 2 keys: ORD. NO. R CSR 0018 00

ORD. NO. with locking mechanism	compartments no.	accessories	dim. mm
F AN 1302 11 51	2	without feet	610x500x1750 h
F AN 1302 17 51	2	with feet	610x500x1950 h
F AN 1303 11 51	3	without feet	900x500x1750 h
F AN 1303 17 51	3	with feet	900x500x1950 h
F AN 1304 11 51	4	without feet	1195x500x1750 h
F AN 1304 17 51	4	with feet	1195x500x1950 h

Replacement locking mechanism: ORD. NO. R CSR 0024 00



■ Locker with height-adjustable shelf for helmet

SERIES GS230

ORD. NO. with cylinder lock	compartments no.	accessories	dim. mm
F AN 2302 01 51	2	without feet	610x500x1940 h
F AN 2302 07 51	2	with feet	610x500x2140 h
F AN 2303 01 51	3	without feet	900x500x1940 h
F AN 2303 07 51	3	with feet	900x500x2140 h
F AN 2304 01 51	4	without feet	1195x500x1940 h
F AN 2304 07 51	4	with feet	1195x500x2140 h

Replacement lock with 2 keys: ORD. NO. R CSR 0018 00

ORD. NO. with locking mechanism	compartments no.	accessories	dim. mm
F AN 2302 11 51	2	without feet	610x500x1940 h
F AN 2302 17 51	2	with feet	610x500x2140 h
F AN 2303 11 51	3	without feet	900x500x1940 h
F AN 2303 17 51	3	with feet	900x500x2140 h
F AN 2304 11 51	4	without feet	1195x500x1940 h
F AN 2304 17 51	4	with feet	1195x500x2140 h

Replacement locking mechanism: ORD. NO. R CSR 0024 00

UNIT WIDTH = 400 mm DEPTH = 500 mm

RAL 5012 +
RAL 7000 F. 51



compartments width 400 mm - depth 500 mm

SERIES GS140



Locker with height-adjustable shelf for helmet

ORD. NO. with cylinder lock	compartments no.	accessories	dim. mm
F AN 1402 01 51	2	without feet	805x500x1750 h
F AN 1402 07 51	2	with feet	805x500x1950 h
F AN 1403 01 51	3	without feet	1195x500x1750 h
F AN 1403 07 51	3	with feet	1195x500x1950 h

Replacement lock with 2 keys: ORD. NO. R CSR 0018 00

ORD. NO. with locking mechanism	compartments no.	accessories	dim. mm
F AN 1402 11 51	2	without feet	805x500x1750 h
F AN 1402 17 51	2	with feet	805x500x1950 h
F AN 1403 11 51	3	without feet	1195x500x1750 h
F AN 1403 17 51	3	with feet	1195x500x1950 h

Replacement locking mechanism: ORD. NO. R CSR 0024 00



compartments width 400 mm - depth 500 mm

SERIES GS240



Locker with height-adjustable shelf for helmet

ORD. NO. with cylinder lock	compartments no.	accessories	dim. mm
F AN 2402 01 51	2	without feet	805x500x1940 h
F AN 2402 07 51	2	with feet	805x500x2140 h
F AN 2403 01 51	3	without feet	1195x500x1940 h
F AN 2403 07 51	3	with feet	1195x500x2140 h

Replacement lock with 2 keys: ORD. NO. R CSR 0018 00

ORD. NO. with locking mechanism	compartments no.	accessories	dim. mm
F AN 2402 11 51	2	without feet	805x500x1940 h
F AN 2402 17 51	2	with feet	805x500x2140 h
F AN 2403 11 51	3	without feet	1195x500x1940 h
F AN 2403 17 51	3	with feet	1195x500x2140 h

Replacement locking mechanism: ORD. NO. R CSR 0024 00



compartments width 400 mm - depth 500 mm

SERIES GS150

Locker with fixed shelf and adjustable separation panel

ORD. NO. with cylinder lock	compartments no.	accessories	dim. mm
F AN 1502 01 51	2	without feet	805x500x1750 h
F AN 1502 07 51	2	with feet	805x500x1950 h
F AN 1503 01 51	3	without feet	1195x500x1750 h
F AN 1503 07 51	3	with feet	1195x500x1950 h

Replacement lock with 2 keys: ORD. NO. R CSR 0018 00

ORD. NO. with locking mechanism	compartments no.	accessories	dim. mm
F AN 1502 11 51	2	without feet	805x500x1750 h
F AN 1502 17 51	2	with feet	805x500x1950 h
F AN 1503 11 51	3	without feet	1195x500x1750 h
F AN 1503 17 51	3	with feet	1195x500x1950 h

Replacement locking mechanism: ORD. NO. R CSR 0024 00



compartments width 400 mm - depth 500 mm



■ Locker with height-adjustable shelf for helmet

SERIES GS150

ORD. NO. with cylinder lock	compartments no.	accessories	dim. mm
F AN 1502 31 51	2	without feet	805x500x1750 h
F AN 1502 37 51	2	with feet	805x500x1950 h
F AN 1503 31 51	3	without feet	1195x500x1750 h
F AN 1503 37 51	3	with feet	1195x500x1950 h

Replacement lock with 2 keys: ORD. NO. R CSR 0018 00

ORD. NO. with locking mechanism	compartments no.	accessories	dim. mm
F AN 1502 41 51	2	without feet	805x500x1750 h
F AN 1502 47 51	2	with feet	805x500x1950 h
F AN 1503 41 51	3	without feet	1195x500x1750 h
F AN 1503 47 51	3	with feet	1195x500x1950 h

Replacement locking mechanism: ORD. NO. R CSR 0024 00



compartments width 400 mm - depth 500 mm

SERIES GS250

ORD. NO. with cylinder lock	compartments no.	accessories	dim. mm
F AN 2502 01 51	2	without feet	805x500x1940 h
F AN 2502 07 51	2	with feet	805x500x2140 h
F AN 2503 01 51	3	without feet	1195x500x1940 h
F AN 2503 07 51	3	with feet	1195x500x2140 h

Replacement lock with 2 keys: ORD. NO. R CSR 0018 00

ORD. NO. with locking mechanism	compartments no.	accessories	dim. mm
F AN 2502 11 51	2	without feet	805x500x1940 h
F AN 2502 17 51	2	with feet	805x500x2140 h
F AN 2503 11 51	3	without feet	1195x500x1940 h
F AN 2503 17 51	3	with feet	1195x500x2140 h

Replacement locking mechanism: ORD. NO. R CSR 0024 00



compartments width 400 mm - depth 500 mm



■ Locker with height-adjustable shelf for helmet

SERIES GS250

ORD. NO. with cylinder lock	compartments no.	accessories	dim. mm
F AN 2502 31 51	2	without feet	805x500x1940 h
F AN 2502 37 51	2	with feet	805x500x2140 h
F AN 2503 31 51	3	without feet	1195x500x1940 h
F AN 2503 37 51	3	with feet	1195x500x2140 h

Replacement lock with 2 keys: ORD. NO. R CSR 0018 00

ORD. NO. with locking mechanism	compartments no.	accessories	dim. mm
F AN 2502 41 51	2	without feet	805x500x1940 h
F AN 2502 47 51	2	with feet	805x500x2140 h
F AN 2503 41 51	3	without feet	1195x500x1940 h
F AN 2503 47 51	3	with feet	1195x500x2140 h

Replacement locking mechanism: ORD. NO. R CSR 0024 00

UNIT WIDTH = 400/585 mm DEPTH = 500 mm

RAL 5012 + RAL 7000 F.51



compartments width 400 mm - depth 500 mm

SERIES GS160

ORD. NO. with cylinder lock	compartments no.	accessories	dim. mm
F AN 1602 01 51	2	without feet	805x500x1750 h
F AN 1602 07 51	2	with feet	805x500x1950 h
F AN 1603 01 51	3	without feet	1195x500x1750 h
F AN 1603 07 51	3	with feet	1195x500x1950 h

Replacement lock with 2 keys: ORD. NO. R CSR 0018 00

ORD. NO. with locking mechanism	compartments no.	accessories	dim. mm
F AN 1602 11 51	2	without feet	805x500x1750 h
F AN 1602 17 51	2	with feet	805x500x1950 h
F AN 1603 11 51	3	without feet	1195x500x1750 h
F AN 1603 17 51	3	with feet	1195x500x1950 h

Replacement locking mechanism: ORD. NO. R CSR 0024 00



compartments width 400 mm - depth 500 mm

SERIES GS260

ORD. NO. with cylinder lock	compartments no.	accessories	dim. mm
F AN 2602 01 51	2	without feet	805x500x1940 h
F AN 2602 07 51	2	with feet	805x500x2140 h
F AN 2603 01 51	3	without feet	1195x500x1940 h
F AN 2603 07 51	3	with feet	1195x500x2140 h

Replacement lock with 2 keys: ORD. NO. R CSR 0018 00

ORD. NO. with locking mechanism	compartments no.	accessories	dim. mm
F AN 2602 11 51	2	without feet	805x500x1940 h
F AN 2602 17 51	2	with feet	805x500x2140 h
F AN 2603 11 51	3	without feet	1195x500x1940 h
F AN 2603 17 51	3	with feet	1195x500x2140 h

Replacement locking mechanism: ORD. NO. R CSR 0024 00



compartments width 585 mm - depth 500 mm

SERIES GS170

ORD. NO. with cylinder lock	compartments no.	accessories	dim. mm
F AN 1701 01 51	1	without feet	585x500x1750 h
F AN 1701 07 51	1	with feet	585x500x1950 h
F AN 1702 01 51	2	without feet	1145x500x1750 h
F AN 1702 07 51	2	with feet	1145x500x1950 h

Replacement lock with 2 keys: ORD. NO. R CSR 0029 00



compartments width 585 mm - depth 500 mm



compartments width 300 mm - depth 500 mm



compartments width 300/400 mm - depth 500 mm

SERIES GS180

ORD. NO. with cylinder lock	compartments no.	accessories	dim. mm
F AN 1801 01 51	1	without feet	585x500x1750 h
F AN 1801 07 51	1	with feet	585x500x1950 h
F AN 1802 01 51	2	without feet	1145x500x1750 h
F AN 1802 07 51	2	with feet	1145x500x1950 h

Replacement lock with 2 keys: ORD. NO. R CSR 0018 00

ORD. NO. with locking mechanism	compartments no.	accessories	dim. mm
F AN 1801 11 51	1	without feet	585x500x1750 h
F AN 1801 17 51	1	with feet	585x500x1950 h
F AN 1802 11 51	2	without feet	1145x500x1750 h
F AN 1802 17 51	2	with feet	1145x500x1950 h

Replacement locking mechanism: ORD. NO. R CSR 0024 00

SERIES GS190

ORD. NO. with cylinder lock	compartments no.	accessories	dim. mm
F AN 1904 01 51	2x2	without feet	610x500x1750 h
F AN 1904 07 51	2x2	with feet	610x500x1950 h
F AN 1906 01 51	2x3	without feet	900x500x1750 h
F AN 1906 07 51	2x3	with feet	900x500x1950 h
F AN 1908 01 51	2x4	without feet	1195x500x1750 h
F AN 1908 07 51	2x4	with feet	1195x500x1950 h

Replacement lock with 2 keys: ORD. NO. R CSR 0017 00

ORD. NO. with locking mechanism	compartments no.	accessories	dim. mm
F AN 1904 11 51	2x2	without feet	610x500x1750 h
F AN 1904 17 51	2x2	with feet	610x500x1950 h
F AN 1906 11 51	2x3	without feet	900x500x1750 h
F AN 1906 17 51	2x3	with feet	900x500x1950 h
F AN 1908 11 51	2x4	without feet	1195x500x1750 h
F AN 1908 17 51	2x4	with feet	1195x500x1950 h

Replacement locking mechanism: ORD. NO. R CSR 0022 00

SERIES FS700


ORD. NO. with cylinder lock	compartments no.	accessories	dim. mm
F AM 7010 01 08	14	without feet	2025x500x1750*h
F AM 7012 01 08	14	with feet	2025x500x1950*h
F AM 7310 01 08	14	without feet	2325x500x1750**h
F AM 7312 01 08	14	with feet	2325x500x1950**h

*with 1000 mm long shelves **with 1300 mm long shelves
Replacement lock with 2 keys: ORD. NO. R CSR 0017 00

ORD. NO. with locking mechanism	compartments no.	accessories	dim. mm
F AM 7020 01 08	14	without feet	2025x500x1750*h
F AM 7022 01 08	14	with feet	2025x500x1950*h
F AM 7320 01 08	14	without feet	2325x500x1750**h
F AM 7322 01 08	14	with feet	2325x500x1950**h

*with 1000 mm long shelves **with 1300 mm long shelves
Replacement locking mechanism: ORD. NO. R CSR 0022 00

SERIES FS1000



ORD. NO. with cylinder lock	compartments no.	accessories	dim. mm
F AM 1025 01 51	2x5	without feet	610x500x1750 h
F AM 1025 07 51	2x5	with feet	610x500x1950 h
F AM 1035 01 51	3x5	without feet	900x500x1750 h
F AM 1035 07 51	3x5	with feet	900x500x1950 h
F AM 1045 01 51	4x5	without feet	1195x500x1750 h
F AM 1045 07 51	4x5	with feet	1195x500x1950 h

Replacement lock with 2 keys: ORD. NO. R CSR 0017 00

ORD. NO. with locking mechanism	compartments no.	accessories	dim. mm
F AM 1025 11 51	2x5	without feet	610x500x1750 h
F AM 1025 17 51	2x5	with feet	610x500x1950 h
F AM 1035 11 51	3x5	without feet	900x500x1750 h
F AM 1035 17 51	3x5	with feet	900x500x1950 h
F AM 1045 11 51	4x5	without feet	1195x500x1750 h
F AM 1045 17 51	4x5	with feet	1195x500x1950 h

Replacement locking mechanism: ORD. NO. R CSR 0022 00

SERIES FS1100



ORD. NO. with cylinder lock	compartments no.	accessories	dim. mm
F AM 1124 01 51	2x4	without feet	610x500x1750 h
F AM 1124 07 51	2x4	with feet	610x500x1950 h
F AM 1134 01 51	3x4	without feet	900x500x1750 h
F AM 1134 07 51	3x4	with feet	900x500x1950 h
F AM 1144 01 51	4x4	without feet	1195x500x1750 h
F AM 1144 07 51	4x4	with feet	1195x500x1950 h

Replacement lock with 2 keys: ORD. NO. R CSR 0017 00

ORD. NO. with locking mechanism	compartments no.	accessories	dim. mm
F AM 1124 11 51	2x4	without feet	610x500x1750 h
F AM 1124 17 51	2x4	with feet	610x500x1950 h
F AM 1134 11 51	3x4	without feet	900x500x1750 h
F AM 1134 17 51	3x4	with feet	900x500x1950 h
F AM 1144 11 51	4x4	without feet	1195x500x1750 h
F AM 1144 17 51	4x4	with feet	1195x500x1950 h

Replacement locking mechanism: ORD. NO. R CSR 0022 00

SERIES FS1200



ORD. NO. with cylinder lock	compartments no.	accessories	dim. mm
F AM 1214 01 51	1x4	without feet	415x500x1750 h
F AM 1214 07 51	1x4	with feet	415x500x1950 h
F AM 1224 01 51	2x4	without feet	805x500x1750 h
F AM 1224 07 51	2x4	with feet	805x500x1950 h
F AM 1234 01 51	3x4	without feet	1195x500x1750 h
F AM 1234 07 51	3x4	with feet	1195x500x1950 h

Replacement lock with 2 keys: ORD. NO. R CSR 0017 00

ORD. NO. with locking mechanism	compartments no.	accessories	dim. mm
F AM 1214 11 51	1x4	without feet	415x500x1750 h
F AM 1214 17 51	1x4	with feet	415x500x1950 h
F AM 1224 11 51	2x4	without feet	805x500x1750 h
F AM 1224 17 51	2x4	with feet	805x500x1950 h
F AM 1234 11 51	3x4	without feet	1195x500x1750 h
F AM 1234 17 51	3x4	with feet	1195x500x1950 h

Replacement locking mechanism: ORD. NO. R CSR 0022 00

RAL 5012 ± RAL 7000 F.51 RAL 7035 ± RAL 7000 F.56

RAL 7000 F.01 RAL 6011 F.02 RAL 5012 F.04 RAL 7035 F.08



ORD. NO. **F CN K600 06 51** **Dim. mm** 1073x685x935 h

TOOL HOLDERS EXCLUDED. TROLLEY LOAD CAPACITY KG 840
Including: 2 nylon swivel wheels with brake Ø 160 mm, 2 nylon fixed wheels Ø 160 mm, 1 tool holder frame 4-rows ORD. NO. F NC 5220 00 01, 1 pair of carriers ORD. NO. F NC 5640 00 01, 4 tool holder frames 1-row ORD. NO. F NC 5020 00 01, 2 pair of angled carriers ORD. NO. F NC 5711 00 99, 2 pair of horizontal carriers ORD. NO. F NC 5710 00 99, 1 adjustable shelf ORD. NO. F CN 5120 00 01, 1 rubber mat ORD. NO. F CN 5240 00 07, 2 adjustable shelves ORD. NO. F CN 5100 00 01, 2 rubber mats ORD. NO. F CN 5220 00 07, 1 empty drawer ORD. NO. F NC 8610 00 04



ORD. NO. **F CN F100 10 51** **Dim. mm** 1064x512x890 h

TOOL HOLDERS EXCLUDED. TROLLEY LOAD CAPACITY KG 500
Including: 2 nylon swivel wheels with brake Ø 125 mm, 2 nylon fixed wheels Ø 125 mm, 1 tool holder frame 3-rows, ORD. NO. F NC 5120 00 01, 1 pair of carriers ORD. NO. F NC 5620 00 01, 2 tool holder frames 1-row ORD. NO. F NC 5020 00 01, 2 pair of angled carriers ORD. NO. F NC 5711 00 99, 1 shelf ORD. NO. F CN 5510 00 04, 1 rubber mat ORD. NO. F CN 5210 00 07



ORD. NO. **F CN F100 01 51** **Dim. mm** 1064x512x890 h

TOOL HOLDERS EXCLUDED. TROLLEY LOAD CAPACITY KG 500
Including: 2 nylon swivel wheels with brake Ø 125 mm, 2 nylon fixed wheels Ø 125 mm, 1 tool holder frame 3-rows ORD. NO. F NC 5120 00 01, 1 pair of carriers ORD. NO. F NC 5620 00 01, 4 tool holder frames 1-row ORD. NO. F NC 5020 00 01, 4 pair of angled carriers ORD. NO. F NC 5711 00 99, 1 shelf ORD. NO. F CN 5510 00 04, 1 rubber mat ORD. NO. F CN 5210 00 07



ORD. NO. **F NC 2010 00 04** **Dim. mm** 565x450x350 h

Tool stand
TOOL HOLDERS EXCLUDED



tool holder type	max. quantity per tool frame	tool holder type	max. quantity per tool frame
ISO 30 / VDI 30	24	HSK A32-B40	24
ISO 40	24	HSK A40-B50	24
ISO 45 / VDI 40	18	HSK A50-B63	18
ISO 50	15	HSK A63-B80	18
VDI 50	18	HSK A80-B100	12
VDI 60	15	HSK A100-B125	12
MORSE TAPER 2/3/4	24	CAPTO C4/C5/C6	18
MORSE TAPER 5	18		



ORD. NO. tool holders	tool holder type	max. quantity per tool frame	max. quantity per tool frame	max. quantity per tool frame
		F NC 5020	F NC 5120	F NC 5220
F NC 9510 00 03	ISO 30	7	24	32
F NC 9530 00 03	ISO 40	7	24	32
F NC 9540 00 03	ISO 45	5	18	24
F NC 9550 00 03	ISO 50	5	15	20
F NC 9560 00 03	VDI 30	7	24	32
F NC 9570 00 03	VDI 40	5	18	24
F NC 9580 00 03	VDI 50	5	18	24
F NC 9590 00 03	VDI 60	5	15	20
F NC 9720 00 03	MORSE TAPER 2	7	24	32
F NC 9730 00 03	MORSE TAPER 3	7	24	32
F NC 9740 00 03	MORSE TAPER 4	7	24	32
F NC 9750 00 03	MORSE TAPER 5	5	18	24
F NC 9270 00 03	CAPTO C3	7	24	32
F NC 9275 00 03	CAPTO C4	5	18	24
F NC 9280 00 03	CAPTO C5	5	18	24
F NC 9285 00 03	CAPTO C6	5	18	24
F NC 9290 00 03	CAPTO C8	4	12	16
F NC 9210 00 03	HSK A32-B40	7	24	32
F NC 9220 00 03	HSK A40-B50	7	24	32
F NC 9230 00 03	HSK A50-B63	5	18	24
F NC 9240 00 03	HSK A63-B80	5	18	24
F NC 9250 00 03	HSK A80-B100	4	12	16
F NC 9260 00 03	HSK A100-B125	4	12	16
F NC 9640 00 03	2"	5	18	24
F NC 9650 00 03	2 1/4"	5	15	20
F NC 9010 00 03	58 mm	9	27	36
F NC 9020 00 03	65 mm	8	24	32
F NC 9030 00 03	75 mm	7	21	28
F NC 9040 00 03	87 mm	6	18	24
F NC 9050 00 03	105 mm	5	15	20

RAL 7000 F.....01 RAL 6011 F.....02

RAL 5012 + RAL 7000 F.....51

RAL 7035 + RAL 7000 F.....56



ORD. NO. **Dim. mm**
F NC 0210 01 51 1290x470x2000 h

TOOL HOLDERS EXCLUDED
 LOAD CAPACITY FOR COMPARTMENTS 500 KG
 Including:
 16 frames 1-row ORD. NO. F NC 5020 00 01
 16 pair of angled carriers ORD. NO. F NC 5711 00 99



ORD. NO. **Dim. mm**
F NC 0211 01 51 1290x495x2000 h

TOOL HOLDERS EXCLUDED
 LOAD CAPACITY FOR COMPARTMENTS 500 KG
 Including:
 16 frames 1-row ORD. NO. F NC 5020 00 01
 16 pair of angled carriers ORD. NO. F NC 5711 00 99



ORD. NO. **tool** **max. quantity**
tool holders **holder type** **per tool frame**
F NC 5020

F NC 9510 00 03	ISO 30	7
F NC 9530 00 03	ISO 40	7
F NC 9540 00 03	ISO 45	5
F NC 9550 00 03	ISO 50	5
F NC 9560 00 03	VDI 30	7
F NC 9570 00 03	VDI 40	5
F NC 9580 00 03	VDI 50	5
F NC 9590 00 03	VDI 60	5
F NC 9720 00 03	MORSE TAPER 2	7
F NC 9730 00 03	MORSE TAPER 3	7
F NC 9740 00 03	MORSE TAPER 4	7
F NC 9750 00 03	MORSE TAPER 5	5
F NC 9270 00 03	CAPTO C3	7
F NC 9275 00 03	CAPTO C4	5
F NC 9280 00 03	CAPTO C5	5
F NC 9285 00 03	CAPTO C6	5
F NC 9290 00 03	CAPTO C8	4
F NC 9210 00 03	HSK A32-B40	7
F NC 9220 00 03	HSK A40-B50	7
F NC 9230 00 03	HSK A50-B63	5
F NC 9240 00 03	HSK A63-B80	5
F NC 9250 00 03	HSK A80-B100	4
F NC 9260 00 03	HSK A100-B125	4
F NC 9640 00 03	2"	5
F NC 9650 00 03	2"¼	5
F NC 9010 00 03	58 mm	9
F NC 9020 00 03	65 mm	8
F NC 9030 00 03	75 mm	7
F NC 9040 00 03	87 mm	6
F NC 9050 00 03	105 mm	5



ORD. NO. **Dim. mm**
F NC 0110 01 51 660x470x2000 h

TOOL HOLDERS EXCLUDED
 LOAD CAPACITY OF SHELVING SYSTEM 1500 KG
 Including: 8 frames 1-row ORD. NO. F NC 5020 00 01
 8 pair of angled carriers ORD. NO. F NC 5711 00 99



ORD. NO. **Dim. mm**
F NC 0111 01 51 660x495x2000 h

TOOL HOLDERS EXCLUDED
 LOAD CAPACITY OF SHELVING SYSTEM 1500 KG
 Including: 8 frames 1-row ORD. NO. F NC 5020 00 01
 8 pair of angled carriers ORD. NO. F NC 5711 00 99

RAL 7000 F.....01	RAL 6011 F.....02	RAL 5012 F.....04	RAL 7035 F.....08
----------------------	----------------------	----------------------	----------------------



ORD. NO.	Dim. mm
F AA 1400 17 04	1023x555x2000 h
TOOL HOLDERS EXCLUDED	
Including:	
2 frames 3-rows with carriers ORD. NO. F NC 5160 00 04	
2 frames 3-rows ORD. NO. F NC 5140 00 01	
2 pair of carriers ORD. NO. F NC 5630 00 01	
2 telescopic extension drawers ORD. NO. F AC 1250 00 04	



ORD. NO.	Dim. mm
F AA 1400 18 04	1023x555x2000 h
TOOL HOLDERS EXCLUDED	
Including:	
4 frames 3-rows with carriers ORD. NO. F NC 5160 00 04	



ORD. NO.	Dim. mm
F AA 1401 02 04	1023x555x2000 h
TOOL HOLDERS EXCLUDED	
Including:	
4 frames 3-rows with carriers ORD. NO. F NC 5160 00 04	



ORD. NO. F AA 1400 19 08
Cabinet with leaf doors Ral 7035
dim. 1023x555x2000 mm h.
Including 2 drawers (100 kg), 2 tool holder frames
for drawers, 1 height adjustable tool holder frame,
2 height adjustable galvanised shelves (100 kg).
Tools, tool holders and tool boxes excluded.

RAL 7000
F.01

RAL 6011
F.02

RAL 5012
F.04

RAL 7035
F.08



ORD. NO. **Dim. mm**
F AA 1402 07 04 1023x555x2000 h

TOOL HOLDERS EXCLUDED

Including:

- 2 frames 3-rows with carriers ORD. NO. F NC 5160 00 04
- 2 frames 3-rows ORD. NO. F NC 5140 00 01
- 2 pair of carriers ORD. NO. F NC 5630 00 01
- 2 telescopic extension drawers ORD. NO. F AC 1250 00 04

ORD. NO. **Dim. mm**
F AA 1402 08 04 1023x555x2000 h

TOOL HOLDERS EXCLUDED

Including:

- 4 frames 3-rows with carriers ORD. NO. F NC 5160 00 04



ORD. NO. **Dim. mm**
F AA 1800 07 04 1023x555x2200 h

TOOL HOLDERS EXCLUDED

Including:

- 2 frames 3-rows with carriers ORD. NO. F NC 5160 00 04
- 2 frames 3-rows ORD. NO. F NC 5140 00 01
- 2 pair of carriers ORD. NO. F NC 5630 00 01
- 2 telescopic extension drawers ORD. NO. F AC 1250 00 04

ORD. NO. tool holders	tool holder type	max. q.ty per tool frame F NC 5160	max. q.ty per tool frame F NC 5140
F NC 9510 00 03	ISO 30	36	33
F NC 9530 00 03	ISO 40	36	33
F NC 9540 00 03	ISO 45	30	27
F NC 9550 00 03	ISO 50	24	24
F NC 9560 00 03	VDI 30	36	33
F NC 9570 00 03	VDI 40	30	27
F NC 9580 00 03	VDI 50	30	27
F NC 9590 00 03	VDI 60	24	24
F NC 9720 00 03	MORSE TAPER 2	36	33
F NC 9730 00 03	MORSE TAPER 3	36	33
F NC 9740 00 03	MORSE TAPER 4	36	33
F NC 9750 00 03	MORSE TAPER 5	30	27
F NC 9270 00 03	CAPTO C3	36	33
F NC 9275 00 03	CAPTO C4	30	27
F NC 9280 00 03	CAPTO C5	30	27
F NC 9285 00 03	CAPTO C6	30	27
F NC 9290 00 03	CAPTO C8	24	21
F NC 9210 00 03	HSK A32-B40	36	33
F NC 9220 00 03	HSK A40-B50	36	33
F NC 9230 00 03	HSK A50-B63	30	27
F NC 9240 00 03	HSK A63-B80	30	27
F NC 9250 00 03	HSK A80-B100	24	21
F NC 9260 00 03	HSK A100-B125	24	21
F NC 9640 00 03	2"	30	27
F NC 9650 00 03	2 1/4"	24	24
F NC 9010 00 03	58 mm	45	42
F NC 9020 00 03	65 mm	42	39
F NC 9030 00 03	75 mm	36	33
F NC 9040 00 03	87 mm	30	27
F NC 9050 00 03	105 mm	24	24

- The shelving system must be fixed to the floor or to the wall
- All indicated loads are net and refer to evenly distributed weights

- Frame load capacity = 150 kg
- Drawers load capacity = 100 kg

- Cabinet load capacity = 800 kg

RAL 7000 F.....01	RAL 6011 F.....02	RAL 5012 F.....04	RAL 7035 F.....08
----------------------	----------------------	----------------------	----------------------



ORD. NO.	Dim. mm
F AG 9000 01 07*	717x573x20 h
F AE 9003 01 07**	717x597x20 h

TOP WITH 3 EDGES WITH OIL-RESISTANT RUBBER MAT
For cabinet *F AE 1040 - **F AE 2040

BLACK
F.....07


ORD. NO.	Dim. mm
F AE 2040 10 04	717x597x1000 h

Cabinet with 2 drawers and 1 retractable shelf

ORD. NO.	Dim. mm
F AF 9000 01 07	1431x630x20 h

TOP WITH 3 EDGES WITH OIL-RESISTANT RUBBER MAT
For cabinet F AF 1040

BLACK
F.....07



ORD. NO.	Dim. mm
F AE 1040 01 04	717x597x1000 h

Cabinet with 4 drawers

ORD. NO.	Dim. mm
F AE 1040 15 04	717x597x1000 h

Cabinet with 2 drawers, 1 retractable shelf and 1 adjustable shelf

ORD. NO.	Dim. mm
F AE 2040 13 04	717x597x1000 h

Cabinet with 2 retractable shelves and 1 adjustable shelf



ORD. NO.	Dim. mm
F AF 1040 04 04	1431x632x1000 h

Cabinet with 4 drawers and 4 retractable shelves

ORD. NO.	Dim. mm
F AF 1040 10 04	1431x632x1000 h

Cabinet with 4 drawers and 2 retractable shelves

ORD. NO. F AE 1040 S1 50
Cabinet with leaf doors.

Dim. 717x597x1020 mm h Ral 7035+5012.
Including 2 drawers, 2 retractable shelves and 1 rubber top with 4 edges. Tools excluded.

NC-STANDARD F27

CABINETS with doors series F AE / F AF


LENGTH = 717 mm DEPTH = 597/632 mm (36x27 Eh)

RAL 7000
F.....01

RAL 6011
F.....02

RAL 5012
F.....04

RAL 7035
F.....08



ORD. NO. **Dim. mm**
F AE 2040 14 04 **717x597x1000 h**

TOOL HOLDERS EXCLUDED. Including:
1 normal extension drawer ORD. NO. F FG 1007 00 04
1 telescopic extension drawer ORD. NO. F FG 1110 00 04
1 telescopic retractable shelf ORD. NO. F FG 8110 00 04
1 frame 3-rows ORD. NO. F NC 5120 00 01
1 pair of carriers ORD. NO. F NC 5630 00 01



ORD. NO. F AE 2040 S1 01

Cabinet with leaf doors.
Dim. 717x597x1020 mm h Ral 7000.
Including 4 drawers, 2 tool holder frames,
1 rubber top with 3 edges. Tools, tool holders,
partitioning material excluded.



ORD. NO. **Dim. mm**
F AE 1040 17 04 **717x597x1000 h**

TOOL HOLDERS EXCLUDED. Including:
2 normal extension drawers ORD. NO. F FG 1007 00 04
2 telescopic extension drawers ORD. NO. F FG 1110 00 04
2 frames 3-rows ORD. NO. F NC 5120 00 01
2 pairs of carriers ORD. NO. F NC 5630 00 01



ORD. NO. **Dim. mm**
F AE 2040 15 04 **717x597x1000 h**

TOOL HOLDERS EXCLUDED. Including:
1 normal extension drawer ORD. NO. F FG 1010 00 04
2 telescopic extension drawers ORD. NO. F FG 1110 00 04
2 frames 3-rows ORD. NO. F NC 5120 00 01
2 pairs of carriers ORD. NO. F NC 5630 00 01



ORD. NO. tool holders	tool holder type	max. q.ty per tool frame F NC 5120
F NC 9510 00 03	ISO 30	24
F NC 9530 00 03	ISO 40	24
F NC 9540 00 03	ISO 45	18
F NC 9550 00 03	ISO 50	15
F NC 9560 00 03	VDI 30	24
F NC 9570 00 03	VDI 40	18
F NC 9580 00 03	VDI 50	18
F NC 9590 00 03	VDI 60	15
F NC 9720 00 03	MORSE TAPER 2	24
F NC 9730 00 03	MORSE TAPER 3	24
F NC 9740 00 03	MORSE TAPER 4	24
F NC 9750 00 03	MORSE TAPER 5	18
F NC 9270 00 03	CAPTO C3	24
F NC 9275 00 03	CAPTO C4	18
F NC 9280 00 03	CAPTO C5	18
F NC 9285 00 03	CAPTO C6	18
F NC 9290 00 03	CAPTO C8	12
F NC 9210 00 03	HSK A32-B40	24
F NC 9220 00 03	HSK A40-B50	24
F NC 9230 00 03	HSK A50-B63	18
F NC 9240 00 03	HSK A63-B80	18
F NC 9250 00 03	HSK A80-B100	12
F NC 9260 00 03	HSK A100-B125	12
F NC 9640 00 03	2"	18
F NC 9650 00 03	2 1/4"	15
F NC 9010 00 03	58 mm	27
F NC 9020 00 03	65 mm	24
F NC 9030 00 03	75 mm	21
F NC 9040 00 03	87 mm	18
F NC 9050 00 03	105 mm	15



ORD. NO. **Dim. mm**
F AF 1040 15 04 **1431x632x1000 h**

TOOL HOLDERS EXCLUDED. Including:
2 normal extension drawers ORD. NO. F FG 1007 00 04
2 telescopic extension drawers ORD. NO. F FG 1110 00 04
2 telescopic retractable shelves ORD. NO. F FG 8110 00 04
2 frames 3-rows ORD. NO. F NC 5120 00 01
2 pairs of carriers ORD. NO. F NC 5630 00 01



ORD. NO. **Dim. mm**
F AF 1040 16 04 **1431x632x1000 h**

TOOL HOLDERS EXCLUDED. Including:
2 normal extension drawers ORD. NO. F FG 1007 00 04
4 telescopic extension drawers ORD. NO. F FG 1110 00 04
4 frames 3-rows ORD. NO. F NC 5120 00 01
4 pairs of carriers ORD. NO. F NC 5630 00 01

■ The cabinet must be secured to the floor or to the wall
■ S = normal extension 87%
■ PE-TT = full telescopic retractable shelf 100%

■ All indicated loads are net and refer to evenly distributed weights
■ TT = telescopic full extension 100%

RAL 7000 F.....01	RAL 6011 F.....02	RAL 5012 F.....04	RAL 7035 F.....08
----------------------	----------------------	----------------------	----------------------



ORD. NO. **F AE 4040 10 04** **Dim. mm** 717x750x1000 h
Cabinet with 2 drawers and 1 retractable shelf



ORD. NO. **F AG 9003 01 07*** **Dim. mm** 717x726x20 h
F AE 9009 01 07** 717x750x20 h
TOP WITH 3 EDGES WITH OIL-RESISTANT RUBBER MAT
For cabinet *F AE 3040 **F AE 4040 - F AE 4058

BLACK
F.....07

ORD. NO. **F AF 9006 01 07** **Dim. mm** 1431x785x20 h
TOP WITH 3 EDGES WITH OIL-RESISTANT RUBBER MAT
For cabinet F AF 3040

BLACK
F.....07



ORD. NO. **F AE 3040 14 04** **Dim. mm** 717x750x1000 h
Cabinet with 4 drawers



ORD. NO. **F AE 4040 09 04** **Dim. mm** 717x750x1000 h
Cabinet with 3 drawers



ORD. NO. **F AE 4058 02 04** **Dim. mm** 717x750x1450 h
Cabinet with 5 drawers



ORD. NO. **F AF 3040 06 04** **Dim. mm** 1431x785x1000 h
Cabinet with 6 drawers



ORD. NO. **F AF 3040 10 04** **Dim. mm** 1431x785x1000 h
Cabinet with 4 drawers and 2 retractable shelves



ORD. NO. F AE 4058 S1 01
Cabinet with leaf doors.
Dim. 717x750x1470 mm h Ral 7000.
Including 3 drawers, 2 retractable shelves, 1 tool holder frame, 1 rubber top with 3 edges.
Tools and tool holders excluded.

NC-STANDARD F36

CABINETS with doors series F AE / F AF


LENGTH = 717 mm DEPTH = 750/785 mm (36x36 Eh)

RAL 7000
F.....01

RAL 6011
F.....02

RAL 5012
F.....04

RAL 7035
F.....08



ORD. NO F AE 3040 S1 50

Cabinet with leaf doors.

Dim. 717x750x1030 mm h Ral 7035+5012.

Including 4 drawers, 2 tool holder frames with carriers, 1 MDF rubber covering top.

Tools and tool holders excluded.



ORD. NO.	Dim. mm
F AE 4040 16 04	717x750x1000 h

TOOL HOLDERS EXCLUDED. Including:


- 1 normal extension drawer ORD. NO. F FG 2007 00 04
- 1 telescopic extension drawer ORD. NO. F FG 2110 00 04
- 1 telescopic retractable shelf ORD. NO. F FG 8120 00 04
- 1 frame 4-rows ORD. NO. F NC 5220 00 01
- 1 pair of carriers ORD. NO. F NC 5650 00 01



ORD. NO.	Dim. mm
F AE 3040 19 04	717x750x1000 h

TOOL HOLDERS EXCLUDED. Including:

- 2 normal extension drawers ORD. NO. F FG 2007 00 04
- 2 telescopic extension drawers ORD. NO. F FG 2110 00 04
- 2 frames 4-rows ORD. NO. F NC 5220 00 01
- 2 pairs of carriers ORD. NO. F NC 5650 00 01



ORD. NO.	Dim. mm
F AE 4058 16 04	717x750x1450 h

TOOL HOLDERS EXCLUDED. Including:

- 3 telescopic extension drawers ORD. NO. F FG 2110 00 04
- 3 frames 4-rows ORD. NO. F NC 5220 00 01
- 3 pairs of carriers ORD. NO. F NC 5650 00 01



ORD. NO. tool holders	tool holder type	max. q.ty per tool frame F NC 5220
F NC 9510 00 03	ISO 30	32
F NC 9530 00 03	ISO 40	32
F NC 9540 00 03	ISO 45	24
F NC 9550 00 03	ISO 50	20
F NC 9560 00 03	VDI 30	32
F NC 9570 00 03	VDI 40	24
F NC 9580 00 03	VDI 50	24
F NC 9590 00 03	VDI 60	20
F NC 9720 00 03	MORSE TAPER 2	32
F NC 9730 00 03	MORSE TAPER 3	32
F NC 9740 00 03	MORSE TAPER 4	32
F NC 9750 00 03	MORSE TAPER 5	24
F NC 9270 00 03	CAPTO C3	32
F NC 9275 00 03	CAPTO C4	24
F NC 9280 00 03	CAPTO C5	24
F NC 9285 00 03	CAPTO C6	24
F NC 9290 00 03	CAPTO C8	16
F NC 9210 00 03	HSK A32-B40	32
F NC 9220 00 03	HSK A40-B50	32
F NC 9230 00 03	HSK A50-B63	24
F NC 9240 00 03	HSK A63-B80	24
F NC 9250 00 03	HSK A80-B100	16
F NC 9260 00 03	HSK A100-B125	16
F NC 9640 00 03	2"	24
F NC 9650 00 03	2 1/4"	20
F NC 9010 00 03	58 mm	36
F NC 9020 00 03	65 mm	32
F NC 9030 00 03	75 mm	28
F NC 9040 00 03	87 mm	24
F NC 9050 00 03	105 mm	20



ORD. NO.	Dim. mm
F AF 3040 17 04	1431x785x1000 h

TOOL HOLDERS EXCLUDED. Including:

- 2 normal extension drawers ORD. NO. F FG 2007 00 04
- 2 telescopic extension drawers ORD. NO. F FG 2110 00 04
- 2 telescopic retractable shelves ORD. NO. F FG 8120 00 04
- 2 frames 4-rows ORD. NO. F NC 5220 00 01
- 2 pairs of carriers ORD. NO. F NC 5650 00 01



ORD. NO.	Dim. mm
F AF 3040 18 04	1431x785x1000 h

TOOL HOLDERS EXCLUDED. Including:


- 2 normal extension drawers ORD. NO. F FG 2007 00 04
- 4 telescopic extension drawers ORD. NO. F FG 2110 00 04
- 4 frames 4-rows ORD. NO. F NC 5220 00 01
- 4 pairs of carriers ORD. NO. F NC 5650 00 01

- The cabinet must be secured to the floor or to the wall
- S = normal extension 87%
- PE-TT = full telescopic retractable shelf 100%

- All indicated loads are net and refer to evenly distributed weights
- TT = telescopic full extension 100%







Steel cover with oil proof rubber coating for multiplex worktops.
See page B90



ORD. NO.	LOAD CAP. kg	↑ mm	DIM. mm
F BI A428 01 04	1500	50	1300x750x850 h
F BI A228 01 04	1200	40	1300x750x840 h
F BI A528 01 04	1500	50	1300x800x850 h
F BI A328 01 04	1200	40	1300x800x840 h

Bottom shelf, ord. no. F BI 1135 00 00, load capacity: 130 kg



ORD. NO.	LOAD CAP. kg	↑ mm	DIM. mm
F BI A428 04 04	1500	50	1300x750x850 h
F BI A228 04 04	1200	40	1300x750x840 h
F BI A528 04 04	1500	50	1300x800x850 h
F BI A328 04 04	1200	40	1300x800x840 h

Bottom shelf, ord. no. F BI 1135 00 00, load capacity: 130 kg



ORD. NO.	LOAD CAP. kg	↑ mm	DIM. mm
F BI A428 10 04	1500	50	1300x750x850 h
F BI A228 10 04	1200	40	1300x750x840 h
F BI A528 10 04	1500	50	1300x800x850 h
F BI A328 10 04	1200	40	1300x800x840 h

Bottom shelf, ord. no. F BI 1135 00 00, load capacity: 130 kg



ORD. NO.	LOAD CAP. kg	↑ mm	DIM. mm
F BI A428 13 04	1500	50	1300x750x850 h
F BI A228 13 04	1500	40	1300x750x840 h
F BI A528 13 04	1500	50	1300x800x850 h
F BI A328 13 04	1500	40	1300x800x840 h

Bottom shelf, ord. no. F BI 0575 01 01, load capacity: 180 kg



ORD. NO.	LOAD CAP. kg	↑ mm	DIM. mm
F BI A428 16 04	1500	50	1300x750x850 h
F BI A228 16 04	1500	40	1300x750x840 h
F BI A528 16 04	1500	50	1300x800x850 h
F BI A328 16 04	1500	40	1300x800x840 h

Bottom shelf, ord. no. F BI 0575 01 01, load capacity: 180 kg



ORD. NO.

BACK PANEL FOR

F BL A010 03 04

wood

Complete with 2 support columns 632 mm h.
2 perforated back panels 972x304 mm h.
TOOLS, HOOKS AND BOXES EXCLUDED




ORD. NO.

BACK PANEL FOR

F BL A110 05 04

wood

Complete with 2 support columns 632 mm h, 1 shelf 955x220 mm
1 perforated back panel 972x304 mm h, 1 multiple socket box with
cabling complete with 5 Schuko sockets and thermomagnetic switch
2P 230V AC 10A I Δ N=0,01A, 1 swivel arm with two joints complete
with practibox. TOOLS, HOOKS AND BOXES EXCLUDED



ORD. NO.

BACK PANEL FOR

F BL A010 04 04

wood

Complete with 2 support columns 936 mm h,
3 perforated back panels 972x304 mm h
TOOLS, HOOKS AND BOXES EXCLUDED



ORD. NO.

BACK PANEL FOR

F BL A110 09 04

wood

Complete with 2 support columns 1240 mm h, 1 shelf 955x220 mm,
1 shelf 955x320 mm, 1 perforated back panel 972x304 mm h,
1 pair of carrier arms with aluminium slide track, 1 additional
aluminium slide track, 1 2x18W Philips lamp, 1 pneumatic system,
1 multiple socket box with cabling complete with 5 Schuko sockets
and thermomagnetic switch 2P 230V AC 10A I Δ N=0,01A

TOOLS AND BOXES EXCLUDED



ORD. NO.

FIXING TYPE

F BL 7011 01 51

TO THE WALL


F BL 7011 02 51

TO THE SUPPORT COLUMNS

F BL 7011 03 51

TO THE WOODEN WORKTOPS

Cylinder lock series 45. Load capacity 50 kg.
Overall dim. mm 952x210x810 h. Usable dim. mm 905x150x581 h.
HOOKS AND TOOLS EXCLUDED.



Steel cover with oil proof rubber coating for multiplex worktops.
See page B90



ORD. NO.	LOAD CAP. kg	± mm	DIM. mm
F BI A442 01 04	1000	50	1500x750x850 h
F BI A242 01 04	800	40	1500x750x840 h
F BI A542 01 04	1000	50	1500x800x850 h
F BI A342 01 04	800	40	1500x800x840 h

Bottom shelf, ord. no. F BI 1340 00 00, load capacity: 130 kg



ORD. NO.	LOAD CAP. kg	± mm	DIM. mm
F BI A442 04 04	1000	50	1500x750x850 h
F BI A242 04 04	800	40	1500x750x840 h
F BI A542 04 04	1000	50	1500x800x850 h
F BI A342 04 04	800	40	1500x800x840 h

Bottom shelf, ord. no. F BI 1340 00 00, load capacity: 130 kg



ORD. NO.	LOAD CAP. kg	± mm	DIM. mm
F BI A442 10 04	1000	50	1500x750x850 h
F BI A242 10 04	800	40	1500x750x840 h
F BI A542 10 04	1000	50	1500x800x850 h
F BI A342 10 04	800	40	1500x800x840 h

Bottom shelf, ord. no. F BI 1340 00 00, load capacity: 130 kg



ORD. NO.	LOAD CAP. kg	± mm	DIM. mm
F BI A442 16 04	1500	50	1500x750x850 h
F BI A242 16 04	1500	40	1500x750x840 h
F BI A542 16 04	1500	50	1500x800x850 h
F BI A342 16 04	1500	40	1500x800x840 h

Bottom shelf, ord. no. F BI 0773 01 01, load capacity: 180 kg



ORD. NO.	LOAD CAP. kg	± mm	DIM. mm
F BI A442 34 04	1500	50	1500x750x850 h
F BI A242 34 04	1500	40	1500x750x840 h
F BI A542 34 04	1500	50	1500x800x850 h
F BI A342 34 04	1500	40	1500x800x840 h

Bottom shelf, ord. no. F BI 0773 01 01, load capacity: 180 kg



ORD. NO.


BACK PANEL FOR

F BL A015 01 07

wood

Complete with 2 height-adjustable shelves brackets
215-335 mm h, 1 shelf of multiplex 1500x300x20 mm h
TOOLS AND BOXES EXCLUDED.

BLACK
F.....07



ORD. NO.

BACK PANEL FOR

F BL A015 06 04

wood

Complete with 2 support columns 632 mm h,
2 perforated back panels 1457x304 mm h.
TOOLS, HOOKS AND BOXES EXCLUDED


ORD. NO.

BACK PANEL FOR

F BL A015 07 04

wood

Complete with 2 support columns 936 mm h,
3 perforated back panels 1457x304 mm h.
TOOLS, HOOKS AND BOXES EXCLUDED



ORD. NO.

BACK PANEL FOR

F BL A115 14 04

wood

Complete with 2 support columns 1240 mm h,
1 shelf 1440x320 mm, 1 perforated back panel 1457x304 mm h,
1 pair of carrier arms with aluminium slide track,
1 additional aluminium slide track, 1 2x36W Philips lamp,
1 pneumatic system, 1 multiple socket box with cabling complete with
5 Schuko sockets and thermomagnetic switch,
2P 230V AC 10A I Δ N=0,01A, 1 swivel arm with two joints complete
with practibox.
TOOLS, HOOKS AND BOXES EXCLUDED


ORD. NO.

BACK PANEL FOR

F BL A115 09 04

wood

Complete with 2 support columns 1240 mm h,
1 shelf 1440x320 mm, 1 plain back panel 1457x304 mm h,
1 pair of carrier arms with aluminium slide track, 1 power panelling
with cabling complete with 9 Schuko sockets and thermomagnetic
switch 2P 230V AC 10A I Δ N=0,01A, 1 pair of supports for rear
power panelling, 2 230V winders with 10 metres of cable 3x1,5 mm²,
1 heavy duty flying socket 220-250 V 16A 2P+GND and 1 Schuko
socket 220-250V 16A 2P+GND, 1 2x36W Philips lamp.
TOOLS EXCLUDED



Steel cover with oil proof rubber coating for multiplex worktops.
See page B90



ORD. NO.	LOAD CAP. kg	± mm	DIM. mm
F BI A470 01 04	700	50	2000x750x850 h
F BI A270 01 04	500	40	2000x750x840 h
F BI A570 01 04	700	50	2000x800x850 h
F BI A370 01 04	500	40	2000x800x840 h

Bottom shelf, ord. no. F BI 1840 00 00, load capacity: 85 kg



ORD. NO.	LOAD CAP. kg	± mm	DIM. mm
F BI A470 04 04	700	50	2000x750x850 h
F BI A270 04 04	500	40	2000x750x840 h
F BI A570 04 04	700	50	2000x800x850 h
F BI A370 04 04	500	40	2000x800x840 h

Bottom shelf, ord. no. F BI 1840 00 00, load capacity: 85 kg



ORD. NO.	LOAD CAP. kg	± mm	DIM. mm
F BI A470 10 04	700	50	2000x750x850 h
F BI A270 10 04	500	40	2000x750x840 h
F BI A570 10 04	700	50	2000x800x850 h
F BI A370 10 04	500	40	2000x800x840 h

Bottom shelf, ord. no. F BI 1840 00 00, load capacity: 85 kg



ORD. NO.	LOAD CAP. kg	± mm	DIM. mm
F BI A470 16 04	1000	50	2000x750x850 h
F BI A270 16 04	800	40	2000x750x840 h
F BI A570 16 04	1000	50	2000x800x850 h
F BI A370 16 04	800	40	2000x800x840 h

Bottom shelf, ord. no. F BI 1275 01 01, load capacity: 130 kg



ORD. NO.	LOAD CAP. kg	± mm	DIM. mm
F BI A470 40 04	1000	50	2000x750x850 h
F BI A270 40 04	800	40	2000x750x840 h
F BI A570 40 04	1000	50	2000x800x850 h
F BI A370 40 04	800	40	2000x800x840 h

Bottom shelf, ord. no. F BI 1275 01 01, load capacity: 130 kg




ORD. NO. **BACK PANEL FOR**

F BL A020 01 07 **wood**

Complete with 2 height-adjustable shelves brackets
215-335 mm h, 1 shelf in multiplex 2000x300x20 mm h
TOOLS AND BOXES EXCLUDED


BLACK
F.....07



ORD. NO. **BACK PANEL FOR**

F BL A020 05 04 **wood**

Complete with 3 support columns 632 mm h,
2 shelves 955x320 mm, 2 perforated back panels 972x304 mm h.
TOOLS, HOOKS AND BOXES EXCLUDED



ORD. NO. **BACK PANEL FOR**

F BL A020 07 04 **wood**


Complete with 3 support columns 632 mm h,
4 perforated back panels 972x304 mm h.
TOOLS AND HOOKS EXCLUDED



ORD. NO. **BACK PANEL FOR**

F BL A120 20 04 **wood**


Complete with 3 support columns 1240 mm h, 5 perforated back panels 972x304 mm h, 1 carrier arm assembly with aluminium slide track, 1 roller shutter cabinet, 1 multiple socket box with cabling complete with 5 Schuko sockets and thermomagnetic switch 2P 230V AC 10A I Δ N=0,01A, 1 2x36W Philips lamp.
TOOLS, HOOKS AND BOXES EXCLUDED



ORD. NO. **BACK PANEL FOR**

F BL A120 13 04 **wood**

Complete with 3 support columns 1240 mm h,
1 shelf 955x220 mm, 1 shelf 955x320 mm, 4 perforated back panels 972x304 mm h, 1 carrier arm assembly with aluminium slide track, 1 2x36W Philips lamp, 1 multiple socket box with cabling complete with 5 Schuko sockets and thermomagnetic switch 2P 230V AC 10A I Δ N=0,01A. TOOLS, HOOKS AND BOXES EXCLUDED



Steel cover with oil proof rubber coating for multiplex worktops.
See page B90



ORD. NO.	LOAD CAP. kg	mm	DIM. mm
F BI A484 01 04	1000	50	2500x750x850 h
F BI A284 01 04	800	40	2500x750x840 h
F BI A584 01 04	1000	50	2500x800x850 h
F BI A384 01 04	800	40	2500x800x840 h

Bottom shelf, ord. no. F BI 2100 00 00, load capacity: 260 kg



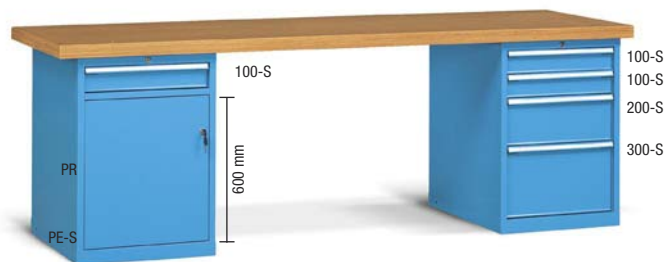
ORD. NO.	LOAD CAP. kg	mm	DIM. mm
F BI A484 04 04	1000	50	2500x750x850 h
F BI A284 04 04	800	40	2500x750x840 h
F BI A584 04 04	1000	50	2500x800x850 h
F BI A384 04 04	800	40	2500x800x840 h

Bottom shelf, ord. no. F BI 2100 00 00, load capacity: 260 kg



ORD. NO.	LOAD CAP. kg	mm	DIM. mm
F BI A484 46 04	1000	50	2500x750x850 h
F BI A284 46 04	800	40	2500x750x840 h
F BI A584 46 04	1000	50	2500x800x850 h
F BI A384 46 04	800	40	2500x800x840 h

Bottom shelf, ord. no. F BI 2100 01 01, load capacity: 260 kg.
With 4 Schuko sockets 220-250V 10A 2P+GND and thermomagnetic switch 2P 230V AC 10A, cabled



ORD. NO.	LOAD CAP. kg	mm	DIM. mm
F BI A484 28 04	1000	50	2500x750x850 h
F BI A284 28 04	800	40	2500x750x840 h
F BI A584 28 04	1000	50	2500x800x850 h
F BI A384 28 04	800	40	2500x800x840 h

Bottom shelf, ord. no. F BI 1210 02 01, load capacity: 130 kg




ORD. NO. **BACK PANEL FOR**

F BL A025 02 07 **wood**

Complete with 3 height-adjustable shelves brackets
215-335 mm h, 1 shelf in multiplex 2500x300x20 mm h.
TOOLS AND BOXES EXCLUDED

■ BLACK
F.....07



ORD. NO. **BACK PANEL FOR**

F BL A025 06 04 **wood**

Complete with 3 support columns 632 mm h, 1 shelf 1440x220 mm,
1 shelf 955x220 mm, 1 perforated back panel 972x304 mm h,
1 perforated back panel 1457x304 mm h.
TOOLS, HOOKS AND BOXES EXCLUDED



ORD. NO. **BACK PANEL FOR**

F BL A025 08 04 **wood**


Complete with 3 support columns 936 mm h, 3 perforated back
panels 972x304 mm h, 3 perforated back panels 1457x304 mm h.
TOOLS, HOOKS AND BOXES EXCLUDED



ORD. NO. **BACK PANEL FOR**

F BL A125 11 04 **wood**

Complete with 3 support columns 1240 mm h, 1 shelf 1440x320 mm,
1 shelf 955x320 mm, 1 shelf 1440x220 mm, 2 perforated back
panels 972x304 mm h, 1 perforated back panel 1457x304 mm h,
1 carrier arm assembly with aluminium slide track, 1 2x36W Philips
lamp, 1 multiple socket box with cabling complete with 5 Schuko sockets
and thermomagnetic switch 2P 230V AC 10A I Δ N=0,01A.
TOOLS, HOOKS AND BOXES EXCLUDED



Steel cover with oil proof rubber coating for multiplex worktops.
See page B90



ORD. NO.	LOAD CAP. kg	± mm	DIM. mm
F BI A498 01 04	800	50	3000x750x850 h
F BI A598 01 04	800	50	3000x800x850 h

Bottom shelf, ord. no. F BI 2690 00 00, load capacity: 210 kg



ORD. NO.	LOAD CAP. kg	± mm	DIM. mm
F BI A498 04 04	800	50	3000x750x850 h
F BI A598 04 04	800	50	3000x800x850 h

Bottom shelf, ord. no. F BI 2690 00 00, load capacity: 210 kg



ORD. NO.	LOAD CAP. kg	± mm	DIM. mm
F BI A498 22 04	800	50	3000x750x850 h
F BI A598 22 04	800	50	3000x800x850 h

Bottom shelf, ord. no. F BI 2510 01 01, load capacity: 210 kg



ORD. NO.	LOAD CAP. kg	± mm	DIM. mm
F BI A498 16 04	1500	50	3000x750x850 h
F BI A598 16 04	1500	50	3000x800x850 h

Bottom shelf, ord. no. F BI 1710 02 01, load capacity: 360 kg



ORD. NO.

BACK PANEL FOR

F BL A030 02 07

wood

Complete with 3 height-adjustable shelves brackets 215-335 mm h,
1 shelf of multiplex 3000x300x20 mm h.
TOOLS AND BOXES EXCLUDED

■ BLACK
F.07




ORD. NO.

BACK PANEL FOR

F BL A030 03 04

wood

Complete with 3 support columns 632 mm h,
2 shelves 1440x220 mm, 2 shelves 1440x320 mm.
TOOLS, HOOKS AND BOXES EXCLUDED




ORD. NO.

BACK PANEL FOR

F BL A030 07 04

wood

Complete with 3 support columns 632 mm h,
4 perforated back panels 1457x304 mm h.
TOOLS, HOOKS AND BOXES EXCLUDED



ORD. NO.

BACK PANEL FOR

F BL A130 11 04

wood

Complete with 3 support columns 1240 mm h, 3 perforated back
panels 1457x304 mm h, 2 shelves 1440x320 mm h, 1 carrier arm
assembly with aluminium slide track, 1 2x36W Philips lamp,
1 pair of supports for rear power panelling,
1 power panelling with cabling complete with 9 Schuko sockets
and thermomagnetic switch 2P 230V AC 10A I Δ N=0,001A.
TOOLS, HOOKS AND BOXES EXCLUDED



50-S
100-S
100-S
150-S
300-S

ORD. NO.	LOAD CAP. kg	mm	DIM. mm
F BF 1505 01 04	1000	50	2400/2775x850 h
F BF 1405 01 04	800	40	2400/2775x840 h

Including: 1 multiplex worktop, 6 drawer units each with 5 normal extension 27x36 Eh drawers

POWER TOWER



ORD. NO.	DIM. mm
F BF 8145 01 04	800/922x230 h

Including: 6 multiple socket boxes
1 thermomagnetic switch 2P 230V AC 16A I Δ N=0,03A
16 Schuko sockets 220-250V 16 A 2P+GND.
Attention: uncabled towers

POWER TOWER



ORD. NO.	DIM. mm
F BF 8145 02 04	800/922x230 h


Including: 6 multiple socket boxes, 1 thermomagnetic switch 2P 230V AC 16A I Δ N=0,03A, 11 Schuko sockets 220-250V 16 A 2P+GND, 5 heavy-duty sockets 220-250V 16A 2P+GND.
Attention: uncabled towers



ORD. NO. F BF 1505 S1 04

Dim. mm 2775/2400x850 h Ral 5012.

Tools and drawer partitioning sets excluded.



Steel cover with oil proof rubber coating for multiplex worktops. See page B90



840 mm



100-S



50-S
100-S
150-S



Side upstand

ORD. NO.	DIM. mm	For worktop
F BL 5610 00 00	762x12x100 h	750 mm
F BL 5635 00 00	770x20x150 h	750 mm
F BL 5645 00 00	770x20x200 h	750 mm
F BL 5630 00 00	812x12x100 h	800 mm
F BL 5640 00 00	820x20x150 h	800 mm
F BL 5650 00 00	820x20x200 h	800 mm

Back upstand

ORD. NO.	DIM. mm	For worktop
F BL 5720 00 00	1300x12x100 h	1300 mm
F BL 5790 00 00	1300x20x150 h	1300 mm
F BL 5860 00 00	1300x20x200 h	1300 mm
F BL 5730 00 00	1500x12x100 h	1500 mm
F BL 5800 00 00	1500x20x150 h	1500 mm
F BL 5870 00 00	1500x20x200 h	1500 mm
F BL 5750 00 00	2000x12x100 h	2000 mm
F BL 5820 00 00	2000x20x150 h	2000 mm
F BL 5890 00 00	2000x20x200 h	2000 mm

ORD. NO.	LOAD CAP. kg	DIM. mm
F CA C228 02 04	240	1300x750x840 h
F CA C242 02 04	240	1500x750x840 h
F CA C270 02 04	220	2000x750x840 h
F CA C328 02 04	240	1300x800x840 h
F CA C342 02 04	240	1500x800x840 h
F CA C370 02 04	220	2000x800x840 h


Complete with: 2 standard rubber swivel wheels with brakes and 2 standard rubber fixed wheels Ø125 mm.
40 mm thickness multiplex worktop.

ORD. NO.	LOAD CAP. kg	DIM. mm
F CA C228 03 04	220	1300x750x840 h
F CA C328 03 04	220	1300x800x840 h

Complete with: 2 standard rubber swivel wheels with brakes and 2 standard rubber fixed wheels Ø125 mm.
40 mm thickness multiplex worktop.

ORD. NO.	LOAD CAP. kg	DIM. mm
F CA C242 04 04	200	1500x750x840 h
F CA C270 04 04	180	2000x750x840 h
F CA C342 04 04	200	1500x800x840 h
F CA C370 04 04	180	2000x800x840 h

Complete with: 2 standard rubber swivel wheels with brakes and 2 standard rubber fixed wheels Ø125 mm.
40 mm thickness multiplex worktop.



- WORKSTATION LOAD CAPACITY: 250 kg
- DRAWER LOAD CAPACITY: 70 kg
- ADJUSTABLE SHELF LOAD CAPACITY: 70 kg
- RETRACTABLE SHELF LOAD CAPACITY: 70 kg
- 4 EDGED TRAY LOAD CAPACITY: 70 kg
- WORKTOP LOAD CAPACITY: 250 kg

ORD. NO.	DIM. mm
F CB H320 01 04	937x600x910 h

Multiplex worktop dimensions mm 860x600x25 h.
Workstation with multiplex worktop complete with:
2 standard rubber swivel wheels with brakes and 2 standard rubber fixed wheels Ø 150 mm, 4 full extension drawers
2 height adjustable shelves, 1 lock with anti-tilt rod.



ORD. NO.	DIM. mm
F CB H320 04 04	937x600x910 h

Multiplex worktop dimensions mm 860x600x25 h.
Workstation with multiplex worktop complete with:
2 standard rubber swivel wheels with brakes and 2 standard rubber fixed wheels Ø 150 mm, 4 full extension drawers
2 height adjustable 4 edged trays, 1 lock with anti-tilt rod.

ORD. NO.	DIM. mm
F CB H330 01 04	1072x600x910 h

Multiplex worktop dimensions mm 995x600x25 h.
Workstation with multiplex worktop complete with:
2 standard rubber swivel wheels with brakes and 2 standard rubber fixed wheels Ø 150 mm, 4 full extension drawers
2 height adjustable shelves, 4 practibox drawer units,
1 lock with anti-tilt rod.



ORD. NO.
F BL 5595 00 00

Side upstand for multiplex worktop dim. mm 860x600x25 h and dim. mm 995x600x25 h



ORD. NO.	ORD. NO.
F BL 5690 00 00	F BL 5705 00 00

Back upstand for multiplex worktop dim. mm 860x600x25 h

Back upstand for multiplex worktop dim. mm 995x600x25 h



ORD. NO. F CB H320 S1 08
Mobile workstation dim. mm 937x600x910/985 h.
Ral 7035. Complete with 5 drawers, 1 tray with 4 edges, 3 storage containers, 1 back upstand, 2 side upstands.
Tools and partitioning material excluded.



- WORKSTATION LOAD CAPACITY: 250 kg
- DRAWER LOAD CAPACITY: 70 kg
- ADJUSTABLE SHELF LOAD CAPACITY: 70 kg
- RETRACTABLE SHELF LOAD CAPACITY: 70 kg
- 4 EDGED TRAY LOAD CAPACITY: 70 kg
- WORKTOP LOAD CAPACITY: 250 kg

ORD. NO.	DIM. mm
F CB H420 01 04	1072x600x910 h

Multiplex worktop dimensions mm 995x600x25 h.
Workstation with multiplex worktop complete with:
2 standard rubber swivel wheels with brakes and 2 standard rubber fixed wheels Ø 150 mm, 4 full extension drawers, 2 height adjustable shelves, 1 lock with anti-tilt rod.



ORD. NO.	DIM. mm
F CB H420 03 04	1072x600x910 h

Multiplex worktop dimensions mm 995x600x25 h.
Workstation with multiplex worktop complete with:
2 standard rubber swivel wheels with brakes and 2 standard rubber fixed wheels Ø 150 mm, 4 full extension drawers, 2 full retractable shelves, 2 locks with anti-tilt rod.

ORD. NO.	DIM. mm
F CB H420 04 04	1072x600x910 h

Multiplex worktop dimensions mm 995x600x25 h.
Workstation with multiplex worktop complete with:
2 standard rubber swivel wheels with brakes and 2 standard rubber fixed wheels Ø 150 mm, 4 full extension drawers, 2 height adjustable 4 edged trays, 1 lock with anti-tilt rod.



ORD. NO.
F BL 5595 00 00

Side upstand for multiplex worktop dim. mm 860x600x25 h and dim. mm 995x600x25 h



ORD. NO.
F BL 5705 00 00

Back upstand for multiplex worktop dim. mm 995x600x25 h



ORD. NO. F CB H440 S1 01
Mobile workstation dim. mm 1070x600x907 h.
Ral 7000. Complete with 4 drawers, 2 adjustable shelves, 2 storage containers, 2 tops with 4 edges.
Tools and partitioning material excluded.

RAL 7000 F.....01	RAL 6011 F.....02	RAL 5012 F.....04	RAL 7035 F.....08
----------------------	----------------------	----------------------	----------------------

- WORKSTATION LOAD CAPACITY: 250 kg
- DRAWER LOAD CAPACITY: 70 kg
- ADJUSTABLE SHELF LOAD CAPACITY: 70 kg
- RETRACTABLE SHELF LOAD CAPACITY: 70 kg
- 4 EDGED TRAY LOAD CAPACITY: 70 kg
- WORKTOP LOAD CAPACITY: 250 kg



ORD. NO.	DIM. mm
F CB H510 01 04	1227x700x915 h

Multiplex worktop dimensions mm 1150x700x30 h.
Workstation with multiplex worktop complete with:
2 standard rubber swivel wheels with brakes and 2 standard rubber fixed wheels Ø 150 mm, 4 full extension drawers, 2 height adjustable shelves, 1 lock with anti-tilt rod.



ORD. NO.	DIM. mm
F CB H510 03 04	1227x700x915 h

Multiplex worktop dimensions mm 1150x700x30 h.
Workstation with multiplex worktop complete with:
2 standard rubber swivel wheels with brakes and 2 standard rubber fixed wheels Ø 150 mm, 4 full extension drawers, 2 full retractable shelves, 2 locks with anti-tilt rod.



ORD. NO.	DIM. mm
F CB H510 04 04	1227x700x915 h

Multiplex worktop dimensions mm 1150x700x30 h.
Workstation with multiplex worktop complete with:
2 standard rubber swivel wheels with brakes and 2 standard rubber fixed wheels Ø 150 mm, 4 full extension drawers, 2 height adjustable 4 edged trays, 1 lock with anti-tilt rod.



ORD. NO.
F BL 5605 00 00

Side upstand for multiplex worktop dim. mm 1150x700x30 h



ORD. NO.
F BL 5715 00 00

Back upstand for multiplex worktop dim. mm 1150x700x30 h



ORD. NO. F CB H510 S1 56
Mobile workstation dim. mm 1227x700x915 h.
Ral 7035+7000. Complete with 2 doors, 8 adjustable shelves, 8 Tecno Store toolcases with plastic boxes, 2 retractable shelves, 6 Multibox boxes. Tools excluded.



- WORKSTATION LOAD CAPACITY: 250 kg
- DRAWER LOAD CAPACITY: 70 kg
- ADJUSTABLE SHELF LOAD CAPACITY: 70 kg
- RETRACTABLE SHELF LOAD CAPACITY: 70 kg
- 4 EDGED TRAY LOAD CAPACITY: 70 kg
- WORKTOP LOAD CAPACITY: 250 kg

ORD. NO.	DIM. mm
F CB H610 01 04	1227x700x915 h

Multiplex worktop dimensions mm 1150x700x30 h.
Workstation with multiplex worktop complete with:
2 standard rubber swivel wheels with brakes and 2 standard rubber fixed wheels Ø 150 mm, 4 full extension drawers, 2 height adjustable shelves, 1 lock with anti-tilt rod.



ORD. NO.	DIM. mm
F CB H610 03 04	1227x700x915 h

Multiplex worktop dimensions mm 1150x700x30 h.
Workstation with multiplex worktop complete with:
2 standard rubber swivel wheels with brakes and 2 standard rubber fixed wheels Ø 150 mm, 4 full extension drawers, 2 full retractable shelves, 2 locks with anti-tilt rod.

ORD. NO.	DIM. mm
F CB H610 04 04	1227x700x915 h

Multiplex worktop dimensions mm 1150x700x30 h.
Workstation with multiplex worktop complete with:
2 standard rubber swivel wheels with brakes and 2 standard rubber fixed wheels Ø 150 mm, 4 full extension drawers, 2 height adjustable 4 edged trays, 1 lock with anti-tilt rod.



ORD. NO.
F BL 5605 00 00

Side upstand for multiplex worktop dim. mm 1150x700x30 h



ORD. NO.
F BL 5715 00 00


Back upstand for multiplex worktop dim. mm 1150x700x30 h

ORD. NO. F CB H610 S1 50
Mobile workstation dim. mm 1227x700x915/1335 h.
Ral 7035+5012.
Complete with 4 drawers, 1 electric system, 1 pneumatic system, 1 flap door, 1 door, 1 retractable shelf, 1 multi-purpose back panel with accessories. Tools excluded.



WIDTH = 1500/2000 mm DEPTH = 750 mm

RAL 5012 ± RAL 7000 F. 51 RAL 6011 F. 02



Steel cover with oil proof rubber coating for multiplex worktops.
See page B90



ORD. NO.	LOAD CAP. kg	mm	DIM. mm
F BR 2242 01 51	1000	40	1500x750x865 h



ORD. NO.	LOAD CAP. kg	mm	DIM. mm
F BR 2243 01 51	1000	40	2000x750x865 h



ORD. NO.	LOAD CAP. kg	mm	DIM. mm
F BR 2242 03 51	1000	40	1500x750x865 h



ORD. NO.	LOAD CAP. kg	mm	DIM. mm
F BR 2243 05 51	1000	40	2000x750x865 h



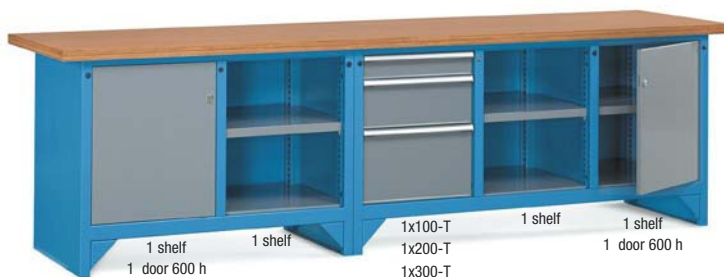
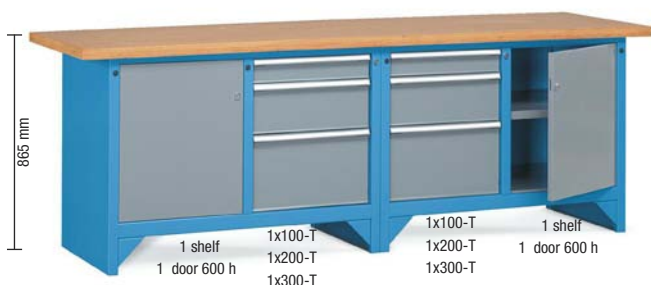
ORD. NO.	LOAD CAP. kg	mm	DIM. mm
F BR 2242 05 51	1000	40	1500x750x865 h



ORD. NO.	LOAD CAP. kg	mm	DIM. mm
F BR 2243 09 51	1000	40	2000x750x865 h

LENGTH = 2500/3000 mm DEPTH = 750 mm

RAL 5012 ± RAL 7000 F.51 RAL 6011 F.02



ORD. NO.	LOAD CAP. kg	mm	DIM. mm
F BR 2244 03 51	2000	40	2500x750x865 h


ORD. NO.	LOAD CAP. kg	mm	DIM. mm
F BR 2245 01 51	2000	40	3000x750x865 h



ORD. NO.	LOAD CAP. kg	mm	DIM. mm
F BR 2244 04 51	2000	40	2500x750x865 h

ORD. NO.	LOAD CAP. kg	mm	DIM. mm
F BR 2245 02 51	2000	40	3000x750x865 h

STEEL COVER WITH OIL PROOF RUBBER COATING FOR MULTIPLEX WORKTOPS



This rubber is between 1.2 and 1.5 mm thickness. The rubber-coated electrogalvanised steel sheet featuring a L-shaped profile at the two long sides, can also be supplied separately. It is easy to be fitted as no screws are required.


WORKTOP DIMENSION mm	ORD. NO. 33 mm thickness	ORD. NO. 43 mm thickness	ORD. NO. 53 mm thickness
1024x750	-	F BL 2630 00 07	-
1024x800	-	-	F BL 2835 00 07
1300x750	-	F BL 2645 00 07	F BL 2845 00 07
1300x800	-	F BL 2650 00 07	F BL 2850 00 07
1500x750	-	F BL 2660 00 07	F BL 2860 00 07
1500x800	F BL 2465 00 07	F BL 2665 00 07	F BL 2865 00 07
2000x750	-	F BL 2690 00 07	F BL 2890 00 07
2000x800	F BL 2495 00 07	F BL 2695 00 07	F BL 2895 00 07
2500x750	-	F BL 2705 00 07	F BL 2905 00 07
2500x800	-	F BL 2710 00 07	F BL 2910 00 07
3000x750	-	F BL 2720 00 07	F BL 2920 00 07
3000x800	-	F BL 2725 00 07	F BL 2925 00 07

Steel cover with oil proof rubber coating for multiplex worktops



ORD. NO. WORKSTATION F BG M100 S1 04
Roller shutter cabinet excluded.
Dimensions mm 1031x705x855 h.

STEEL COVER WITH RUBBER COATING



ORD. NO.	DIM. mm
F BG 3210 00 07	1024x700x33 h
Cover for steel worktop	



**WORKSTATIONS
LOAD CAPACITY:
1000 KG**



ORD. NO.	DIM. mm
F BG M100 00 04	1031x705x855 h
Steel workstation with steel worktop SUPPLIED ASSEMBLED	



ORD. NO.	DIM. mm
F BG M100 01 04	1031x705x855 h
Steel workstation with steel worktop SUPPLIED ASSEMBLED	



Detail of
Multibox

ORD. NO.	DIM. mm
F BG M100 52 04	1031x705x855 h
Steel workstation with steel worktop SUPPLIED ASSEMBLED	



ORD. NO.	DIM. mm
F BG M1A0 00 04	1031x705x855 h
Steel workstation with steel worktop SUPPLIED ASSEMBLED	



ORD. NO.	DIM. mm
F BG M1B0 00 04	1031x705x855 h
Steel workstation with steel worktop SUPPLIED ASSEMBLED	



ORD. NO.	DIM. mm
F BG M1C0 00 04	1031x705x855 h
Steel workstation with steel worktop SUPPLIED ASSEMBLED	

WORK-STEEL 1000

LARGHEZZA = 1024 mm DEPTH = 750 mm


STEEL WORKSTATIONS series F BG

RAL 5012
F. 04



ORD. NO. WORKSTATION F BG M800 S1 04
Dimensions mm 2500x750x880 h.

STEEL COVER WITH RUBBER COATING



ORD. NO.	DIM. mm
F BL 2430 00 07	1024x755x30 h
Cover for Multiplex worktop	



WORKSTATIONS
LOAD CAPACITY:
1000 KG



ORD. NO.	DIM. mm
F BG M500 00 04	1024x750x880 h
Steel workstation with Multiplex worktop SUPPLIED ASSEMBLED	



ORD. NO.	DIM. mm
F BG M500 01 04	1024x750x880 h
Steel workstation with Multiplex worktop SUPPLIED ASSEMBLED	



Detail of
Multibox

ORD. NO.	DIM. mm
F BG M500 52 04	1024x750x880 h
Steel workstation with Multiplex worktop SUPPLIED ASSEMBLED	



ORD. NO.	DIM. mm
F BG M5A0 00 04	1024x750x880 h
Steel workstation with Multiplex worktop SUPPLIED ASSEMBLED	




ORD. NO.	DIM. mm
F BG M5B0 00 04	1024x750x880 h
Steel workstation with Multiplex worktop SUPPLIED ASSEMBLED	



ORD. NO.	DIM. mm
F BG M5C0 00 04	1024x750x880 h
Steel workstation with Multiplex worktop SUPPLIED ASSEMBLED	

STEEL COVER WITH RUBBER COATING



ORD. NO.	DIM. mm
F BG 3215 00 07	1498x700x33 h
Cover for steel worktop	



**WORKSTATIONS
LOAD CAPACITY:
1000 KG**



ORD. NO.	DIM. mm
F BG M200 00 04	1507x705x855 h
Steel workstation with steel worktop SUPPLIED ASSEMBLED	

ORD. NO.	DIM. mm
F BG M2A0 00 04	1507x705x855 h
Steel workstation with steel worktop SUPPLIED ASSEMBLED	

ORD. NO.	DIM. mm
F BG M2C0 00 04	1507x705x855 h
Steel workstation with steel worktop SUPPLIED ASSEMBLED	



Detail of
Multibox



ORD. NO.	DIM. mm
F BG M2B0 00 04	1507x705x855 h
Steel workstation with steel worktop SUPPLIED ASSEMBLED	

ORD. NO.	DIM. mm
F BG M2B0 01 04	1507x705x855 h
Steel workstation with steel worktop SUPPLIED ASSEMBLED	

ORD. NO.	DIM. mm
F BG M2B0 52 04	1507x705x855 h
Steel workstation with steel worktop SUPPLIED ASSEMBLED	



ORD. NO.	DIM. mm
F BG M2AA 00 04	1507x705x855 h
Steel workstation with steel worktop SUPPLIED ASSEMBLED	

ORD. NO.	DIM. mm
F BG M2AC 00 04	1507x705x855 h
Steel workstation with steel worktop SUPPLIED ASSEMBLED	

ORD. NO.	DIM. mm
F BG M2BC 00 04	1507x705x855 h
Steel workstation with steel worktop SUPPLIED ASSEMBLED	


WORK-STEEL 1500

WIDTH = 1500 mm DEPTH = 750 mm

STEEL WORKSTATIONS series F BG

RAL 5012
F. 04

STEEL COVER WITH RUBBER COATING



ORD. NO.	DIM. mm
F BL 2460 00 07	1500x755x30 h
Cover for Multiplex worktop	



WORKSTATIONS
LOAD CAPACITY:
1000 KG



ORD. NO.	DIM. mm
F BG M600 00 04	1500x750x880 h
Steel workstation with Multiplex worktop SUPPLIED ASSEMBLED	



ORD. NO.	DIM. mm
F BG M6A0 00 04	1500x750x880 h
Steel workstation with Multiplex worktop SUPPLIED ASSEMBLED	



ORD. NO.	DIM. mm
F BG M6C0 00 04	1500x750x880 h
Steel workstation with Multiplex worktop SUPPLIED ASSEMBLED	



Detail of
Multibox



ORD. NO.	DIM. mm
F BG M6B0 00 04	1500x750x880 h
Steel workstation with Multiplex worktop SUPPLIED ASSEMBLED	



ORD. NO.	DIM. mm
F BG M6B0 01 04	1500x750x880 h
Steel workstation with Multiplex worktop SUPPLIED ASSEMBLED	



ORD. NO.	DIM. mm
F BG M6B0 52 04	1500x750x880 h
Steel workstation with Multiplex worktop SUPPLIED ASSEMBLED	



ORD. NO.	DIM. mm
F BG M6AA 00 04	1500x750x880 h
Steel workstation with Multiplex worktop SUPPLIED ASSEMBLED	




ORD. NO.	DIM. mm
F BG M6AC 00 04	1500x750x880 h
Steel workstation with Multiplex worktop SUPPLIED ASSEMBLED	



ORD. NO.	DIM. mm
F BG M6BC 00 04	1500x750x880 h
Steel workstation with Multiplex worktop SUPPLIED ASSEMBLED	

STEEL COVER WITH RUBBER COATING



ORD. NO.	DIM. mm
F BG 3220 00 07	1998x700x33 h
Cover for steel worktop	



WORKSTATIONS
LOAD CAPACITY:
1000 KG



ORD. NO.	DIM. mm
F BG M300 00 04	2007x705x855 h
Steel workstation with steel worktop SUPPLIED ASSEMBLED	



Detail of
Multibox



ORD. NO.	DIM. mm
F BG M300 52 04	2007x705x855 h
Steel workstation with steel worktop SUPPLIED ASSEMBLED	



ORD. NO.	DIM. mm
F BG M3A0 00 04	2007x705x855 h
Steel workstation with steel worktop SUPPLIED ASSEMBLED	



ORD. NO.	DIM. mm
F BG M3B0 00 04	2007x705x855 h
Steel workstation with steel worktop SUPPLIED ASSEMBLED	




ORD. NO.	DIM. mm
F BG M3B0 01 04	2007x705x855 h
Steel workstation with steel worktop SUPPLIED ASSEMBLED	



ORD. NO.	DIM. mm
F BG M3C0 00 04	2007x705x855 h
Steel workstation with steel worktop SUPPLIED ASSEMBLED	

STEEL COVER WITH RUBBER COATING



ORD. NO.	DIM. mm
F BL 2490 00 07	2000x755x30 h

Cover for **Multiplex** worktop



WORKSTATIONS
LOAD CAPACITY:
1000 KG



ORD. NO.	DIM. mm
F BG M700 00 04	2000x750x880 h

Steel workstation with **Multiplex** worktop
SUPPLIED ASSEMBLED



Detail of
Multibox



ORD. NO.	DIM. mm
F BG M700 52 04	2000x750x880 h

Steel workstation with **Multiplex** worktop
SUPPLIED ASSEMBLED



ORD. NO.	DIM. mm
F BG M7A0 00 04	2000x750x880 h

Steel workstation with **Multiplex** worktop
SUPPLIED ASSEMBLED



ORD. NO.	DIM. mm
F BG M7B0 00 04	2000x750x880 h

Steel workstation with **Multiplex** worktop
SUPPLIED ASSEMBLED



ORD. NO.	DIM. mm
F BG M7B0 01 04	2000x750x880 h


Steel workstation with **Multiplex** worktop
SUPPLIED ASSEMBLED



ORD. NO.	DIM. mm
F BG M7C0 00 04	2000x750x880 h

Steel workstation with **Multiplex** worktop
SUPPLIED ASSEMBLED

STEEL COVER WITH RUBBER COATING



ORD. NO.

F BG 3220 00 07

Cover for steel worktop

DIM. mm

1998x700x33 h



WORKSTATIONS
LOAD CAPACITY:
1000 KG



ORD. NO.

F BG M3AA 00 04

Steel workstation with steel worktop
SUPPLIED ASSEMBLED

DIM. mm

2007x705x855 h

ORD. NO.

F BG M3BB 00 04

Steel workstation with steel worktop
SUPPLIED ASSEMBLED

DIM. mm

2007x705x855 h



ORD. NO.

F BG M3BC 00 04

Steel workstation with steel worktop
SUPPLIED ASSEMBLED

DIM. mm

2007x705x855 h

ORD. NO.

F BG M3BC 01 04

Steel workstation with steel worktop
SUPPLIED ASSEMBLED

DIM. mm

2007x705x855 h



Detail of
Multibox



ORD. NO.

F BG M3BC 52 04

Steel workstation with steel worktop
SUPPLIED ASSEMBLED

DIM. mm

2007x705x855 h

ORD. NO.


F BG M3CC 00 04

Steel workstation with steel worktop
SUPPLIED ASSEMBLED

DIM. mm

2007x705x855 h

STEEL COVER WITH RUBBER COATING



ORD. NO.	DIM. mm
F BL 2490 00 07	2000x755x33 h
Cover for Multiplex worktop	



WORKSTATIONS
LOAD CAPACITY:
1000 KG



ORD. NO.	DIM. mm
F BG M7AA 00 04	2000x750x880 h
Steel workstation with Multiplex worktop SUPPLIED ASSEMBLED	



ORD. NO.	DIM. mm
F BG M7BB 00 04	2000x750x880 h
Steel workstation with Multiplex worktop SUPPLIED ASSEMBLED	



ORD. NO.	DIM. mm
F BG M7BC 00 04	2000x750x880 h
Steel workstation with Multiplex worktop SUPPLIED ASSEMBLED	



ORD. NO.	DIM. mm
F BG M7BC 01 04	2000x750x880 h
Steel workstation with Multiplex worktop SUPPLIED ASSEMBLED	




Detail of
Multibox

ORD. NO.	DIM. mm
F BG M7BC 52 04	2000x750x880 h
Steel workstation with Multiplex worktop SUPPLIED ASSEMBLED	



ORD. NO.	DIM. mm
F BG M7CC 00 04	2000x750x880 h
Steel workstation with Multiplex worktop SUPPLIED ASSEMBLED	

STEEL COVER WITH RUBBER COATING



ORD. NO.

F BG 3225 00 07

Cover for steel worktop

DIM. mm

2498x700x33 h



WORKSTATIONS
LOAD CAPACITY:
1000 KG



ORD. NO.

F BG M400 00 04

Steel workstation with steel worktop
SUPPLIED ASSEMBLED

DIM. mm

2507x705x855 h



ORD. NO.

F BG M4A0 00 04

Steel workstation with steel worktop
SUPPLIED ASSEMBLED

DIM. mm

2507x705x855 h



ORD. NO.

F BG M4B0 00 04

Steel workstation with steel worktop
SUPPLIED ASSEMBLED

DIM. mm

2507x705x855 h



ORD. NO.


F BG M4C0 00 04

Steel workstation with steel worktop
SUPPLIED ASSEMBLED

DIM. mm

2507x705x855 h

STEEL COVER WITH RUBBER COATING



ORD. NO.

DIM. mm

F BL 2505 00 07

2500x755x30 h

Cover for **Multiplex** worktop



WORKSTATIONS
LOAD CAPACITY:
1000 KG



ORD. NO.

DIM. mm

F BG M800 00 04

2500x750x880 h

Steel workstation with **Multiplex** worktop
SUPPLIED ASSEMBLED



ORD. NO.

DIM. mm

F BG M8A0 00 04

2500x750x880 h

Steel workstation with **Multiplex** worktop
SUPPLIED ASSEMBLED



ORD. NO.

DIM. mm

F BG M8B0 00 04

2500x750x880 h

Steel workstation with **Multiplex** worktop
SUPPLIED ASSEMBLED



ORD. NO.

DIM. mm

F BG M8C0 00 04

2500x750x880 h

Steel workstation with **Multiplex** worktop
SUPPLIED ASSEMBLED

STEEL COVER WITH RUBBER COATING
SEE PAGE B99



ORD. NO.

DIM. mm

F BG M4AA 00 04

2507x705x855 h

Steel workstation with **steel** worktop
SUPPLIED ASSEMBLED



ORD. NO.

DIM. mm

F BG M4BC 00 04

2507x705x855 h

Steel workstation with **steel** worktop
SUPPLIED ASSEMBLED



ORD. NO.

DIM. mm

F BG M4CB CB 04

2507x705x855 h

Steel workstation with **steel** worktop
SUPPLIED ASSEMBLED



ORD. NO.

DIM. mm

F BG M4CB 01 04

2507x705x855 h

Steel workstation with **steel** worktop
SUPPLIED ASSEMBLED



ORD. NO.

DIM. mm

F BG M4CB 52 04

2507x705x855 h

Steel workstation with **steel** worktop
SUPPLIED ASSEMBLED



Detail of
Multibox



STEEL COVER WITH RUBBER COATING
SEE PAGE B100

ORD. NO.

DIM. mm

F BG M8AA 00 04

2500x750x880 h

Steel workstation with **Multiplex** worktop
SUPPLIED ASSEMBLED



ORD. NO.

DIM. mm

F BG M8BC 00 04

2500x750x880 h

Steel workstation with **Multiplex** worktop
SUPPLIED ASSEMBLED



ORD. NO.

DIM. mm

F BG M8BC CB 04

2500x750x880 h

Steel workstation with **Multiplex** worktop
SUPPLIED ASSEMBLED



ORD. NO.

DIM. mm

F BG M8CB 01 04

2500x750x880 h

Steel workstation with **Multiplex** worktop
SUPPLIED ASSEMBLED



ORD. NO.

DIM. mm

F BG M8CB 52 04

2500x750x880 h


Steel workstation with **Multiplex** worktop
SUPPLIED ASSEMBLED



Detail of
Multiplex

RAL 5012
F.....04

PERFORATED PANELS WITH WALL FIXING SET




Example of how to use the perforated panel with wall fixing

ORD. NO.	DIM. mm
F BG 3910 00 04	1000x850 h
F BG 3915 00 04	1500x850 h
F BG 3920 00 04	2000x850 h

Hole diameter 4 mm. FIXING SET EXCLUDED.


SHELF FOR PERFORATED PANELS



Example of how to use the shelf for perforated panel

ORD. NO.	DIM. mm
F BG 3940 00 04	1000x140 h
F BG 3945 00 04	1500x140 h
F BG 3950 00 04	2000x140 h

HOOKS FOR PERFORATED PANELS




Example of how to use the hooks for perforated panel

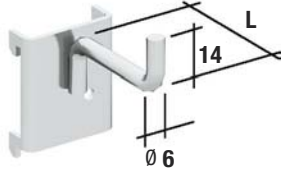
ORD. NO.	DIM. mm
F BG 3970 01 99	2507x705x855 h
F BG 3971 01 99	2507x705x855 h
F BG 3972 01 99	2507x705x855 h
F BG 3973 01 99	2507x705x855 h

BATCH OF 10 PCS.


single hook



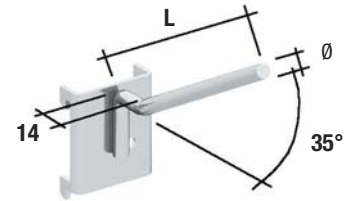
ORD. NO.	∅	L
C MV 10 035	6	10
C MV 10 036	6	50



angle single hook



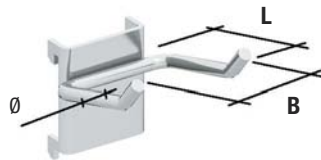
ORD. NO.	∅	L
C MV 10 014	4	50
C MV 10 015	6	100



angle hook



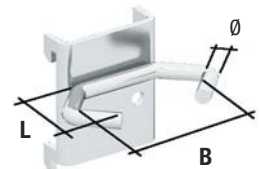
ORD. NO.	∅	L	B
C MV 10 016	5	50	40



level hook



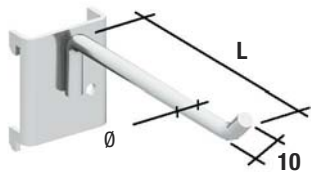
ORD. NO.	∅	L	B
C MV 10 001	5	28	45




suspension hook



ORD. NO.	∅	L
C MV 10 037	5	24
C MV 10 038	5	38
C MV 10 039	4	100
C MV 10 040	6	100
C MV 10 041	5	150
C MV 10 042	6	200



spring clip



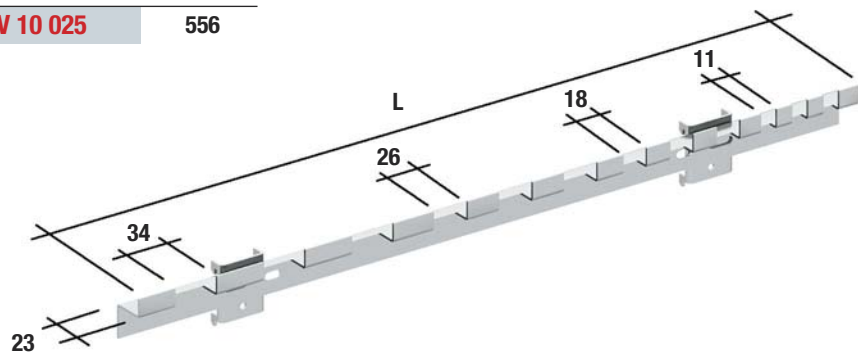
ORD. NO.	∅
C MV 10 020	6
C MV 10 021	12
C MV 10 022	18
C MV 10 023	25



key hook



ORD. NO.	L
C MV 10 025	556



■ Cast iron vice jaw width 100 mm



ORD. NO.	suitable for
F BL 1010 00 00	wooden worktop
F BL 1010 01 00	steel worktop
A = 100 mm	D = 83 mm
B = 330 mm	E = knurled
C = 80 mm	G = 4 kg

■ Cast iron vice jaw width 120 mm



ORD. NO.	suitable for
F BL 1015 00 00	wooden worktop
F BL 1015 01 00	steel worktop
A = 120 mm	D = 113 mm
B = 385 mm	E = knurled
C = 110 mm	G = 7 kg

■ Cast iron vice jaw width 150 mm



ORD. NO.	suitable for
F BL 1020 00 00	wooden worktop
F BL 1020 01 00	steel worktop
A = 140 mm	D = 137 mm
B = 430 mm	E = knurled
C = 130 mm	G = 11 kg

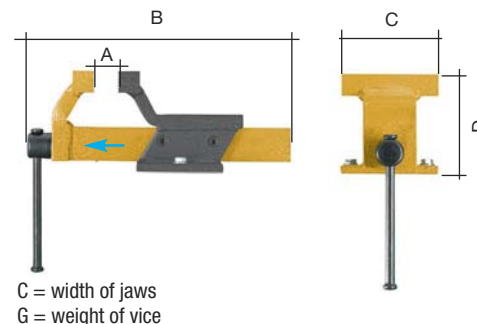
A = maximum jaw opening B = maximum width of vice
D = height of vice E = knurled jaws



■ Cast iron vice jaw width 120 mm

ORD. NO.	suitable for
F BL 1065 00 00	wooden worktop
F BL 1065 01 00	steel worktop
A = 175 mm	D = 187 mm
B = 510 mm	E = knurled
C = 120 mm	G = 24 kg

■ FRONT OPENING



■ Cast iron vice jaw width 100 mm



ORD. NO.	suitable for
F BL 1110 00 00	wooden worktop
F BL 1110 01 00	steel worktop
A = 140 mm	D = 153 mm
B = 445 mm	E = knurled
C = 100 mm	G = 11 kg

■ Cast iron vice jaw width 120 mm



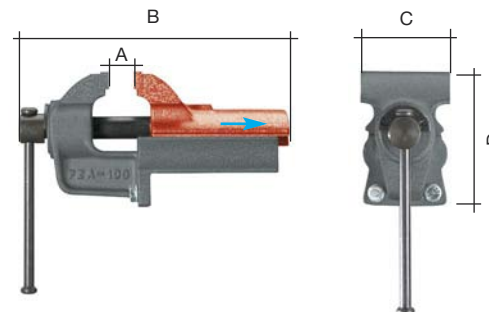
ORD. NO.	suitable for
F BL 1120 00 00	wooden worktop
F BL 1120 01 00	steel worktop
A = 185 mm	D = 180 mm
B = 520 mm	E = knurled
C = 120 mm	G = 18 kg

■ Cast iron vice jaw width 150 mm



ORD. NO.	suitable for
F BL 1130 00 00	wooden worktop
F BL 1130 01 00	steel worktop
A = 220 mm	D = 210 mm
B = 615 mm	E = knurled
C = 150 mm	G = 25 kg

■ REAR OPENING





ORD. NO.

F QZ 1211 00 07

Swivel chair with double swivel wheels, seat and back in beech-plywood.
Seat height adjustable by gas pump.
Height: from mm 470 to mm 645.

■ RAL 9011
F 07



ORD. NO.

F QZ 1210 00 07

Swivel chair with low noise floor feet, seat and back in beech-plywood.
Seat height adjustable by gas pump.
Height: from mm 445 to mm 625.

■ RAL 9011
F 07



ORD. NO.

F QZ 1220 00 07

Swivel chair with low noise floor feet and additional chromium-plated foot rest, height adjustable.
Seat and back in beech-plywood.
Seat height adjustable by gas pump.
Height: from mm 510 to mm 760.

■ RAL 9011
F 07



ORD. NO.

F QZ 1130 00 07

Swivel chair with low noise floor feet, seat and back in beech-plywood.
Seat height adjustable by molomatic screw.
Height: from mm 425 to mm 565.

■ RAL 9011
F 07



ORD. NO.

F QZ 2211 00 07

Swivel chair with double swivel wheels, seat and back in polyurethane.
Seat height adjustable by gas pump.
Height: from mm 495 to mm 670.

■ RAL 9011
F 07



ORD. NO.

F QZ 2210 00 07

Swivel chair with low noise floor feet, seat and back in polyurethane.
Seat height adjustable by gas pump.
Height: from mm 470 to mm 650.

■ RAL 9011
F 07



ORD. NO.

F QZ 2220 00 07

Swivel chair with low noise floor feet and foot rest.
Seat and back in polyurethane.
Seat height adjustable by gas pump.
Height: from mm 535 to mm 785.

■ RAL 9011
F 07



ORD. NO.

F QZ 2110 00 07

Swivel chair with low noise floor feet and painted foot rest, height adjustable.
Seat and back in polyurethane.
Seat height adjustable by screw.
Height: from mm 535 to mm 735.

■ RAL 9011
F 07



**GOLD BOX
SECURITY
SHELL/ESD**

ATHENA

THEMA

NETTUNO

DELTA

MINERVA

ODETTE

KLT/ZEUS

STEEL

SLICK

DOMINO

PERFOM

TR

PRACTIBOX

MULTIBOX

BIG PLAST

BIG STEEL

STORAGE

MAT

**COMBI/SMART
SYSTEM ST/SV/AR**

STORAGE GOLD BOX



SLIDING LID WITH CLICK CLOSING



THE LID CAN BE FASTENED WITH A SECURITY SEAL



ORD. NO. External dim.

F PH 3651 AC 01 227x180x100 mm h

Useful dim. mm 187x136x93 h
CAPACITY LITRES: 3
WEIGHT gr.: 426

ORD. NO. External dim.

F PH 4851 AC 01 336x231x100 mm h

Useful dim. mm 282x178x90 h
CAPACITY LITRES: 5
WEIGHT gr.: 716

ORD. NO. External dim.

F PH 5251 AC 01 336x231x150 mm h

Useful dim. mm 285x179x144 h
CAPACITY LITRES: 8
WEIGHT gr.: 818

STORAGE SECURITY



LID WITH CLICK CLOSING CAN NOT BE REUTILIZED



To open the lid push the central part.

ORD. NO. External dim.

F PH CB51 00 04 147x98x53 mm h

Useful dim. mm 128x78x45 h
WEIGHT gr.: 124

STORAGE SHELL



Hinged lid with click closing. The lid can be fastened with a security seal.

ORD. NO. External dim.

F PH 0C51 00 04 148x110x28 mm h

Useful dim. mm 124x83x20 h
WEIGHT gr.: 66

CONDUCTIVE STACKING CONTAINERS SERIES ATHENA



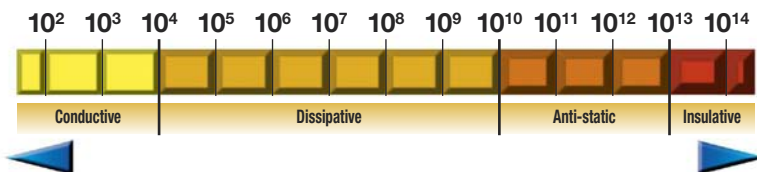
■ Resistant to high and low temperatures

TECHNICAL SPECIFICATIONS


Base material	Polypropylene copolymer (PPC)
Conductivity additive	Carbon black
Colour	Black
Density, at 23°C	1.04 g/cm ³
Vicat softening point	154°C ISO 306
Working temperature	
continuous	approx 80-100°C
short term	approx 100-120°C
Surface resistance	less than 10 ⁴ Ω cm (measured according to CEI EN 61340-2-3 at 20°C with a 5 cm ² ring electrode).
Volume resistivity	10 ⁴ Ω cm (measured according to CEI EN 61340-2-3 at 20°C with a 5 cm ² ring electrode)
Ageing behaviour	No deterioration of conductivity (in 7 years of service), no leaching of corrosive substances, excellent UV resistance.
Chemical resistance	Excellent (according to the generally valid PP classification)



CONDUCTIVITY SCALE



CONDUCTIVE FLOORING MATS



TROLLEYS WITH ANTI-STATIC WHEELS



Containers with this symbol are made of completely recyclable plastic material.

■ FOR FURTHER INFORMATION SEE OUR GENERAL CATALOGUE NO. 261 00

STACKING CONTAINERS 300x200



ORD. NO. External dim.

F PA 2451 A0 01 300x200x120 mm h

Useful dim. mm 260x160x100 h
CAPACITY LITRES: 5
WEIGHT gr.: 450

ORD. NO. External dim.

F PA 2851 A0 01 300x200x170 mm h

Useful dim. mm 258x160x154 h
CAPACITY LITRES: 7
WEIGHT gr.: 670

ORD. NO. DIM. mm

F PA 0351 00 01 300x200

HINGED LID
WEIGHT gr.: 155

STACKING CONTAINERS 400x300



ORD. NO. External dim.

F PA 3251 A0 01 400x300x55 mm h

Useful dim. mm 355x254x37 h
CAPACITY LITRES: 3,8
WEIGHT gr.: 505

ORD. NO. External dim.

F PA 3651 A0 01 400x300x78 mm h

Useful dim. mm 355x255x59 h
CAPACITY LITRES: 6
WEIGHT gr.: 550

ORD. NO. External dim.

F PA 4051 A0 01 400x300x120 mm h

Useful dim. mm 357x257x102 h
CAPACITY LITRES: 10
WEIGHT gr.: 770



ORD. NO. External dim.

F PA 4451 A0 01 400x300x170 mm h

Useful dim. mm 357x257x152 h
CAPACITY LITRES: 15
WEIGHT gr.: 1070

ORD. NO. External dim.

F PA 4851 A0 01 400x300x220 mm h

Useful dim. mm 357x258x207 h
CAPACITY LITRES: 20
WEIGHT gr.: 1230

ORD. NO. External dim.

F PA 4851 B0 01 400x300x220 mm h

Useful dim. mm 357x258x206 h
CAPACITY LITRES: 20
WEIGHT gr.: 1200



ORD. NO. External dim.

F PA 5251 A0 01 400x300x325 mm h

Useful dim. mm 356x255x307 h
CAPACITY LITRES: 30
WEIGHT gr.: 2050

ORD. NO. External dim.

F PA 5251 B0 01 400x300x325 mm h

Useful dim. mm 355x255x305 h
CAPACITY LITRES: 30
WEIGHT gr.: 2020

ORD. NO. DIM. mm

F PA 0651 00 01 400x300

HINGED LID
WEIGHT gr.: 320



ORD. NO. External dim.

F PA 5651 A0 01 600x400x76 mm h

Useful dim. mm 553x353x58 h

CAPACITY LITRES: 10

WEIGHT gr.: 1242



ORD. NO. External dim.

F PA 6051 A0 01 600x400x120 mm h

Useful dim. mm 557x357x102 h

CAPACITY LITRES: 20

WEIGHT gr.: 1585



ORD. NO. External dim.

F PA 6051 C0 01 600x400x120 mm h

Useful dim. mm 557x356x102 h

CAPACITY LITRES: 20

WEIGHT gr.: 1575



ORD. NO. External dim.

F PA 6051 E0 01 600x400x120 mm h

Useful dim. mm 557x357x103 h

CAPACITY LITRES: 20

WEIGHT gr.: 1500



ORD. NO. External dim.

F PA 6451 A0 01 600x400x170 mm h

Useful dim. mm 560x358x153 h

CAPACITY LITRES: 30

WEIGHT gr.: 2125



ORD. NO. External dim.

F PA 6851 A0 01 600x400x220 mm h

Useful dim. mm 558x356x202 h

CAPACITY LITRES: 40

WEIGHT gr.: 2620



ORD. NO. External dim.

F PA 6851 B0 01 600x400x220 mm h

Useful dim. mm 558x357x202 h

CAPACITY LITRES: 40

WEIGHT gr.: 2570



ORD. NO. External dim.

F PA 7251 A0 01 600x400x285 mm h

Useful dim. mm 557x356x263 h

CAPACITY LITRES: 53

WEIGHT gr.: 2765



ORD. NO. External dim.

F PA 7251 B0 01 600x400x285 mm h

Useful dim. mm 557x357x263 h

CAPACITY LITRES: 53

WEIGHT gr.: 2895



Containers with this symbol are made of completely recyclable plastic material.



The containers marked with this symbol can be used to store foodstuffs.

■ On request other colours available



ORD. NO. External dim.

F PA 7651 A0 01 600x400x325 mm h

Useful dim. mm 558x358x308 h

CAPACITY LITRES: 60

WEIGHT gr.: 3315



ORD. NO. External dim.

F PA 7651 B0 01 600x400x325 mm h

Useful dim. mm 558x357x308 h

CAPACITY LITRES: 60

WEIGHT gr.: 3215



ORD. NO. External dim.

F PA 7651 D0 01 600x400x325 mm h

Useful dim. mm: 558x358x308 h

CAPACITY LITRES: 60

WEIGHT gr.: 3040

SOLID BOTTOM



ORD. NO. External dim.

F PA 8051 B0 01 600x400x430 mm h

Useful dim. mm 557x356x415 h

CAPACITY LITRES: 90

WEIGHT gr.: 3915



ORD. NO. External dim.

F PA 8051 D0 01 600x400x430 mm h

Useful dim. mm 557x357x415 h

CAPACITY LITRES: 90

WEIGHT gr.: 3610

SOLID BOTTOM



ORD. NO. External dim.

F PA 8051 S0 01 600x400x430 mm h

Useful dim. mm 557x357x415 h

CAPACITY LITRES: 90

WEIGHT gr.: 3625



ORD. NO. External dim.

F PA 8051 R0 01 600x400x430 mm h

Useful dim. mm 557x357x415 h

CAPACITY LITRES: 90

WEIGHT gr.: 3780



ORD. NO. DIM. mm

F PA 0951 00 01 600x400

HINGED LID

WEIGHT gr.: 722



THE CONTAINERS CAN BE SUPPLIED ON REQUEST WITH REINFORCED BOTTOM.



ORD. NO. External dim.

F PA 8551 A0 01 800x600x120 mm h

Useful dim. mm 757x557x86 h
CAPACITY LITRES: 49 WEIGHT gr.: 3450
REINFORCED BOTTOM



ORD. NO. External dim.

F PA 8751 A0 01 800x600x170 mm h

Useful dim. mm 758x555x137 h
CAPACITY LITRES: 69 WEIGHT gr.: 3920
REINFORCED BOTTOM



ORD. NO. External dim.

F PA 8951 A0 01 800x600x220 mm h

Useful dim. mm 757x556x188 h
CAPACITY LITRES: 90 WEIGHT gr.: 4630
REINFORCED BOTTOM



ORD. NO. External dim.

F PA 9351 A0 01 800x600x325 mm h

Useful dim. mm 756x555x294 h
CAPACITY LITRES: 130 WEIGHT gr.: 5100
REINFORCED BOTTOM



ORD. NO. External dim.

F PA 9751 A0 01 800x600x430 mm h

Useful dim. mm 756x555x395 h
CAPACITY LITRES: 175 WEIGHT gr.: 6000
REINFORCED BOTTOM



DETAIL OF STACKING CONTAINERS WITH REINFORCED BOTTOM



COD. ART. DIM. mm

F PA 1251 01 01 800x600

LID FOR CONTAINERS
ORD. NO. F PA 8551 A0 01

F PA 1251 00 01 800x600

LID FOR CONTAINERS ORD. NO. F PA 8751 A0 01,
ORD. NO. F PA 8951 A0 01, ORD. NO. F PA 9351 A0 01,
ORD. NO. F PA 9751 A0 01

■ ON REQUEST, OTHER 4 DIMENSIONS OF THE CONTAINERS WITH FEET AND WHEELS ARE AVAILABLE



ORD. NO. External dim.

F PA 8551 AD 01 800x600x220 mm h

With 120 mm high container
CAPACITY LITRES: 49



ORD. NO. External dim.

F PA 8551 AE 01 800x600x245 mm h

With 120 mm high container
CAPACITY LITRES: 49



ORD. NO. External dim.

F PA 8551 AF 01 800x600x245 mm h

With 120 mm high container
CAPACITY LITRES: 49



Containers with this symbol are made of completely recyclable plastic material.



The containers marked with this symbol can be used to store foodstuffs.

■ On request other colours available



ORD. NO. **F PB 6851 A0 01** **External dim.** 600x400x220 mm h

Useful dim. mm 555x355x203 h
CAPACITY LITRES: 40
WEIGHT gr.: 1960

ORD. NO. **F PB 6851 B0 01** **External dim.** 600x400x220 mm h

Useful dim. mm 555x354x203 h
CAPACITY LITRES: 40
WEIGHT gr.: 1950

ORD. NO. **F PB 6851 F0 01** **External dim.** 600x400x220 mm h

Useful dim. mm 556x356x200 h
CAPACITY LITRES: 40
WEIGHT gr.: 1475



■ FOR TROLLEYS SERIES UNIMOD SEE PAGE C47


STORAGE NETTUNO

STACKING CONTAINERS 400x300 - STACKING CONTAINERS 600x400



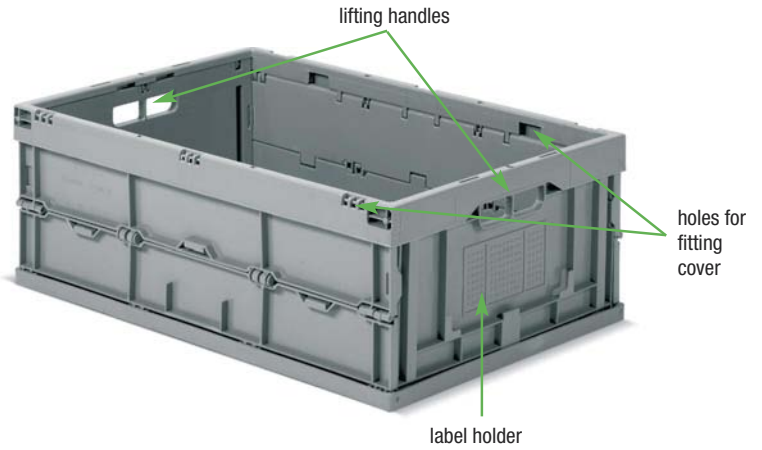
STACKING CONTAINERS series F PF

GREY
F.....01



OPEN CONTAINER

CLOSED CONTAINER



ORD. NO. External dim.
F PF 4851 BB 01 400x300x220 mm h

Closed dim. mm 400x300x70 h
CAPACITY LITRES: 22
WEIGHT gr.: 1308



ORD. NO. External dim.
F PF 6851 BB 01 600x400x220 mm h

Closed dim. mm 600x400x68 h
CAPACITY LITRES: 45
WEIGHT gr.: 2170



ORD. NO. External dim.
F PF 7651 BB 01 600x400x320 mm h

Closed dim. mm 600x400x70 h
CAPACITY LITRES: 65
WEIGHT gr.: 2642



ORD. NO. External dim.
F PF 4851 BA 01 400x300x230 mm h

Closed dim. mm 400x300x85 h
CAPACITY LITRES: 22 WEIGHT gr.: 1654
COMPLETE WITH HINGED LID



ORD. NO. External dim.
F PF 6851 BA 01 600x400x230 mm h

Closed dim. mm 600x400x80 h
CAPACITY LITRES: 45 WEIGHT gr.: 2870
COMPLETE WITH HINGED LID



ORD. NO. External dim.
F PF 7651 BA 01 600x400x330 mm h

Closed dim. mm 600x400x82 h
CAPACITY LITRES: 65 WEIGHT gr.: 3338
COMPLETE WITH HINGED LID

- SOLID BOTTOM
- LONG SIDES CLOSED
- SHORT SIDES CLOSED
- LIFTING HOLES



Containers with this symbol are made of completely recyclable plastic material.



The containers marked with this symbol can be used to store foodstuffs.

■ On request other colours available



GREY
F.....01

- SOLID BOTTOM
- LONG SIDES CLOSED
- SHORT SIDES CLOSED
- LIFTING BARS



ORD. NO. External dim.
F PD 6851 AO 01 600x400x225 h
Useful dim. mm 499x329x195 h
CAPACITY LITRES: 38
WEIGHT gr.: 1742

ORD. NO. External dim.
F PD 7651 AO 01 600x400x325 mm h
Useful dim. mm 499x329x295 h
CAPACITY LITRES: 58
WEIGHT gr.: 2332

ORD. NO. External dim.
F PD 8051 AO 01 600x400x425 mm h
Useful dim. mm 499x329x395 h
CAPACITY LITRES: 74
WEIGHT gr.: 2858

COMPLETE WITH SUPPORTS FOR STACKING



ORD. NO. External dim.
F PD 6851 AB 01 600x400x230 mm h
Useful dim. mm 499x329x195 h
CAPACITY LITRES: 38
WEIGHT gr.: 1930

ORD. NO. External dim.
F PD 7651 AB 01 600x400x330 mm h
Useful dim. mm 499x329x295 h
CAPACITY LITRES: 58
WEIGHT gr.: 2524

ORD. NO. External dim.
F PD 8051 AB 01 600x400x430 mm h
Useful dim. mm 499x329x395 h
CAPACITY LITRES: 74
WEIGHT gr.: 3055


COMPLETE WITH HINGED LID



ORD. NO. External dim.
F PD 6851 AA 01 610x400x240 mm h
Useful dim. mm 499x329x195 h
CAPACITY LITRES: 38
WEIGHT gr.: 2640

ORD. NO. External dim.
F PD 7651 AA 01 610x400x340 mm h
Useful dim. mm 499x329x295 h
CAPACITY LITRES: 58
WEIGHT gr.: 3230

ORD. NO. External dim.
F PD 8051 AA 01 610x400x440 mm h
Useful dim. mm 499x329x395 h
CAPACITY LITRES: 74
WEIGHT gr.: 3765



■ Example of stacking full containers with opened supports and with closed supports.



■ The lid can be fastened with a security seal.





ORD. NO. External dim.

F PE 6851 B0 01 600x400x200 mm h

Useful dim. mm 455x338x180 h
CAPACITY LITRES: 32
WEIGHT gr.: 1750



ORD. NO. External dim.

F PE 6851 F0 01 600x400x200 mm h


Useful dim. mm 458x338x177 h
CAPACITY LITRES: 32
WEIGHT gr.: 1520



ORD. NO. External dim.

F PE 7651 B0 01 600x400x300 mm h

Useful dim. mm 455x338x272 h
CAPACITY LITRES: 50
WEIGHT gr.: 2500



ORD. NO. External dim.

F PE 7651 F0 01 600x400x300 mm h

Useful dim. mm 455x337x270 h
CAPACITY LITRES: 50
WEIGHT gr.: 2320



ORD. NO. External dim.

F PE 8051 B0 01 600x400x400 mm h

Useful dim. mm 453x337x370 h
CAPACITY LITRES: 70
WEIGHT gr.: 2940



ORD. NO. External dim.

F PE 8051 F0 01 600x400x400 mm h

Useful dim. mm 455x337x372 h
CAPACITY LITRES: 70
WEIGHT gr.: 2865



ORD. NO. DIM. mm

F PE 0951 00 01 600x400

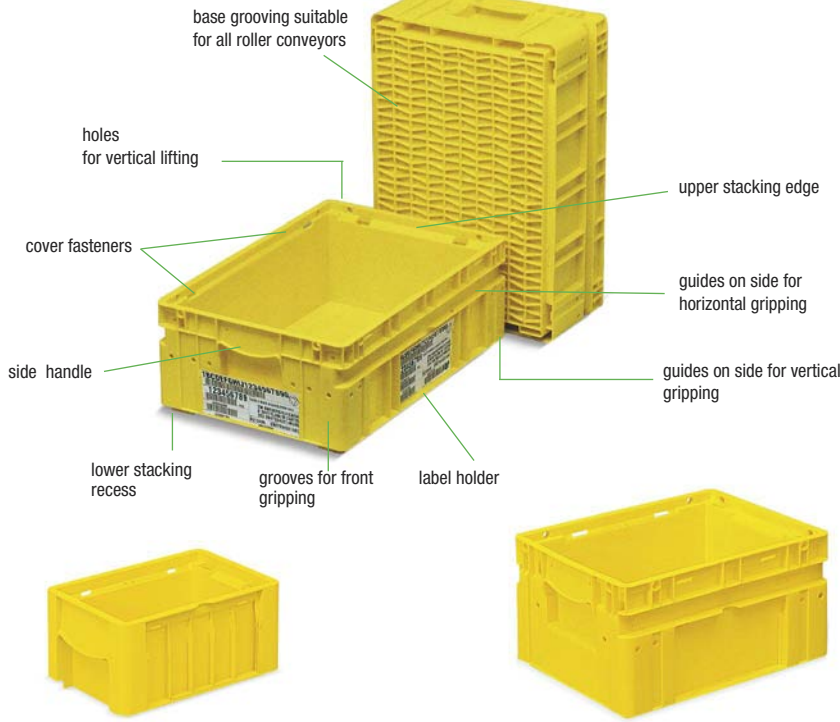
LID
WEIGHT gr.: 960



COD. ART. DIM. mm

F PZ 0020 00 99 34x20x17 H

SNAP SPRING FOR LID CLOSING



■ Detail of stacking containers with reinforced bottom **ORD. NO. F PC 9651 00 05**



ORD. NO.	External dim.
F PC 2451 00 05	300x200x147,5 mm h
Useful dim. mm 234x158x126 h	
CAPACITY LITRES: 4,6	
WEIGHT gr.: 610	

ORD. NO.	External dim.
F PC 4851 00 05	400x300x220 mm h
Useful dim. mm 336x262x187 h	
CAPACITY LITRES: 15,8	
WEIGHT gr.: 1820	


ORD. NO.	External dim.
F PC 6851 00 05	600x400x220 mm h
Useful dim. mm 535x361x185 h	
CAPACITY LITRES: 34,8	
WEIGHT gr.: 2880	



ORD. NO.	External dim.
F PC 7651 00 05	600x400x320 mm h
Useful dim. mm 536x361x282 h	
CAPACITY LITRES: 53	
WEIGHT gr.: 4038	



ORD. NO.	External dim.
F PC 9651 00 05	1000x400x232 mm h
Useful dim. mm 935x355x197 h	
CAPACITY LITRES: 65	
WEIGHT gr.: 3706	



Label holder for label dim. mm 210x105 h



ORD. NO.	DIM. mm
F PC 0351 00 05	300x200
LID FOR ODETTTE	
WEIGHT gr.: 106	



ORD. NO.	DIM. mm
F PC 0651 00 05	400x300
LID FOR ODETTTE	
WEIGHT gr.: 240	



ORD. NO.	DIM. mm
F PC 0951 00 05	600x400
LID FOR ODETTTE	
WEIGHT gr.: 500	



STORAGE ODETTE KLT

DIMENSIONS = 600x400 / 400x300 / 300x200



STACKING CONTAINERS series F PC

■ BLUE
F.....27



NEW

- GOOD RESISTANCE TO OILS
- DIFFERENT AUTOMATED HANDLING OPTIONS
- STRONG ERGONOMICS HANDLES
- EXCELLENT LEVEL OF SAFETY AND RESISTANCE
- SMOOTH BOTTOM FOR NOISELESS MOVEMENT ON CONVEYORS
- PERFORATED BOTTOM FOR WATER DRAINAGE



ORD. NO.	External dim.
F PC 2351 00 27	300x200x148 mm h
External dim.: 297x198x147,5 mm h	
Internal dim.: 243x192x129,5 mm h	
CAPACITY LITRES: 5,3 - WEIGHT gr.: 570	
SOLID BOTTOM	

ORD. NO.	External dim.
F PC 4251 00 27	400x300x148 mm h
External dim.: 396x297x147,5 mm h	
Internal dim.: 345x260x129,5 mm h	
CAPACITY LITRES: 13,1 - WEIGHT gr.: 1080	
PERFORATED BOTTOM	

ORD. NO.	External dim.
F PC 5051 00 27	400x300x280 mm h
External dim.: 396x297x280 mm h	
Internal dim.: 345x260x262 mm h	
CAPACITY LITRES: 24,1 - WEIGHT gr.: 1700	
PERFORATED BOTTOM	



ORD. NO.	External dim.
F PC 6651 00 27	600x400x148 mm h
External dim.: 594x396x147,5 mm h	
Internal dim.: 544x359x129,5 mm h	
CAPACITY LITRES: 25,3 - WEIGHT gr.: 1900	
PERFORATED BOTTOM	

ORD. NO.	External dim.
F PC 7251 00 27	600x400x280 mm h
External dim.: 594x396x280 mm h	
Internal dim.: 544x359x262 mm h	
CAPACITY LITRES: 51,9 - WEIGHT gr.: 2670	
PERFORATED BOTTOM	



Containers with this symbol are made of completely recyclable plastic material.

■ On request other colours available



SIZE 272-2



ORD. NO. External dim.
F PJ 0151 00 04 145x90x70 mm h
 Useful dim. mm 123x80x63 h
 CAPACITY LITRES: 0,9. WEIGHT gr.: 70
 BATCH OF 50 PCS.

ORD. NO. External dim.
F PJ 1751 00 04 145x140x70 mm h
 Useful dim. mm 127x123x63 h
 CAPACITY LITRES: 1,4. WEIGHT gr.: 90
 BATCH OF 54 PCS.

ORD. NO. External dim.
F PJ 2551 00 01 200x140x130 mm h
 Useful dim. mm 186x125x110 h
 CAPACITY LITRES: 3,6. WEIGHT gr.: 265
 BATCH OF 54 PCS.

SIZE 272-3A2

SIZE 272-4A2

SIZE 272-4



ORD. NO. External dim.
F PJ 3351 00 02 300x200x145 mm h
 Useful dim. mm 284x181x130 h
 CAPACITY LITRES: 8,7. WEIGHT gr.: 525
 BATCH OF 21 PCS.

ORD. NO. External dim.
F PJ 5751 00 04 450x300x120 mm h
 Useful dim. mm 426x275x106 h
 CAPACITY LITRES: 16,2. WEIGHT gr.: 1000
 BATCH OF 16 PCS.

ORD. NO. External dim.
F PJ 6551 00 05 450x300x200 mm h
 Useful dim. mm 428x277x183 h
 CAPACITY LITRES: 27. WEIGHT gr.: 1370
 BATCH OF 10 PCS.

SIZE 272-4A5

SIZE 272-5



ORD. NO. External dim.
F PJ 7351 00 01 450x300x300 mm h
 Useful dim. mm 426x277x286 h
 CAPACITY LITRES: 40,5
 WEIGHT gr.: 1865

ORD. NO. External dim.
F PJ 8951 00 03 630x450x300 mm h
 Useful dim. mm 605x428x275 h
 CAPACITY LITRES: 85
 WEIGHT gr.: 4390





SIZE 1



ORD. NO. External dim.
F PM 1751 00 04 160/140x95x75 mm h
 Useful dim. mm 134x88x65 h
 CAPACITY LITRES: 1. WEIGHT gr.: 100
 BATCH OF 50 PCS.



SIZE 2



ORD. NO. External dim.
F PM 2551 00 05 230/200x140x130 mm h
 Useful dim. mm 190x124x111 h
 CAPACITY LITRES: 3,8. WEIGHT gr.: 280
 BATCH OF 54 PCS.



SIZE 3A2



ORD. NO. External dim.
F PM 3351 00 03 350/300x200x145 mm h
 Useful dim. mm 285x182x130 h
 CAPACITY LITRES: 9,4. WEIGHT gr.: 585
 BATCH OF 21 PCS.



SIZE 3



ORD. NO. External dim.
F PM 4151 00 01 350/300x200x200 mm h
 Useful dim. mm 278x180x187 h
 CAPACITY LITRES: 12,5. WEIGHT gr.: 735
 BATCH OF 15 PCS.



SIZE 4A2



ORD. NO. External dim.
F PM 5751 00 01 500/450x300x145 mm h
 Useful dim. mm 440x278x129 h
 CAPACITY LITRES: 20. WEIGHT gr.: 1215
 BATCH OF 16 PCS.



SIZE 4



ORD. NO. External dim.
F PM 6551 00 05 500/450x300x200 mm h
 Useful dim. mm 435x281x186 h
 CAPACITY LITRES: 28. WEIGHT gr.: 1355
 BATCH OF 10 PCS.



SIZE 4A5



ORD. NO. External dim.
F PM 7351 00 01 500/450x300x300 mm h
 Useful dim. mm 432x280x287 h
 CAPACITY LITRES: 42
 WEIGHT gr.: 1925



SIZE 5P4



ORD. NO. External dim.
F PL 8151 00 04 520/450x450x300 mm h
 Useful dim. mm 431x430x277 h
 CAPACITY LITRES: 63
 WEIGHT gr.: 3485



SIZE 5



ORD. NO. External dim.
F PL 8951 00 03 700/630x450x300 mm h
 Useful dim. mm 615x427x275 h
 CAPACITY LITRES: 88
 WEIGHT gr.: 4330



Containers with this symbol are made of completely recyclable plastic material.



The containers marked with this symbol can be used to store foodstuffs.

RAL 7000 F.01 RAL 6011 F.02 GALVANIZED F.99

SIZE 272-3A2



ORD. NO. External dim.
F LA 3320 00 01 300x200x145 mm h
 Useful dim. mm 290x183x132 h
 CAPACITY LITRES: 8,7



SIZE 272-3



ORD. NO. External dim.
F LA 4120 00 02 300x200x200 mm h
 Useful dim. mm 290x186x184 h
 CAPACITY LITRES: 12



SIZE 272-4



ORD. NO. External dim.
F LA 6520 00 01 450x300x200 mm h
 Useful dim. mm 442x285x182 h
 CAPACITY LITRES: 27



SIZE 272-4A5



ORD. NO. External dim.
F LA 7320 00 02 450x300x300 mm h
 Useful dim. mm 440x280x278 h
 CAPACITY LITRES: 40,5



SIZE 272-5



ORD. NO. External dim.
F LA 8920 00 01 630x450x300 mm h
 Useful dim. mm 617x430x278 h
 CAPACITY LITRES: 85



SIZE 272-4



ORD. NO. External dim.
F LA 6511 00 99 450x300x200 mm h
 Useful dim. mm 442x285x182 h
 CAPACITY LITRES: 27
 HOLE Ø 4,2 mm



SIZE 272-4



ORD. NO. External dim.
F LA 6512 00 99 450x300x200 mm h
 Useful dim. mm 442x285x182 h
 CAPACITY LITRES: 27
 HOLE Ø 5,5 mm



SIZE 272-4



ORD. NO. External dim.
F LA 6513 00 99 450x300x200 mm h
 Useful dim. mm 442x285x182 h
 CAPACITY LITRES: 27
 HOLE Ø 7 mm



SIZE 1



ORD. NO. External dim.
F LS 1700 00 01 160/140x95x75 mm h
Useful dim. mm 138x86x66 h
CAPACITY LITRES: 1



SIZE 2



ORD. NO. External dim.
F LS 2500 00 02 230/200x140x130 mm h
Useful dim. mm 196x131x113 h
CAPACITY LITRES: 3,8



SIZE 3A2



ORD. NO. External dim.
F LS 3300 00 01 350/300x200x145 mm h
Useful dim. mm 298x181x135 h
CAPACITY LITRES: 9,4



SIZE 3



ORD. NO. External dim.
F LS 4100 00 02 350/300x200x200 mm h
Useful dim. mm 300x185x184 h
CAPACITY LITRES: 12,5



SIZE 3P4



ORD. NO. External dim.
F LS 4900 00 02 500/450x200x200 mm h
Useful dim. mm 448x184x184 h
CAPACITY LITRES: 18



SIZE 4



ORD. NO. External dim.
F LS 6500 00 02 500/450x300x200 mm h
Useful dim. mm 448x284x185 h
CAPACITY LITRES: 28



SIZE 4A5



ORD. NO. External dim.
F LS 7300 00 01 500/450x300x300 mm h
Useful dim. mm 446x288x278 h
CAPACITY LITRES: 42



SIZE 5P4



ORD. NO. External dim.
F LS 8100 00 02 520/450x450x300 mm h
Useful dim. mm 448x428x278 h
CAPACITY LITRES: 63



SIZE 5



ORD. NO. External dim.
F LS 8900 00 01 700/630x450x300 mm h
Useful dim. mm 630x428x278 h
CAPACITY LITRES: 88





ORD. NO. F LC C173 S1 52
GALVANIZED
Storage e stacking containers not included



ORD. NO.	Dim. mm
F LC C173 52 52	1067x542x1817 h

Complete with:
63 containers size 1, 36 containers size 2
LOAD CAPACITY: 150 kg



ORD. NO.	Dim. mm
F LC A173 52 52	1067x925x1817 h

Complete with:
126 containers size 1, 76 containers size 2
LOAD CAPACITY: 300 kg (150 kg per side)

LENGHT = 1067 mm DEPTH = 542/925 mm

GALVANIZED +
RAL 7000 F.52



ORD. NO.	Dim. mm
F LC C173 53 52	1067x542x1817 h

Complete with:
45 containers size 1, 30 containers size 2,
8 containers size 3A2. LOAD CAPACITY: 150 kg



ORD. NO.	Dim. mm
F LC A173 53 52	1067x925x1817 h

Complete with: 90 containers size 1, 60 containers
size 2, 16 containers size 3A2.
LOAD CAPACITY: 300 kg (150 kg per side)



ORD. NO.	Dim. mm
F LC C173 54 52	1067x542x1817 h

Complete with:
24 containers size 2, 12 containers size 3A2,
3 containers size 4A2, 3 containers size 4.
LOAD CAPACITY: 150 kg



ORD. NO.	Dim. mm
F LC A173 54 52	1067x925x1817 h

Complete with:
48 containers size 2, 24 containers size 3A2,
6 containers size 4A2, 6 containers size 4.
LOAD CAPACITY: 300 kg (150 kg per side)



ORD. NO.	Dim. mm
F ED 3044 00 01	1025x310x885 h

Max q.ty of plastic or steel stacking containers which can be fitted: 16 pcs size 3
LOAD CAPACITY FOR EACH CONTAINERS: 40 kg
Shelving unit **without** containers



ORD. NO.	Dim. mm
F ED 3074 00 01	1765x310x885 h

Max q.ty of plastic or steel stacking containers which can be fitted: 28 pcs size 3
LOAD CAPACITY FOR EACH CONTAINERS: 40 kg
Shelving unit **without** containers



ORD. NO.	Dim. mm
F ED 4034 00 01	1075x460x885 h

Max q.ty of plastic or steel stacking containers which can be fitted: 12 pcs size 4
LOAD CAPACITY FOR EACH CONTAINERS: 100 kg
Shelving unit **without** containers



ORD. NO.	Dim. mm
F ED 4054 00 01	1765x460x885 h

Max q.ty of plastic or steel stacking containers which can be fitted: 20 pcs size 4
LOAD CAPACITY FOR EACH CONTAINERS: 80 kg
Shelving unit **without** containers



ORD. NO.	Dim. mm
F ED 4555 00 01	1765x460x1300 h

Max q.ty of plastic or steel stacking containers which can be fitted: 20 pcs size 4A5
LOAD CAPACITY FOR EACH CONTAINERS: 50 kg
Shelving unit **without** containers



ORD. NO.	Dim. mm
F ED 5023 00 01	1125x660x1180 h

Max q.ty of plastic or steel stacking containers which can be fitted: 6 pcs size 5
LOAD CAPACITY FOR EACH CONTAINERS: 200 kg
Shelving unit **without** containers



ORD. NO.	for shelvings
----------	---------------


F ED 9134 00 01	F ED 3044 00 01
F ED 9137 00 01	F ED 3074 00 01
F ED 9143 00 01	F ED 4034 00 01
F ED 9145 00 01	F ED 4054 00 01
F ED 9145 00 01	F ED 4555 00 01



ORD. NO.	for shelvings
----------	---------------

F ED 9234 00 01	F ED 3044 00 01
F ED 9237 00 01	F ED 3074 00 01
F ED 9243 00 01	F ED 4034 00 01
F ED 9245 00 01	F ED 4054 00 01
F ED 9245 00 01	F ED 4555 00 01
F ED 9352 00 01	F ED 5023 00 01

EXAMPLE OF STACKABLE SHELVING UNITS



The shelving units can be placed one above the other in order to obtain real and proper stores with personalised horizontal and vertical layout.

PERFORM 1200

LENGTH = 700 mm DEPTH = 270 mm

CONTAINERS CABINETS series F AK

RAL 7000
F.01
RAL 6011
F.02
RAL 5012
F.04
RAL 7035
F.08



ORD. NO.	Dim. mm
F AK 2040 52 04	700x270x1000 h
Complete with: 6 shelves depth 235 mm (50 kg), 4 stops for containers, 24 size 1 blue containers, 12 size 2 grey containers. Cabinet load capacity 450 kg.	

ORD. NO.	Dim. mm
F AK 2066 54 04	700x270x1655 h
Complete with: 12 shelves depth 235 mm (50 kg), 7 stops for containers, 42 size 1 blue containers, 24 size 2 grey containers. Cabinet load capacity 500 kg.	

ORD. NO.	Dim. mm
F AK 2080 52 04	700x270x2000 h
Complete with: 15 shelves depth 235 mm (50 kg), 9 stops for containers, 54 size 1 blue containers, 28 size 2 grey containers. Cabinet load capacity 500 kg.	



ORD. NO.	Dim. mm
F AK 1040 52 04	700x270x1000 h
Complete with: 6 shelves depth 235 mm (50 kg), 4 stops for containers, 24 size 1 blue containers, 12 size 2 grey containers. Cabinet load capacity 450 kg.	

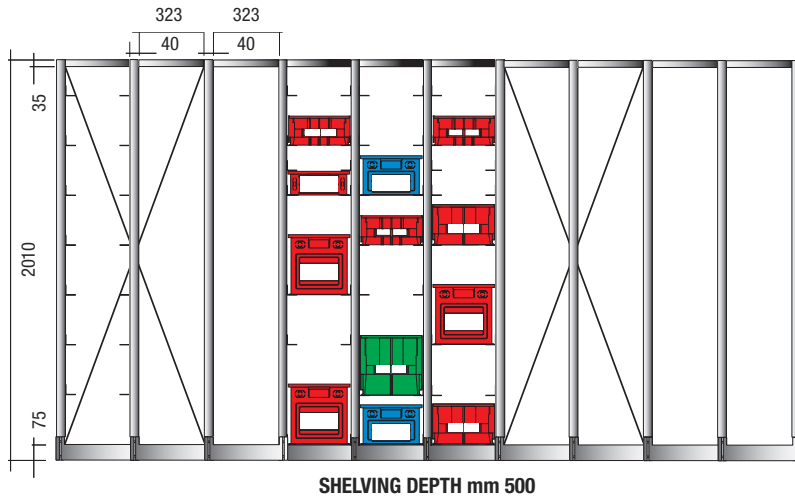
ORD. NO.	Dim. mm
F AK 1066 54 04	700x270x1655 h
Complete with: 12 shelves depth 235 mm (50 kg), 7 stops for containers, 42 size 1 blue containers, 24 size 2 grey containers. Cabinet load capacity 500 kg.	

ORD. NO.	Dim. mm
F AK 1080 52 04	700x270x2000 h
Complete with: 15 shelves depth 235 mm (50 kg), 9 stops for containers, 54 size 1 blue containers, 28 size 2 grey containers. Cabinet load capacity 500 kg.	

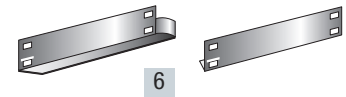
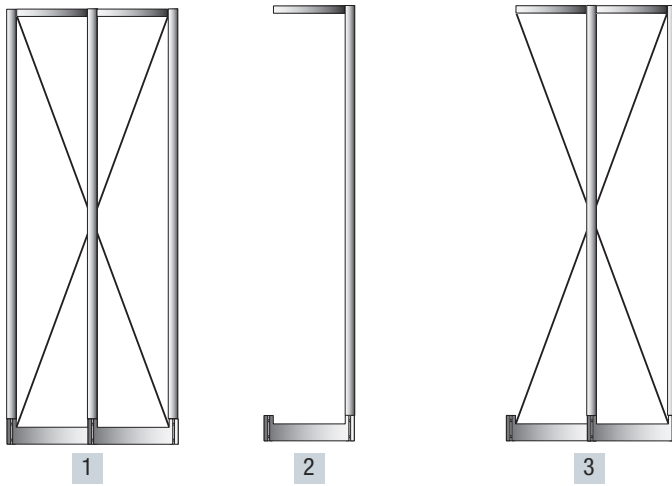
■ The cabinets must be secured to the floor or to the wall.
■ All indicated loads are net and refer to evenly distributed weights

■ Top shelf load capacity: 50 kg

GALVANIZED
F.....99

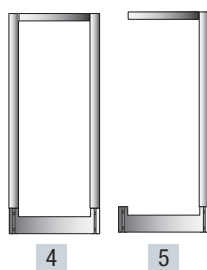
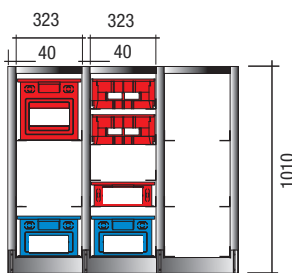
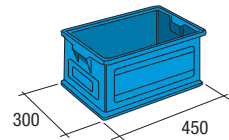
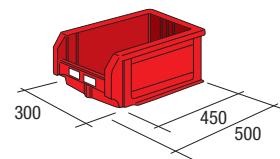


ORDER NO. F TR S100 E2 99
Dim. mm 1129x500x1010 h
Storage containers included



ORD. NO.	type of bay	load capacity
F TR D200 50 99	1. Double unit with cross bracing 2010 h	250 kg*
F TR E200 50 99	2. Add-on single unit 2010 h	250 kg*
F TR F200 50 99	3. Add-on double unit with cross bracing 2010 h	250 kg*
F TR G100 50 99	4. Single unit 1010 h	250 kg*
F TR E100 50 99	5. Add-on single unit 1010 h	250 kg*
F TR 9060 00 99	6. Pair of galvanized guide rails	50 kg

*Load capacity per bay



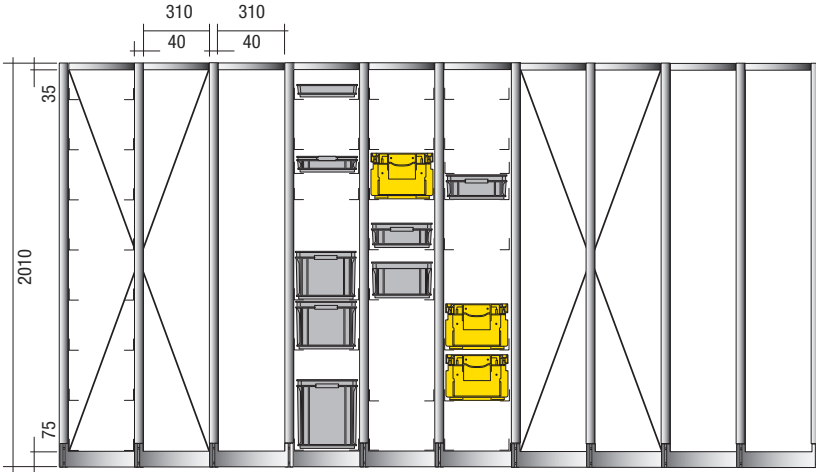
FOR CONTAINERS SIZE	MIN. DISTANCE OF GUIDE RAILS
4A2	200 mm
4	225 mm
4A5	325 mm
272-4A2	150 mm
272-4	225 mm
272-4A5	325 mm

STORAGE SYSTEM TR

SHELVING SYSTEMS series F TR

SHELVING SYSTEM SERIES F TR FOR STACKING CONTAINERS SERIES ATHENA 300x400 mm

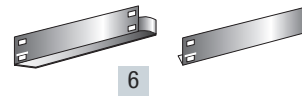
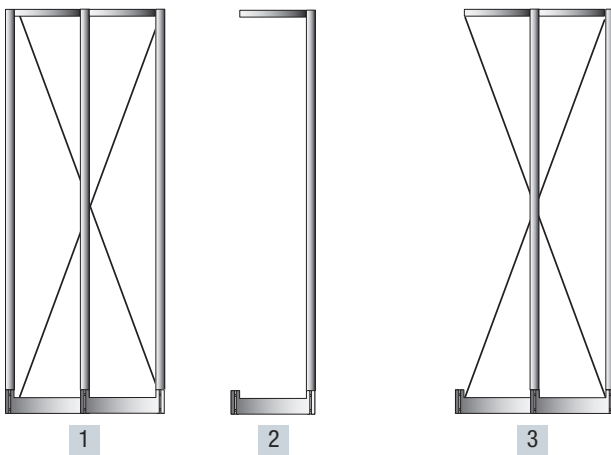
GALVANIZED
F. 99



SHELVING DEPTH mm 400



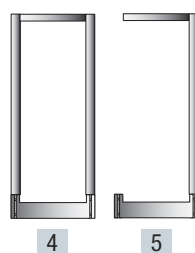
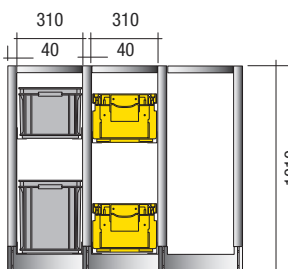
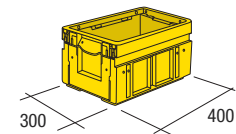
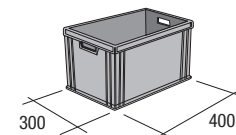
ORDER NO. F TR S200 B1 99
Dim. mm 1440x400x2010 h
Stacking containers included



6

ORD. NO.	type of bay	load capacity
F TR D200 40 99	1. Double unit with cross bracing 2010 h	250 kg*
F TR E200 40 99	2. Add-on single unit 2010 h	250 kg*
F TR F200 40 99	3. Add-on double unit with cross bracing 2010 h	250 kg*
F TR G100 40 99	4. Single unit 1010 h	250 kg*
F TR E100 40 99	5. Add-on single unit 1010 h	250 kg*
F TR 9040 00 99	6. Pair of galvanised guide rails	50 kg

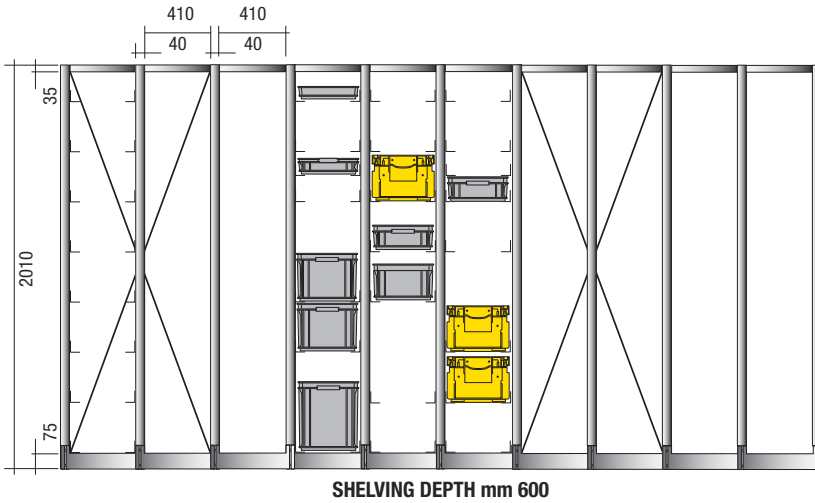
*Load capacity per bay



4

5

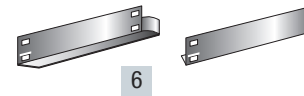
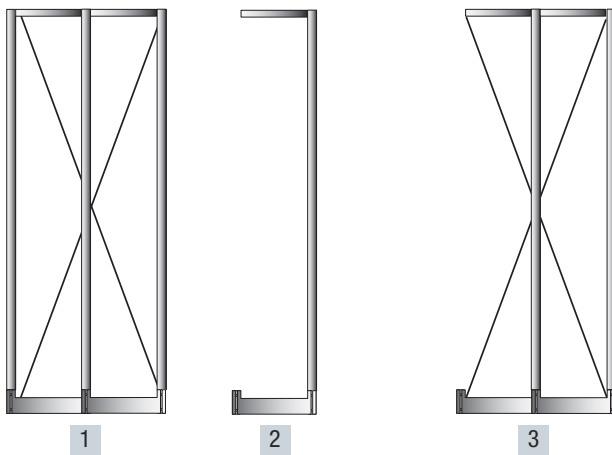
FOR CONTAINERS DIM.	MIN. DISTANCE OF GUIDE RAILS
400x300x55 H	75 mm
400x300x78 H	100 mm
400x300x120 H	150 mm
400x300x170 H	200 mm
400x300x220 H	250 mm
400x300x325 H	350 mm



SHELVING DEPTH mm 600

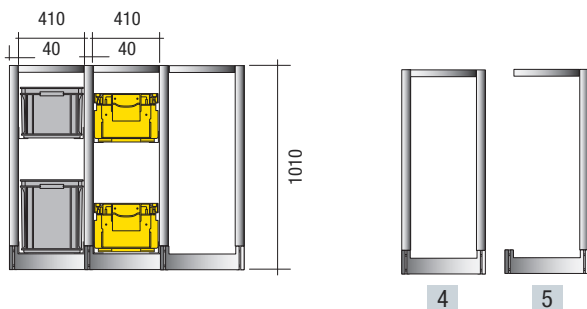
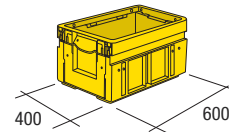
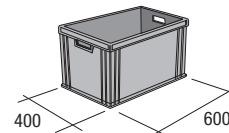


ORDER NO. F TR S200 C2 99
Dim. mm 1840x600x2010 h
Stacking containers included



ORD. NO.	type of bay	load capacity
F TR D200 60 99	1. Double unit with cross bracing 2010 h	250 kg*
F TR E200 60 99	2. Add-on single unit 2010 h	250 kg*
F TR F200 60 99	3. Add-on double unit with cross bracing 2010 h	250 kg*
F TR G100 60 99	4. Single unit 1010 h	250 kg*
F TR E100 60 99	5. Add-on single unit 1010 h	250 kg*
F TR 9080 00 99	6. Pair of galvanised guide rails	50 kg

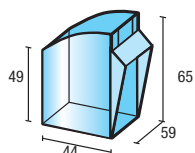
*Load capacity per bay



FOR CONTAINERS DIM.	MIN. DISTANCE OF GUIDE RAILS
600x400x78 H	100 mm
600x400x120 H	150 mm
600x400x170 H	200 mm
600x400x220 H	250 mm
600x400x285 H	325 mm
600x400x325 H	350 mm
600x400x430 H	450 mm

CONTAINERS
GREY F. 01

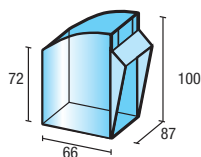
COMPARTMENT
TRANSPARENT F. 96



ORD. NO. **Dim. mm**

F PG 1071 01 01 600x69x77 h

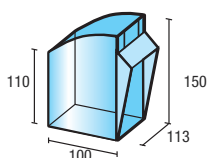
Container with 9 compartments



ORD. NO. **Dim. mm**

F PG 1571 01 01 600x98x112 h

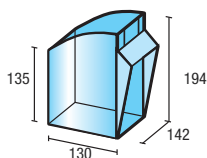
Container with 6 compartments



ORD. NO. **Dim. mm**

F PG 2071 01 01 600x141x164 h

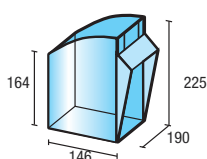
Container with 5 compartments



ORD. NO. **Dim. mm**

F PG 2571 01 01 600x174x206 h

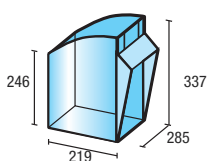
Container with 4 compartments



ORD. NO. **Dim. mm**

F PG 3071 01 01 600x209x240 h

Container with 3 compartments



ORD. NO. **Dim. mm**

F PG 3571 01 01 600x311x353 h

Container with 2 compartments

WALL SHELVING SERIES PRACTIBOX



ORD. NO. **Dim. mm**

F PG 0410 01 01 600x78x308 h

Complete with:

4 ORD. NO. F PG 1071 01 01

ORD. NO. **Dim. mm**

F PG 0320 01 01 610x189,5x500 h

Complete with: 1 ORD. NO. F PG 1571 01 01,

1 ORD. NO. F PG 2071 01 01,

1 ORD. NO. F PG 2571 01 01

ORD. NO. **Dim. mm**

F PG 0420 02 01 600x107x500 h

Complete with:

2 ORD. NO. F PG 1071 01 01,

3 ORD. NO. F PG 1571 01 01



ORD. NO. **Dim. mm**

F PG 0430 01 01 600x150x664 h

Complete with:

3 ORD. NO. F PG 1571 01 01,

2 ORD. NO. F PG 2071 01 01

ORD. NO. **Dim. mm**

F PG 0530 02 01 600x113x1008 h

Complete with:

9 ORD. NO. F PG 1571 01 01

ORD. NO. **Dim. mm**

F PG 0530 03 01 600x224x1000 h

Complete with: 2 ORD. NO. F PG 1571 01 01,

2 ORD. NO. F PG 2071 01 01,

1 ORD. NO. F PG 2571 01 01,

1 ORD. NO. F PG 3071 01 01



ORD. NO. **Dim. mm**

F PG 0540 03 01 600x224x1540 h

Complete with: 2 ORD. NO. F PG 1071 01 01,

4 ORD. NO. F PG 1571 01 01,

3 ORD. NO. F PG 2071 01 01,

1 ORD. NO. F PG 2571 01 01,

1 ORD. NO. F PG 3071 01 01

ORD. NO. **Dim. mm**

F PG 0640 03 01 600x325x1528 h

Complete with: 2 ORD. NO. F PG 1071 01 01,

3 ORD. NO. F PG 1571 01 01,

3 ORD. NO. F PG 2071 01 01,

1 ORD. NO. F PG 2571 01 01,

1 ORD. NO. F PG 3071 01 01

STORAGE PRACTIBOX

WALL SHELVING AND TROLLEYS

series F PG

WALL SHELVING SERIES F PG - TROLLEYS FOR CONTAINERS SERIES PRACTIBOX

CONTAINERS
GREY F. 01

COMPARTMENT
TRANSPARENT F. 96



ORD. NO. **Dim. mm**
F PG 0650 04 01 600x325x1770 h


Complete with: 5 ORD. NO. F PG 1571 01 01,
3 ORD. NO. F PG 2071 01 01,
3 ORD. NO. F PG 2571 01 01

ORD. NO. **Dim. mm**
F PG 0650 03 01 600x325x1750 h

Complete with: 2 ORD. NO. F PG 1071 01 01,
3 ORD. NO. F PG 1571 01 01,
3 ORD. NO. F PG 2071 01 01,
2 ORD. NO. F PG 2571 01 01,
1 ORD. NO. F PG 3071 01 01

ORD. NO. **Dim. mm**
F PG 0560 03 01 600x326x1989 h

Complete with: 6 ORD. NO. F PG 2071 01 01,
2 ORD. NO. F PG 2571 01 01,
1 ORD. NO. F PG 3071 01 01,
1 ORD. NO. F PG 3571 01 01



ORD. NO. **Dim. mm**
F PG 0660 03 01 600x325x1976 h

Complete with:
5 ORD. NO. F PG 1571 01 01
3 ORD. NO. F PG 2071 01 01
4 ORD. NO. F PG 2571 01 01

ORD. NO. **Dim. mm**
F LB B073 04 52 725x613x1430 h

TROLLEY WITHOUT PRACTIBOX

A= 687 mm
B= 724 mm
C= 160 mm
D= 1240 mm (32 holes)
E= 30 mm

 GALVANIZED +
RAL 7000 F. 52

ORD. NO. **Dim. mm**
F LB B073 54 52 725x613x1430 h

Complete with:
1 Trolley ORD. NO. F LB B073 04 52
4 Practibox containers with 9 compartments
6 Practibox containers with 6 compartments
4 Practibox containers with 5 compartments
2 Practibox containers with 4 compartments
2 Practibox containers with 3 compartments

 GALVANIZED +
RAL 7000 F. 52



compartments

PS



container structure

ABS

BLUE
F.....04

ORD. NO.	External dim.
F PK 2751 00 04	435x140x80 mm h
Useful dim. mm 420/405x125x70 h	
MAX Q.TY OF DIVIDERS WHICH CAN BE INSERTED: 7 pcs. ORD. NO. F PK 7268 00 96	



ORD. NO.	External dim.
F PK 0551 00 04	300x120x100 mm h
Useful dim. mm 255x94x89 h	
MAX Q.TY OF DIVIDERS WHICH CAN BE INSERTED: 4 pcs. ORD. NO. F PK 7068 00 96	



ORD. NO.	External dim.
F PK 1551 00 04	400x120x100 mm h
Useful dim. mm 358x98x89 h	
MAX Q.TY OF DIVIDERS WHICH CAN BE INSERTED: 6 pcs. ORD. NO. F PK 7068 00 96	



ORD. NO.	External dim.
F PK 3051 00 04	500x120x100 mm h
Useful dim. mm 460x94x89 h	
MAX Q.TY OF DIVIDERS WHICH CAN BE INSERTED: 8 pcs. ORD. NO. F PK 7068 00 96	



ORD. NO.	External dim.
F PK 1051 00 04	300x160x100 mm h
Useful dim. mm 260x135x89 h	
MAX Q.TY OF DIVIDERS WHICH CAN BE INSERTED: 4 pcs. ORD. NO. F PK 7368 00 96	



ORD. NO.	External dim.
F PK 2051 00 04	400x160x100 mm h
Useful dim. mm 358x135x90 h	
MAX Q.TY OF DIVIDERS WHICH CAN BE INSERTED: 6 pcs. ORD. NO. F PK 7368 00 96	



ORD. NO.	External dim.
F PK 3551 00 04	500x160x100 mm h
Useful dim. mm 460x135x89 h	
MAX Q.TY OF DIVIDERS WHICH CAN BE INSERTED: 8 pcs. ORD. NO. F PK 7368 00 96	



ORD. NO.	External dim.
F PK 4551 00 04	600x160x100 mm h
Useful dim. mm 560x135x90 h	
MAX Q.TY OF DIVIDERS WHICH CAN BE INSERTED: 10 pcs. ORD. NO. F PK 7368 00 96	



ORD. NO.	External dim.
F PK 2551 00 04	400x240x100 mm h
Useful dim. mm 358x215x89 h	
MAX Q.TY OF DIVIDERS WHICH CAN BE INSERTED: 6 pcs. ORD. NO. F PK 7668 00 96	



ORD. NO.	External dim.
F PK 4051 00 04	500x240x100 mm h
Useful dim. mm 462x214x89 h	
MAX Q.TY OF DIVIDERS WHICH CAN BE INSERTED: 8 pcs. ORD. NO. F PK 7668 00 96	



STORAGE MULTIBOX

STACKING HOUSINGS series F PK


STACKING HOUSINGS FOR MULTIBOX BOXES - ACCESSORIES FOR MULTIBOX

BLUE F.04 TRANSPARENT F.96



F PK 9040 01 01 F PK 9040 02 01 F PK 9040 03 01 F PK 9040 04 01 F PK 9040 05 01 F PK 9040 06 01 F PK 9040 07 01

ORD. NO. STACKING HOUSINGS	no. of multibox boxes inserted:		
	ORD. NO. F PK 1551	ORD. NO. F PK 2051	ORD. NO. F PK 2551
F PK 9040 01 01	16	-	-
F PK 9040 02 01	-	12	-
F PK 9040 03 01	8	6	-
F PK 9040 04 01	-	-	8
F PK 9040 05 01	8	-	4
F PK 9040 06 01	-	6	4
F PK 9040 07 01	4	6	2



Stacking housings complete with Multibox boxes dim. mm 500x400x545 h. Stacking housing Including guide rails and safety guards for boxes Multibox.



ORD. NO.	Dim. mm
F PK 7068 00 96	100x90 h
Transversal divider for boxes ORD. NO. F PK 0551 00 04, F PK 1551 00 04, F PK 3051 00 04	

ORD. NO.	Dim. mm
F PK 7368 00 96	145x90 h
Transversal divider for boxes ORD. NO. F PK 1051 00 04, F PK 2051 00 04, F PK 3551 00 04, F PK 4551 00 04	

ORD. NO.	Dim. mm
F PK 7668 00 96	225x90 h
Transversal divider for boxes ORD. NO. F PK 2551 00 04, F PK 4051 00 04	



LABELS ORD. NO.	FOR BOXES	NO. LABELS PER SHEET
F PK 9540 00 00	F PK 0551 - F PK 1551 - F PK 3051	12
F PK 9580 00 00	F PK 1051 - F PK 2051 - F PK 3551 - F PK 4551 - F PK 2751	8
F PK 9600 00 00	F PK 2551 - F PK 4051	6

ORD. NO.	Dim. mm
F PK 7268 00 96	137x75 h
Transversal divider for boxes ORD. NO. F PK 2751 00 04	



LABELS ORD. NO.	FOR TRANSVERSAL DIVIDERS	NO. LABELS PER SHEET
F PK 9520 00 00	F PK 7068 - F PK 7268	24
F PK 9560 00 00	F PK 7368 - F PK 7668	16



ORD. NO.	Dim. mm
F PK 6051 00 04	70x90 h
Handle for boxes ORD. NO. F PK 0551 00 04, F PK 1551 00 04, F PK 3051 00 04	

ORD. NO.	Dim. mm
F PK 6351 00 04	120x80 h
Handle for boxes ORD. NO. F PK 1051 00 04, F PK 2051 00 04, F PK 3551 00 04, F PK 4551 00 04	

ORD. NO.	Dim. mm
F PK 6651 00 04	110x90 h
Handle for boxes ORD. NO. F PK 2551 00 04, F PK 4051 00 04	



Dividers and handles with this symbol are made of completely recyclable plastic material.

RAL 7000 F.01 GREY F.01



ORD. NO.	Dim. mm
F ML 0610 00 01	1000x800x155 h
F ML 0620 00 01	1200x800x155 h

Sheet steel pallets.



ORD. NO.	Dim. mm
F PU 2040 00 13	1200x800x150 h
F PU 3040 00 13	1200x1000x150 h

Plastic pallets. Colour white.



Capacity litres 280

ORD. NO.	Dim. mm
F PT 1040 00 01	1000x640x655 h

Plastic containers.
LOAD CAPACITY: 150 kg



Capacity litres 520

ORD. NO.	Dim. mm
F PT 3040 00 01	1165x790x800 h

Plastic containers.
LOAD CAPACITY: 250 kg



Capacity litres 520

ORD. NO.	Dim. mm
F PT 5040 00 01	1165x790x800 h

Plastic containers.
LOAD CAPACITY: 300 kg



Capacity litres 280

ORD. NO.	Dim. mm
F PT 1140 00 01	1000x640x790 h
F PT 1240 00 01	1000x640x815 h

Plastic containers.
LOAD CAPACITY: 150 kg



Capacity litres 520

ORD. NO.	Dim. mm
F PT 3140 00 01	1165x790x935 h
F PT 3240 00 01	1165x790x960 h

Plastic containers.
LOAD CAPACITY: 200-250 kg



HANDLE FOR TRANSPORT

ORD. NO. **F PT 8010 00 01**
For ORD. NO. F PT 1140 00 01 / F PT 1240 00 01

ORD. NO. **F PT 8020 00 01**
For ORD. NO. F PT 3140 00 01 / F PT 3240 00 01





ORD. NO.	Dim. mm
F MM 0710 00 01	225x760x470 h
Mobile partitions for containers ORD. NO.:	
F MM 0400 - F MM 0401 - F MM 0410 -	
F MM 0411 - F MM 0430 - F MM 0431	

ORD. NO.	Dim. mm
F ML 0710 00 01	630/460x405 h
Mobile partitions for containers ORD. NO.:	
F ML 0510	

ORD. NO.	Dim. mm
F ML 0510 00 01	800x700x600 h
Wide-mouthed containers	
LOAD CAPACITY: 1000 kg	



ORD. NO.	Dim. mm
F MM 0400 00 01	1000x800x800 h
Mesh containers. LOAD CAPACITY: 1000 kg	
MESH HOLES mm 60x30	
F MM 0410 00 01	1000x800x800 h
Mesh containers. LOAD CAPACITY: 1500 kg	
MESH HOLES mm 40x40	



ORD. NO.	Dim. mm
F MM 0401 00 01	1000x800x800 h
Mesh containers. LOAD CAPACITY: 1000 kg	
MESH HOLES mm 60x30	
F MM 0411 00 01	1000x800x800 h
Mesh containers. LOAD CAPACITY: 1500 kg	
MESH HOLES mm 40x40	



ORD. NO.	Dim. mm
F MM 0420 00 01	1200x800x800 h
Mesh containers. LOAD CAPACITY: 1000 kg	
MESH HOLE mmS 60x30	
F MM 0430 00 01	1200x800x800 h
Containers in rete. LOAD CAPACITY: 1500 kg	
MESH HOLES mm 40x40	



ORD. NO.	Dim. mm
F MM 0421 00 01	1200x800x800 h
Mesh containers. LOAD CAPACITY: 1000 kg	
MESH HOLES mm 60x30	
F MM 0431 00 01	1200x800x800 h
Mesh containers. LOAD CAPACITY: 1500 kg	
MESH HOLES mm 40x40	



ORD. NO.	Dim. mm
F ML 0200 00 01	965x1480x1060 h

Tilting containers
LOAD CAPACITY: 1000 kg



ORD. NO.	Dim. mm
F ML 0200 10 01	965x1480x1265 h

Tilting containers. Including: 2 fixed nylon wheels
Ø 160 mm and 2 swivel nylon wheels Ø 160 mm
without brake. LOAD CAPACITY: 900 kg



ORD. NO.	Dim. mm
F ML 0121 00 01	1000x800x1150 h

Containers with roller opening base
LOAD CAPACITY: 2000 kg



ORD. NO.	Dim. mm
F ML 0111 00 01	1000x800x800 h

Containers with roller opening base
LOAD CAPACITY: 2000 kg



ORD. NO.	Dim. mm
F ML 0430 00 01	1000x800x690 h

Sheet metal containers
LOAD CAPACITY: 1500 kg



ORD. NO.	Dim. mm
F ML 0420 00 01	1000x800x670 h

Sheet metal containers
LOAD CAPACITY: 2000 kg


SOLID NON-SLIP MATTING



ORD. NO.	Dim. mm
F PX 1541 00 01	800x400x25 h



PERFORATED NON-SLIP MATTING



ORD. NO.	Dim. mm
F PX 2541 00 06	800x400x25 h



EDGING PIECE



ORD. NO.	Dim. mm
F PX 0241 00 05	400x120x25 h



CORNER PIECE



ORD. NO.	Dim. mm
F PX 0741 00 05	120x120x25 h



GALVANISED CLIPS



ORD. NO.
F PX 0910 00 99

GALVANIZED CLIPS FOR NON-SLIP MATTINGS





ORD. NO.	Dim. mm
F CE B105 03 04	1135x700x915 h
Trolley with 2 standard rubber swivel wheels with brakes and 2 standard rubber fixed wheels Ø 125 mm.	



ORD. NO.	Dim. mm
F CE P106 03 04	1135x700x1000 h
F CE P256 03 04	1420x825x1000 h
Trolley with 2 standard rubber swivel wheels with brakes and 2 standard rubber fixed wheels Ø 200 mm.	

ORD. NO.	Dim. mm
F CE P105 03 04	1135x700x1000 h
F CE P255 03 04	1420x825x1000 h
Trolley with 2 standard rubber swivel wheels with brakes and 2 standard rubber fixed wheels Ø 200 mm.	

ORD. NO.	Dim. mm
F CE P106 20 04	1095x700x1000 h
F CE P256 20 04	1380x825x1000 h
Trolley with 2 standard rubber swivel wheels with brakes and 2 standard rubber fixed wheels Ø 200 mm.	



ORD. NO.	Dim. mm
F CE P105 08 04	1135x700x1000 h
F CE P255 08 04	1420x825x1000 h
Trolley with 2 standard rubber swivel wheels with brakes and 2 standard rubber fixed wheels Ø 200 mm.	

ORD. NO.	Dim. mm
F CE P105 04 04	1135x700x1000 h
F CE P255 04 04	1420x825x1000 h
Trolley with 2 standard rubber swivel wheels with brakes and 2 standard rubber fixed wheels Ø 200 mm.	

ORD. NO.	Dim. mm
F CE P105 20 04	1095x700x1000 h
F CE P255 20 04	1380x825x1000 h
Trolley with 2 standard rubber swivel wheels with brakes and 2 standard rubber fixed wheels Ø 200 mm.	



ORD. NO.	Dim. mm
F CE P105 12 04	1200x700x1000 h
F CE P255 12 04	1458x825x1000 h

Trolley with 2 standard rubber swivel wheels with brakes and 2 standard rubber fixed wheels Ø 200 mm.

ORD. NO.	Dim. mm
F CE P105 06 04	1200x700x1000 h
F CE P255 06 04	1485x825x1000 h

Trolley with 2 standard rubber swivel wheels with brakes and 2 standard rubber fixed wheels Ø 200 mm.

ORD. NO.	Dim. mm
F CE P105 07 04	1200x700x1000 h
F CE P255 07 04	1485x825x1000 h

Trolley with 2 standard rubber swivel wheels with brakes and 2 standard rubber fixed wheels Ø 200 mm.



ORD. NO.	Dim. mm
F CE P105 15 04	1200x700x1000 h
F CE P255 15 04	1485x825x1000 h

Trolley with 2 standard rubber swivel wheels with brakes and 2 standard rubber fixed wheels Ø 200 mm.

ORD. NO.	Dim. mm
F CE P105 10 04	1200x700x1000 h
F CE P255 10 04	1485x825x1000 h

Trolley with 2 standard rubber swivel wheels with brakes and 2 standard rubber fixed wheels Ø 200 mm.

ORD. NO.	Dim. mm
F CE P105 11 04	1200x700x1000 h
F CE P255 11 04	1485x825x1000 h

Trolley with 2 standard rubber swivel wheels with brakes and 2 standard rubber fixed wheels Ø 200 mm.



ORD. NO.	Dim. mm
F CE P105 21 04	1095x700x1000 h

Trolley with 2 standard rubber swivel wheels with brakes and 2 standard rubber fixed wheels Ø 200 mm.

ORD. NO.	Dim. mm
F CE P106 21 04	1095x700x1000 h

Trolley with 2 standard rubber swivel wheels with brakes and 2 standard rubber fixed wheels Ø 200 mm.

ORD. NO.	Dim. mm
F CE P105 24 04	1095x715x1135 h

Trolley with 2 standard rubber swivel wheels with brakes and 2 standard rubber fixed wheels Ø 200 mm.



ORD. NO.	Dim. mm
F CF H005 03 04	945x525x1045 h
Trolley with 2 standard rubber swivel wheels with brakes and 2 standard rubber fixed wheels Ø 150 mm.	



ORD. NO.	Dim. mm
F CF H005 08 04	945x525x1045 h
Trolley with 2 standard rubber swivel wheels with brakes and 2 standard rubber fixed wheels Ø 150 mm.	

ORD. NO.	Dim. mm
F CF H006 08 04	945x525x1045 h
Trolley with 2 standard rubber swivel wheels with brakes and 2 standard rubber fixed wheels Ø 150 mm.	

ORD. NO.	Dim. mm
F CF H006 03 04	945x525x1045 h
Trolley with 2 standard rubber swivel wheels with brakes and 2 standard rubber fixed wheels Ø 150 mm.	



ORD. NO.	Dim. mm
F CE H005 07 04	945x525x1045 h
Trolley with 2 standard rubber swivel wheels with brakes and 2 standard rubber fixed wheels Ø 150 mm.	

ORD. NO.	Dim. mm
F CF H006 12 04	945x525x1045 h
Trolley with 2 standard rubber swivel wheels with brakes and 2 standard rubber fixed wheels Ø 150 mm.	

ORD. NO.	Dim. mm
F CF H006 06 04	945x525x1045 h
Trolley with 2 standard rubber swivel wheels with brakes and 2 standard rubber fixed wheels Ø 150 mm.	

COMBI CF2

MODULAR TROLLEYS series F CF

WIDTH = 1135 mm DEPTH = 625 mm HEIGHT (H) = 1045 mm

RAL 6011
F.02

RAL 5012
F.04



ORD. NO.	Dim. mm
F CF H056 03 04	1135x625x1045 h

Trolley with 2 standard rubber swivel wheels with brakes and 2 standard rubber fixed wheels Ø 150 mm.



ORD. NO.	Dim. mm
F CF H055 08 04	1135x625x1045 h

Trolley with 2 standard rubber swivel wheels with brakes and 2 standard rubber fixed wheels Ø 150 mm.



ORD. NO.	Dim. mm
F CF H056 08 04	1135x625x1045 h

Trolley with 2 standard rubber swivel wheels with brakes and 2 standard rubber fixed wheels Ø 150 mm.



ORD. NO.	Dim. mm
F CF H055 03 04	1135x625x1045 h

Trolley with 2 standard rubber swivel wheels with brakes and 2 standard rubber fixed wheels Ø 150 mm.



ORD. NO.	Dim. mm
F CF H055 07 04	1135x625x1045 h

Trolley with 2 standard rubber swivel wheels with brakes and 2 standard rubber fixed wheels Ø 150 mm.



ORD. NO.	Dim. mm
F CF H056 12 04	1135x625x1045 h

Trolley with 2 standard rubber swivel wheels with brakes and 2 standard rubber fixed wheels Ø 150 mm.



ORD. NO.	Dim. mm
F CF H056 06 04	1135x625x1045 h

Trolley with 2 standard rubber swivel wheels with brakes and 2 standard rubber fixed wheels Ø 150 mm.



ORD. NO.	Dim. mm
F CL H006 04 04	945x525x1435 h
Trolley with 2 standard rubber swivel wheels with brakes and 2 standard rubber fixed wheels Ø 150 mm.	



ORD. NO.	Dim. mm
F CL H006 10 04	945x525x1435 h
Trolley with 2 standard rubber swivel wheels with brakes and 2 standard rubber fixed wheels Ø 150 mm.	

ORD. NO.	Dim. mm
F CL H006 06 04	945x525x1435 h
Trolley with 2 standard rubber swivel wheels with brakes and 2 standard rubber fixed wheels Ø 150 mm.	

ORD. NO.	Dim. mm
F CL H006 07 04	945x525x1435 h
Trolley with 2 standard rubber swivel wheels with brakes and 2 standard rubber fixed wheels Ø 150 mm.	



ORD. NO.	Dim. mm
F CL H005 04 04	945x525x1435 h
Trolley with 2 standard rubber swivel wheels with brakes and 2 standard rubber fixed wheels Ø 150 mm.	

ORD. NO.	Dim. mm
F CL H005 05 04	945x525x1435 h
Trolley with 2 standard rubber swivel wheels with brakes and 2 standard rubber fixed wheels Ø 150 mm.	

ORD. NO.	Dim. mm
F CL H005 03 04	945x545x1435 h
Trolley with 2 standard rubber swivel wheels with brakes and 2 standard rubber fixed wheels Ø 150 mm.	

COMBI CL2

MODULAR TROLLEYS series F CL

WIDTH = 1135 mm DEPTH = 625/645 mm HEIGHT (H) = 1535 mm

RAL 6011
F.02

RAL 5012
F.04



ORD. NO.	Dim. mm
F CF H056 04 04	1135x625x1535 h
Trolley with 2 standard rubber swivel wheels with brakes and 2 standard rubber fixed wheels Ø 150 mm.	



ORD. NO.	Dim. mm
F CL H056 10 04	1135x625x1535 h
Trolley with 2 standard rubber swivel wheels with brakes and 2 standard rubber fixed wheels Ø 150 mm.	

ORD. NO.	Dim. mm
F CL H056 06 04	1135x625x1535 h
Trolley with 2 standard rubber swivel wheels with brakes and 2 standard rubber fixed wheels Ø 150 mm.	

ORD. NO.	Dim. mm
F CL H056 07 04	1135x625x1535 h
Trolley with 2 standard rubber swivel wheels with brakes and 2 standard rubber fixed wheels Ø 150 mm.	



ORD. NO.	Dim. mm
F CL H055 04 04	1135x625x1535 h
Trolley with 2 standard rubber swivel wheels with brakes and 2 standard rubber fixed wheels Ø 150 mm.	

ORD. NO.	Dim. mm
F CL H055 05 04	1135x625x1535 h
Trolley with 2 standard rubber swivel wheels with brakes and 2 standard rubber fixed wheels Ø 150 mm.	

ORD. NO.	Dim. mm
F CL H055 03 04	1135x645x1535 h
Trolley with 2 standard rubber swivel wheels with brakes and 2 standard rubber fixed wheels Ø 150 mm.	

■ All indicated loads are net and refer to evenly distributed weights
 ■ Trolleys load capacity: 250 kg

■ Load capacity of each shelf or wooden tray = 100 kg



ORD. NO.	Dim. mm
F CI P255 04 04	1425x845x1200 h
Trolley with 2 standard rubber swivel wheels with brakes and 2 standard rubber fixed wheels Ø 200 mm.	



ORD. NO.	Dim. mm
F CI P256 06 04	1425x825x1200 h
Trolley with 2 standard rubber swivel wheels with brakes and 2 standard rubber fixed wheels Ø 200 mm.	



ORD. NO.	Dim. mm
F CI P256 03 04	1425x825x1200 h
Trolley with 2 standard rubber swivel wheels with brakes and 2 standard rubber fixed wheels Ø 200 mm.	



ORD. NO.	Dim. mm
F CI P256 05 04	1425x825x1200 h
Trolley with 2 standard rubber swivel wheels with brakes and 2 standard rubber fixed wheels Ø 200 mm.	



ORD. NO.	Dim. mm
F CI P255 03 04	1425x825x1200 h
Trolley with 2 standard rubber swivel wheels with brakes and 2 standard rubber fixed wheels Ø 200 mm.	



ORD. NO.	Dim. mm
F CI P255 05 04	1425x825x1200 h
Trolley with 2 standard rubber swivel wheels with brakes and 2 standard rubber fixed wheels Ø 200 mm.	



ORD. NO.	Dim. mm
F CI P255 06 04	1425x825x1200 h
Trolley with 2 standard rubber swivel wheels with brakes and 2 standard rubber fixed wheels Ø 200 mm.	

WIDTH = 1425 mm DEPTH = 825/845 mm HEIGHT (H) = 1800 mm

RAL 6011 F.02 RAL 5012 F.04



ORD. NO.	Dim. mm
F CK P255 04 04	1425x845x1800 h
Trolley with 2 standard rubber swivel wheels with brakes and 2 standard rubber fixed wheels Ø 200 mm.	



ORD. NO.	Dim. mm
F CK P256 03 04	1425x825x1800 h
Trolley with 2 standard rubber swivel wheels with brakes and 2 standard rubber fixed wheels Ø 200 mm.	



ORD. NO.	Dim. mm
F CK P255 07 04	1425x825x1800 h
Trolley with 2 standard rubber swivel wheels with brakes and 2 standard rubber fixed wheels Ø 200 mm.	



ORD. NO.	Dim. mm
F CK P256 06 04	1425x825x1800 h
Trolley with 2 standard rubber swivel wheels with brakes and 2 standard rubber fixed wheels Ø 200 mm.	



ORD. NO.	Dim. mm
F CK P255 05 04	1425x825x1800 h
Trolley with 2 standard rubber swivel wheels with brakes and 2 standard rubber fixed wheels Ø 200 mm.	



ORD. NO.	Dim. mm
F CG P156 05 04	1425x525x1490 h
Trolley with 2 standard rubber swivel wheels with brakes and 2 standard rubber fixed wheels Ø 200 mm.	



ORD. NO.	Dim. mm
F CG P156 10 04	1425x525x1490 h
Trolley with 2 standard rubber swivel wheels with brakes and 2 standard rubber fixed wheels Ø 200 mm.	



ORD. NO.	Dim. mm
F CG P155 05 04	1425x525x1490 h
Trolley with 2 standard rubber swivel wheels with brakes and 2 standard rubber fixed wheels Ø 200 mm.	



ORD. NO.	Dim. mm
F CG P156 13 04	1425x525x1490 h
Trolley with 2 standard rubber swivel wheels with brakes and 2 standard rubber fixed wheels Ø 200 mm. CONTAINERS EXCLUDED	

F CG P156 19 04	1425x525x1490 h
Including 20 containers ORD. NO. F PM 6551 00 05	



ORD. NO.	Dim. mm
F CG P156 17 04	1425x525x1490 h
Trolley with 2 standard rubber swivel wheels with brakes and 2 standard rubber fixed wheels Ø 200 mm. CONTAINERS EXCLUDED	

F CG P156 18 04	1425x525x1490 h
Including 24 containers ORD. NO. F PM 5751 00 05	

WIDTH = 1425 mm DEPTH = 625 mm HEIGHT (H) = 1590 mm

RAL 6011
F. 02

RAL 5012
F. 04



ORD. NO.	Dim. mm
F CH P206 09 04	1425x625x1590 h
Trolley with 2 standard rubber swivel wheels with brakes and 2 standard rubber fixed wheels Ø 200 mm.	



ORD. NO.	Dim. mm
F CH P205 07 04	1425x625x1590 h
Trolley with 2 standard rubber swivel wheels with brakes and 2 standard rubber fixed wheels Ø 200 mm.	



ORD. NO.	Dim. mm
F CH P206 11 04	1425x625x1590 h
Trolley with 2 standard rubber swivel wheels with brakes and 2 standard rubber fixed wheels Ø 200 mm.	



ORD. NO.	Dim. mm
F CH P206 12 04	1425x625x1590 h
Trolley with 2 standard rubber swivel wheels with brakes and 2 standard rubber fixed wheels Ø 200 mm. CONTAINERS EXCLUDED	

F CH P206 14 04	1425x625x1590 h
Including 12 containers ORD. NO. F PA 6451 A0 01	



ORD. NO.	Dim. mm
F CH P206 15 04	1425x625x1590 h
Trolley with 2 standard rubber swivel wheels with brakes and 2 standard rubber fixed wheels Ø 200 mm. CONTAINERS EXCLUDED	

F CH P206 16 04	1425x625x1590 h
Including 9 containers ORD. NO. F PA 6851 A0 01	

GALV. F. 99 GALVANISED + RAL 7000 F. 52



ORD. NO.	Dim. mm
F CP 2011 02 99	695x415x170/870 h
Trolley with 4 standard rubber swivel wheels without brakes Ø 100 mm	
LOAD CAPACITY: 150 KG	

ORD. NO.	Dim. mm
F CP 2011 01 99	615x415x170 h
Trolley with 4 standard rubber swivel wheels without brakes Ø 100 mm	
LOAD CAPACITY: 150 KG	



ORD. NO.	Dim. mm
F LB B073 05 52	725x613x1430 h
Trolley with 2 standard rubber swivel wheels with brakes and 2 standard rubber fixed wheels Ø 125 mm.	
CONTAINERS EXCLUDED	
LOAD CAPACITY 300 KG (150 KG PER SIDE)	

ORD. NO.	Dim. mm
F LB B103 02 52	1023x613x1430 h
Trolley with 2 standard rubber swivel wheels with brakes and 2 standard rubber fixed wheels Ø 125 mm.	
CONTAINERS EXCLUDED	
LOAD CAPACITY 300 KG (150 KG PER SIDE)	

F LB B073 55 52	725x613x1430 h
Trolley complete with:	
4 stacking containers ORD. NO. F PA 4451 A0 01	
1 stacking container ORD. NO. F PA 6451 A0 01	
1 stacking container ORD. NO. F PA 6851 A0 01	

F LB B103 52 52	1023x613x1430 h
Trolley complete with:	
4 stacking containers ORD. NO. F PA 6451 A0 01	
2 stacking containers ORD. NO. F PA 6851 A0 01	
1 stacking container ORD. NO. F PA 8951 A0 01	



ORD. NO.	Dim. mm
F CR 0091 00 04	920x510x810 h
Trolley with 2 standard rubber swivel wheels with brakes and 2 standard rubber fixed wheels Ø 100 mm. LOAD CAPACITY: 150 KG	



ORD. NO.	Dim. mm
F CR 0091 01 04	920x510x810 h
Trolley with 2 standard rubber swivel wheels with brakes and 2 standard rubber fixed wheels Ø 100 mm. LOAD CAPACITY: 150 KG	



ORD. NO.	Dim. mm
F CR 0031 00 04	765x560x1030 h
Trolley with 2 standard rubber swivel wheels with brakes and 2 standard rubber fixed wheels Ø 125 mm. LOAD CAPACITY: 300 KG	



ORD. NO.	Dim. mm
F CR 0031 03 04	765x560x1030 h
Trolley with 2 standard rubber swivel wheels with brakes and 2 standard rubber fixed wheels Ø 125 mm, 1 storage container ORD. NO. F PL 8951 00 03, 1 storage container ORD. NO. F PL 8951 00 05. LOAD CAPACITY: 300 KG	



ORD. NO.	Dim. mm
F CR 0021 00 04	555x445x845 h
Trolley with 4 standard rubber swivel wheels without brakes Ø 100 mm. LOAD CAPACITY: 150 KG	



ORD. NO.	Dim. mm
F CR 0021 03 04	555x445x845 h
Trolley with 4 standard rubber swivel wheels without brakes Ø 100 mm, 1 storage container ORD. NO. F PM 6551 00 05 and 1 storage container ORD. NO. F PM 6551 00 04. LOAD CAPACITY: 150 KG	

GALVANISED +
RAL 7000 F. 52



ORD. NO.	Dim. mm
F LB B102 02 52	1023x613x1430 h
Trolley with 20 shelves for size 1, 2 standard rubber swivel wheels with brakes and 2 standard rubber fixed wheels Ø 125 mm.	
CONTAINERS EXCLUDED.	

ORD. NO.	Dim. mm
F LB B102 03 52	1023x613x1430 h
Trolley with 10 shelves for size 1, 8 shelves size 2, 2 standard rubber swivel wheels with brakes and 2 standard rubber fixed wheels Ø 125 mm.	
CONTAINERS EXCLUDED.	

F LB B102 52 52	1023x613x1430 h
Trolley F LB B102 02 52 complete with 180 storage containers size 1	

F LB B102 53 52	1023x613x1430 h
Trolley F LB B102 03 52 complete with 90 storage containers size 1 48 storage containers size 2	



WIDTH = 1023 mm DEPTH = 613 mm

GALVANISED +
RAL 7000 F. 52



ORD. NO.	Dim. mm
F LB B102 04 52	1023x613x1430 h
Trolley with 14 shelves for size 2, 2 standard rubber swivel wheels with brakes and 2 standard rubber fixed wheels Ø 125 mm.	
CONTAINERS EXCLUDED.	

ORD. NO.	Dim. mm
F LB B102 06 52	1023x613x1430 h
Trolley with 5 shelves for size 1, 4 shelves for size 2, 6 shelves for size 3, 2 standard rubber swivel wheels with brakes and 2 standard rubber fixed wheels Ø 125 mm. CONTAINERS EXCLUDED.	

F LB B102 54 52	1023x613x1430 h
Trolley F LB B102 04 52 complete with 84 storage containers size 2	

F LB B102 56 52	1023x613x1430 h
Trolley F LB B102 06 52 complete with 45 storage containers size 1 24 storage containers size 2 28 storage containers size 3A2	



RAL 5012 F.04
RAL 7035 F.08
GALVANISED F.99



ORD. NO.	Dim. mm
F ST S200 55 99	3100x500x2000 h
Including 12 shelves dim. mm 1000x500x35 h.	
Load capacity of each shelf: 300 kg	
Load capacity of each bay: 2300 kg	



ORD. NO.	Dim. mm
F ST S200 57 99	2100x500x2000 h
Including 8 shelves dim. mm 1000x500x35 h.	
Load capacity of each shelf: 300 kg	
Load capacity of each bay: 2300 kg	



ORD. NO.	Load capacity kg	No. of bars	Dim. mm
F ST 1030 00 04	120	-	1000x300x35 h
F ST 1040 01 04	300	1	1000x400x35 h
F ST 1050 01 04	300	1	1000x500x35 h
F ST 1060 01 04	300	1	1000x600x35 h
F ST 1080 01 04	300	1	1000x800x35 h


ORD. NO.	Load capacity kg	No. of bars	Dim. mm
F ST 1130 00 04	100	-	1300x300x35 h
F ST 1140 01 04	230	1	1300x400x35 h
F ST 1150 01 04	230	1	1300x500x35 h
F ST 1160 01 04	230	1	1300x600x35 h
F ST 1180 01 04	230	1	1300x800x35 h

SYSTEM ST20 / ST22

SHELVING SYSTEM series F ST

WIDTH = 1000/1300 mm HEIGHT = 2000/2200 mm

 RAL 5012 + GALV. F.54

 RAL 7035 + GALV. F.55

 GALV. F.99



1000 mm LONG BAYS - HEIGHT 2200 mm

Depth of bay mm	Single bay with cross bracing ORD. NO. galvanised	Add-on bay ORD. NO. galvanised	Add-on bay with cross bracing ORD. NO. galvanised	Single bay with back panel ORD. NO. galvanised	Add-on bay with back panel ORD. NO. galvanised
300	F ST A220 30 99	F ST B220 30 99	-	F ST D220 30 99	F ST E220 30 99
400	F ST A220 40 99	F ST B220 40 99	F ST C220 40 99	F ST D220 40 99	F ST E220 40 99
500	F ST A220 50 99	F ST B220 50 99	F ST C220 50 99	F ST D220 50 99	F ST E220 50 99
600	F ST A220 60 99	F ST B220 60 99	F ST C220 60 99	F ST D220 60 99	F ST E220 60 99
800	F ST A220 80 99	F ST B220 80 99	F ST C220 80 99	F ST D220 80 99	F ST E220 80 99

Each bay has 4 shelves. For 300 mm deep bays, the shelves are supplied without strengthening bars and have a load capacity of 120 kg. For 400/500/600/800 mm deep bays, the shelves are supplied with strengthening bars and have a load capacity of 300 kg.

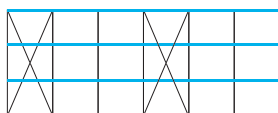


1300 mm LONG BAYS - HEIGHT 2000 mm


Depth of bay mm	Single bay with cross bracing ORD. NO. galvanised	Add-on bay ORD. NO. galvanised	Add-on bay with cross bracing ORD. NO. galvanised	Single bay with back panel ORD. NO. galvanised	Add-on bay with back panel ORD. NO. galvanised
300	F ST F200 30 99	F ST G200 30 99	-	F ST L200 30 99	F ST M200 30 99
400	F ST F200 40 99	F ST G200 40 99	F ST H200 40 99	F ST L200 40 99	F ST M200 40 99
500	F ST F200 50 99	F ST G200 50 99	F ST H200 50 99	F ST L200 50 99	F ST M200 50 99
600	F ST F200 60 99	F ST G200 60 99	F ST H200 60 99	F ST L200 60 99	F ST M200 60 99
800	F ST F200 80 99	F ST G200 80 99	F ST H200 80 99	F ST L200 80 99	F ST M200 80 99


Each bay has 4 shelves. For 300 mm deep bays, the shelves are supplied without strengthening bars and have a load capacity of 100 kg. For 600 mm deep bays, the shelves are supplied with strengthening bars and have a load capacity of 200 kg. For 400 / 500 / 800 mm deep bays, the shelves are supplied with strengthening bars and have a load capacity of 230 kg.

- The bays are supplied unassembled complete with foot plates
- Load capacity of each bay: 2300 kg



A cross bracing or a back panel must be fitted to each third bay (this does not apply to bays fixed to the wall)

 Must be fixed to the wall

 Must be fixed to the wall or floor

■ All indicated loads are net and refer to evenly distributed weights

RAL 5012 + GALV. F.54

RAL 7035 + GALV. F.55

GALV. F.99

WIDTH = 1000/1300 mm HEIGHT = 2500 mm



1000 mm LONG BAYS

Depth of bay mm	Single bay with cross bracing ORD. NO. galvanised	Add-on bay ORD. NO. galvanised	Add-on bay with cross bracing ORD. NO. galvanised	Single bay with back panel ORD. NO. galvanised	Add-on bay with back panel ORD. NO. galvanised
300	F ST A250 30 99	F ST B250 30 99	-	F ST D250 30 99	F ST E250 30 99
400	F ST A250 40 99	F ST B250 40 99	-	F ST D250 40 99	F ST E250 40 99
500	F ST A250 50 99	F ST B250 50 99	F ST C250 50 99	F ST D250 50 99	F ST E250 50 99
600	F ST A250 60 99	F ST B250 60 99	F ST C250 60 99	F ST D250 60 99	F ST E250 60 99
800	F ST A250 80 99	F ST B250 80 99	F ST C250 80 99	F ST D250 80 99	F ST E250 80 99

Each bay has 5 shelves. For 300 mm deep bays, the shelves are supplied without strengthening bars and have a load capacity of 120 kg. For 400 / 500 / 600 / 800 mm deep bays, the shelves are supplied with strengthening bars and have a load capacity of 300 kg.



1300 mm LONG BAYS

Depth of bay mm	Single bay with cross bracing ORD. NO. galvanised	Add-on bay ORD. NO. galvanised	Add-on bay with cross bracing ORD. NO. galvanised	Single bay with back panel ORD. NO. galvanised	Add-on bay with back panel ORD. NO. galvanised
300	F ST F250 30 99	F ST G250 30 99	-	F ST L250 30 99	F ST M250 30 99
400	F ST F250 40 99	F ST G250 40 99	-	F ST L250 40 99	F ST M250 40 99
500	F ST F250 50 99	F ST G250 50 99	F ST H250 50 99	F ST L250 50 99	F ST M250 50 99
600	F ST F250 60 99	F ST G250 60 99	F ST H250 60 99	F ST L250 60 99	F ST M250 60 99
800	F ST F250 80 99	F ST G250 80 99	F ST H250 80 99	F ST L250 80 99	F ST M250 80 99

Each bay has 5 shelves. For 300 mm deep bays, the shelves are supplied without strengthening bars and have a load capacity of 100 kg. For 600 mm deep bays, the shelves are supplied with strengthening bars and have a load capacity of 200 kg. For 400 / 500 / 800 mm deep bays, the shelves are supplied with strengthening bars and have a load capacity of 230 kg.



A cross bracing or a back panel must be fitted to each third bay (this does not apply to bays fixed to the wall)

- The bays are supplied unassembled complete with foot plates
- Load capacity of each bay: 2300 kg

SYSTEM ST30

SHELVING SYSTEM series F ST

WIDTH = 1000/1300 mm HEIGHT = 3000 mm

RAL 5012 + GALV. F.54

RAL 7035 + GALV. F.55

GALV. F.99



1000 mm LONG BAYS

Depth of bay mm	Single bay with cross bracing ORD. NO. galvanised	Add-on bay ORD. NO. galvanised	Add-on bay with cross bracing ORD. NO. galvanised	Single bay with back panel ORD. NO. galvanised	Add-on bay with back panel ORD. NO. galvanised
300	F ST A300 30 99	F ST B300 30 99	-	F ST D300 30 99	F ST E300 30 99
400	F ST A300 40 99	F ST B300 40 99	-	F ST D300 40 99	F ST E300 40 99
500	F ST A300 50 99	F ST B300 50 99	F ST C300 50 99	F ST D300 50 99	F ST E300 50 99
600	F ST A300 60 99	F ST B300 60 99	F ST C300 60 99	F ST D300 60 99	F ST E300 60 99
800	F ST A300 80 99	F ST B300 80 99	F ST C300 80 99	F ST D300 80 99	F ST E300 80 99

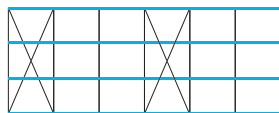
Each bay has 6 shelves. For 300 mm deep bays, the shelves are supplied without strengthening bars and have a load capacity of 120 kg. For 400 / 500 / 600 / 800 mm deep bays, the shelves are supplied with strengthening bars and have a load capacity of 300 kg.



1300 mm LONG BAYS

Depth of bay mm	Single bay with cross bracing ORD. NO. galvanised	Add-on bay ORD. NO. galvanised	Add-on bay with cross bracing ORD. NO. galvanised	Single bay with back panel ORD. NO. galvanised	Add-on bay with back panel ORD. NO. galvanised
300	F ST F300 30 99	F ST G300 30 99	-	F ST L300 30 99	F ST M300 30 99
400	F ST F300 40 99	F ST G300 40 99	-	F ST L300 40 99	F ST M300 40 99
500	F ST F300 50 99	F ST G300 50 99	F ST H300 50 99	F ST L300 50 99	F ST M300 50 99
600	F ST F300 60 99	F ST G300 60 99	F ST H300 60 99	F ST L300 60 99	F ST M300 60 99
800	F ST F300 80 99	F ST G300 80 99	F ST H300 80 99	F ST L300 80 99	F ST M300 80 99

Each bay has 6 shelves. For 300 mm deep bays, the shelves are supplied without strengthening bars and have a load capacity of 100 kg. For 600 mm the shelves are supplied with strengthening bars and have a load capacity of 200 kg. For 400 / 500 / 800 mm the shelves are supplied with strengthening bars and have a load capacity of 230 kg.



A cross bracing or a back panel must be fitted to each third bay (this does not apply to bays fixed to the wall)

- The bays are supplied unassembled complete with foot plates
- Load capacity of each bay: 2300 kg

■ Must be fixed to the wall

■ Must be fixed to the wall or floor

■ All indicated loads are net and refer to evenly distributed weights

**ORD. NO. F SV S235 40 08**

Shelving unit grey Ral 7035 with 35 shelves dim. 5000x400x2350 mm h.

Includes: no. 1 F SV D235 41 08 single bay with back panel, 7 shelves and base plinth, no. 4 F SV E235 41 08 add-on bay with back panel, no. 7 shelves and base plinth, no. 2 F SV 5225 10 08 leaf door 2250 mm h, no. 1 F SV 5075 10 08 leaf door 750 mm h, no. 2 F SV 7840 00 07 full extension suspension folder frame for folder DIN A4, no. 2 F SV 2223 40 08 side panels.

**ORD. NO. F SV S235 46 08**

Shelving unit grey Ral 7035 with 14 shelves dim. 2000x400x2350 mm h.

Includes:

- no. 1 F SV D235 41 08 single bay with back panel, 7 shelves and base plinth,
- no. 1 F SV E235 41 08 add-on bay with back panel, 7 shelves and base plinth
- no. 1 F SV 5225 10 08 leaf doors 2250 mm h,
- no. 2 F SV 2223 40 08 side panels.

SYSTEM SV-DUAL DOCS


SHELVING SYSTEM series F SV

WIDTH = 1000/1300 mm HEIGHT = 2100/2350/2500/3100 mm

RAL 7035
F. 08




ORD. NO. F SV S235 61 08
Dim. mm 2000x600x2350 h



Single bay

1000 mm LONG SINGLE BAY COMPLETE WITH FOOT PLATES AND ALLEN KEYS

1000 mm LONG ADD-ON BAY COMPLETE WITH FOOT PLATES AND ALLEN KEYS



Add-on bay

ORD. NO.	Height of bay mm	Depth of bay mm	No. of compartments for fileholders	No. of shelves per bay	For fileholders height mm
F SV A210 61 08	2100	600	5x2	6	320/350
F SV A235 61 08	2350	600	6x2	7	320
F SV A250 61 08	2500	600	6x2	7	350
F SV A310 61 08	3100	600	8x2	9	320

ORD. NO.	Height of bay mm	Depth of bay mm	No. of compartments for fileholders	No. of shelves per bay	For fileholders height mm
F SV C210 61 08	2100	600	5x2	6	320/350
F SV C235 61 08	2350	600	6x2	7	320
F SV C250 61 08	2500	600	6x2	7	350
F SV C310 61 08	3100	600	8x2	9	320

1300 mm LONG SINGLE BAY COMPLETE WITH FOOT PLATES AND ALLEN KEYS

1300 mm LONG ADD-ON BAY COMPLETE WITH FOOT PLATES AND ALLEN KEYS

ORD. NO.	Height of bay mm	Depth of bay mm	No. of compartments for fileholders	No. of shelves per bay	For fileholders height mm
F SV F210 61 08	2100	600	5x2	6	320/350
F SV F235 61 08	2350	600	6x2	7	320
F SV F250 61 08	2500	600	6x2	7	350
F SV F310 61 08	3100	600	8x2	9	320

ORD. NO.	Height of bay mm	Depth of bay mm	No. of compartments for fileholders	No. of shelves per bay	For fileholders height mm
F SV H210 61 08	2100	600	5x2	6	320/350
F SV H235 61 08	2350	600	6x2	7	320
F SV H250 61 08	2500	600	6x2	7	350
F SV H310 61 08	3100	600	8x2	9	320

- Load capacity of each bay: 1000 kg
- Load capacity of each shelf 1000 mm long: 120 kg
- Load capacity of each shelf 1300 mm long: 100 kg
- The shelving systems are supplied complete with foot plates and Allen key

RAL 7035
F.....08



Side panels



ORD. NO.	For upright frames dim. mm
F SV 2221 40 08	400x2100
F SV 2223 40 08	400x2350
F SV 2225 40 08	400x2500
F SV 2231 40 08	400x3100



Single bay

ORD. NO. F SV S235 44 08
Dim. mm 3000x400x2350 h



Add-on bay

1000 mm LONG SINGLE BAY

ORD. NO.	Height of bay mm	Depth of bay mm	No. of compartments for fileholders	No. of shelves per bay	For file-holders height mm
F SV D210 41 08	2100	400	5	6	320/350
F SV D235 41 08	2350	400	6	7	320
F SV D250 41 08	2500	400	6	7	350
F SV D310 41 08	3100	400	8	9	320

1000 mm LONG ADD-ON BAY

ORD. NO.	Height of bay mm	Depth of bay mm	No. of compartments for fileholders	No. of shelves per bay	For file-holders height mm
F SV E210 41 08	2100	400	5	6	320/350
F SV E235 41 08	2350	400	6	7	320
F SV E250 41 08	2500	400	6	7	350
F SV E310 41 08	3100	400	8	9	320

1300 mm LONG SINGLE BAY

ORD. NO.	Height of bay mm	Depth of bay mm	No. of compartments for fileholders	No. of shelves per bay	For file-holders height mm
F SV L210 41 08	2100	400	5	6	320/350
F SV L235 41 08	2350	400	6	7	320
F SV L250 41 08	2500	400	6	7	350
F SV L310 41 08	3100	400	8	9	320

1300 mm LONG ADD-ON BAY

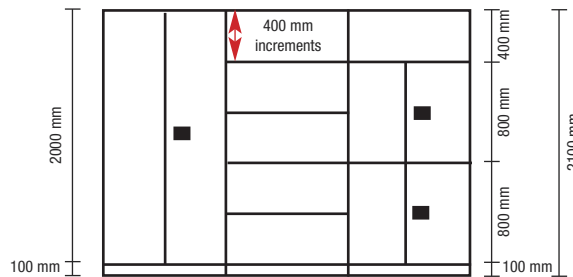
ORD. NO.	Height of bay mm	Depth of bay mm	No. of compartments for fileholders	No. of shelves per bay	For file-holders height mm
F SV M210 41 08	2100	400	5	6	320/350
F SV M235 41 08	2350	400	6	7	320
F SV M250 41 08	2500	400	6	7	350
F SV M310 41 08	3100	400	8	9	320

- Load capacity of each bay: 1000 kg
- Load capacity of each shelf 1000 mm long: 120 kg
- Load capacity of each shelf 1300 mm long: 100 kg
- The shelving systems are supplied complete with base plinth, back panel, foot plates, wall brackets and Allen keys



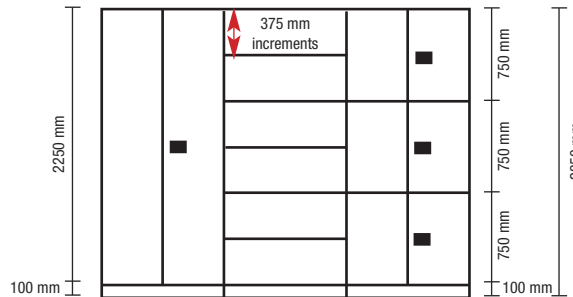
LEAF DOORS FOR 320/350 mm HIGH FILEHOLDERS

ORD. NO.	dim. LxH mm
F SV 5200 10 08	1000x2000



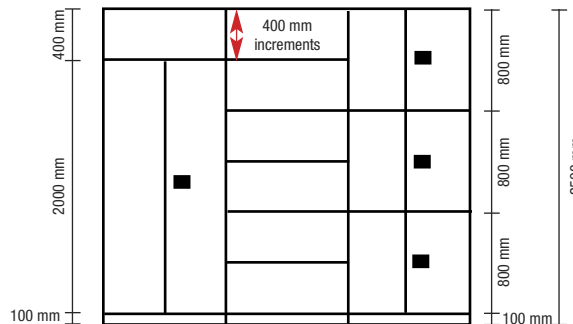
LEAF DOORS FOR 320/350 mm HIGH FILEHOLDERS

ORD. NO.	dim. LxH mm
F SV 5080 10 08	1000x800



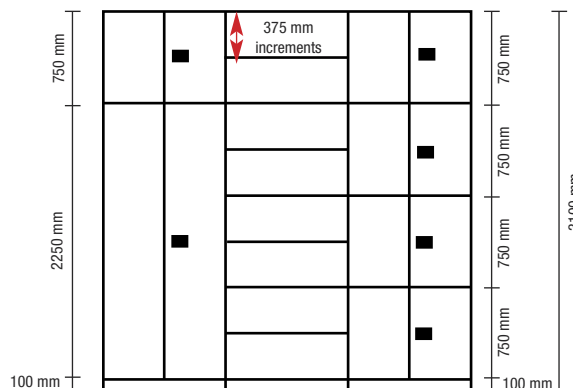
LEAF DOORS FOR 320 mm HIGH FILEHOLDERS

ORD. NO.	dim. LxH mm
F SV 5225 10 08	1000x2250



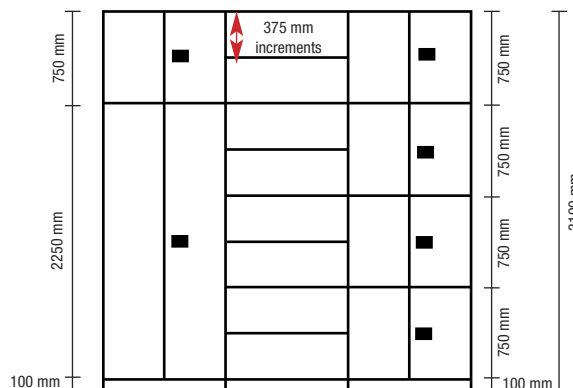
LEAF DOORS FOR 320 mm HIGH FILEHOLDERS

ORD. NO.	dim. LxH mm
F SV 5075 10 08	1000x750



LEAF DOORS FOR 350 mm HIGH FILEHOLDERS

ORD. NO.	dim. LxH mm
F SV 5200 10 08	1000x2000



LEAF DOORS FOR 350 mm HIGH FILEHOLDERS

ORD. NO.	dim. LxH mm
F SV 5080 10 08	1000x800

LEAF DOORS FOR 320 mm HIGH FILEHOLDERS

ORD. NO.	dim. LxH mm
F SV 5225 10 08	1000x2250

LEAF DOORS FOR 320 mm HIGH FILEHOLDERS

ORD. NO.	dim. LxH mm
F SV 5075 10 08	1000x750



FOR FURTHER INFORMATION SEE
GENERAL CATALOGUE NO. 261





FOR FURTHER INFORMATION SEE
GENERAL CATALOGUE NO. 261





36027 Rosà (Vi) Italy | Via Stazione Rossano, 13
Tel. +39/0424-585455 | Fax +39/0424-585472
www.famispa.com | export@famispa.com